

RMNA 2023

**REFUGEE AND MIGRANT
NEEDS ANALYSIS**

Issued September 2023



Inter-Agency Coordination
Platform for Refugees and
Migrants from Venezuela





COVER PHOTO CREDITS

©R4V/Viviana Murillo

©R4V/Viviana Murillo




RMNA 2023

**REFUGEE AND MIGRANT
NEEDS ANALYSIS**



Inter-Agency Coordination
Platform for Refugees and
Migrants from Venezuela

TABLE OF CONTENTS

REGIONAL	REGION AT A GLANCE 8	FOOD SECURITY 37
	KEY FIGURES BY NATIONAL AND SUB-REGIONAL PLATFORMS 9	HEALTH 40
	INTERSECTOR PIN: PREVALENCE OF NEED BY AGE AND GENDER 13	HUMANITARIAN TRANSPORTATION 44
	REGIONAL BACKGROUND AND CONTEXT 14	INTEGRATION 48
	SCOPE OF ANALYSIS 19	NUTRITION 52
	CONDITIONS OF REFUGEES AND MIGRANTS 25	PROTECTION 55
	PLANNING ASSUMPTIONS & RISK ANALYSIS: 2023 AND BEYOND 30	CHILD PROTECTION 59
	MONITORING OF SITUATION & NEEDS 32	GENDER-BASED VIOLENCE (GBV) 63
	EDUCATION 33	HUMAN TRAFFICKING & SMUGGLING 67
		SHELTER 71
		WASH 75
		CASH AND VOUCHER ASSISTANCE (CVA) 79
<hr/>		
BRAZIL	BRAZIL AT A GLANCE 82	NUTRITION 92
	COUNTRY OVERVIEW 84	PROTECTION 93
	EDUCATION 86	CHILD PROTECTION 95
	FOOD SECURITY 87	GENDER-BASED VIOLENCE 96
	HEALTH 88	HUMAN TRAFFICKING & SMUGGLING 98
	HUMANITARIAN TRANSPORTATION 89	SHELTER 99
	INTEGRATION 91	WASH 100
<hr/>		
CHILE	CHILE AT A GLANCE 102	NUTRITION 112
	COUNTRY OVERVIEW 104	PROTECTION 113
	EDUCATION 106	CHILD PROTECTION 115
	FOOD SECURITY 107	GENDER-BASED VIOLENCE 116
	HEALTH 108	HUMAN TRAFFICKING & SMUGGLING 117
	HUMANITARIAN TRANSPORTATION 109	SHELTER 118
	INTEGRATION 110	WASH 119

COLOMBIA



COLOMBIA AT A GLANCE

122

COUNTRY OVERVIEW	124
PREVENTION OF SEXUAL EXPLOITATION AND ABUSE (PSEA)	126
CASH AND VOUCHER ASSISTANCE (CVA)	126
EDUCATION	128
FOOD SECURITY	129
HEALTH	131
HUMANITARIAN TRANSPORTATION	133

INTEGRATION	134
NUTRITION	136
PROTECTION	137
CHILD PROTECTION	139
GENDER-BASED VIOLENCE	141
HUMAN TRAFFICKING & SMUGGLING	143
SHELTER	144
WASH	146

ECUADOR



ECUADOR AT A GLANCE

149

COUNTRY OVERVIEW	151
FOOD SECURITY	154
HEALTH	155
HUMANITARIAN TRANSPORTATION	156
INTEGRATION	157
NUTRITION	159

PROTECTION	160
CHILD PROTECTION	161
GENDER-BASED VIOLENCE	163
HUMAN TRAFFICKING & SMUGGLING	164
SHELTER	166
WASH	167
CASH AND VOUCHER ASSISTANCE (CVA)	168

PERU



PERU AT A GLANCE

171

COUNTRY OVERVIEW	173
EDUCATION	176
FOOD SECURITY	177
HEALTH	179
HUMANITARIAN TRANSPORTATION	181
INTEGRATION	183

NUTRITION	185
PROTECTION	187
CHILD PROTECTION	190
GENDER-BASED VIOLENCE	192
HUMAN TRAFFICKING & SMUGGLING	193
SHELTER	195
WASH	196

CARIBBEAN**CARIBBEAN AT A GLANCE 199**

PLATFORM OVERVIEW	201
EDUCATION	203
FOOD SECURITY	204
HEALTH	206
HUMANITARIAN TRANSPORTATION	207
INTEGRATION	208

NUTRITION	210
PROTECTION	211
CHILD PROTECTION	213
GENDER-BASED VIOLENCE	214
HUMAN TRAFFICKING & SMUGGLING	216
SHELTER	218
WASH	219

CENTRAL AMERICA & MEXICO**CENTRAL AMERICA & MEXICO AT A GLANCE 221**

PLATFORM OVERVIEW	223
EDUCATION	225
FOOD SECURITY	226
HEALTH	227
HUMANITARIAN TRANSPORTATION	229
NUTRITION	231

INTEGRATION	232
PROTECTION	233
CHILD PROTECTION	235
GENDER-BASED VIOLENCE	236
HUMAN TRAFFICKING & SMUGGLING	237
SHELTER	238
WASH	240

SOUTHERN CONE**SOUTHERN CONE AT A GLANCE 243**

PLATFORM OVERVIEW	245
EDUCATION	248
FOOD SECURITY	249
HEALTH	250
HUMANITARIAN TRANSPORTATION	251
INTEGRATION	252

NUTRITION	254
PROTECTION	255
CHILD PROTECTION	257
GENDER-BASED VIOLENCE	258
HUMAN TRAFFICKING & SMUGGLING	259
SHELTER	260
WASH	262

ABBREVIATIONS AND ACRONYMS	263
----------------------------	-----

REGIONAL

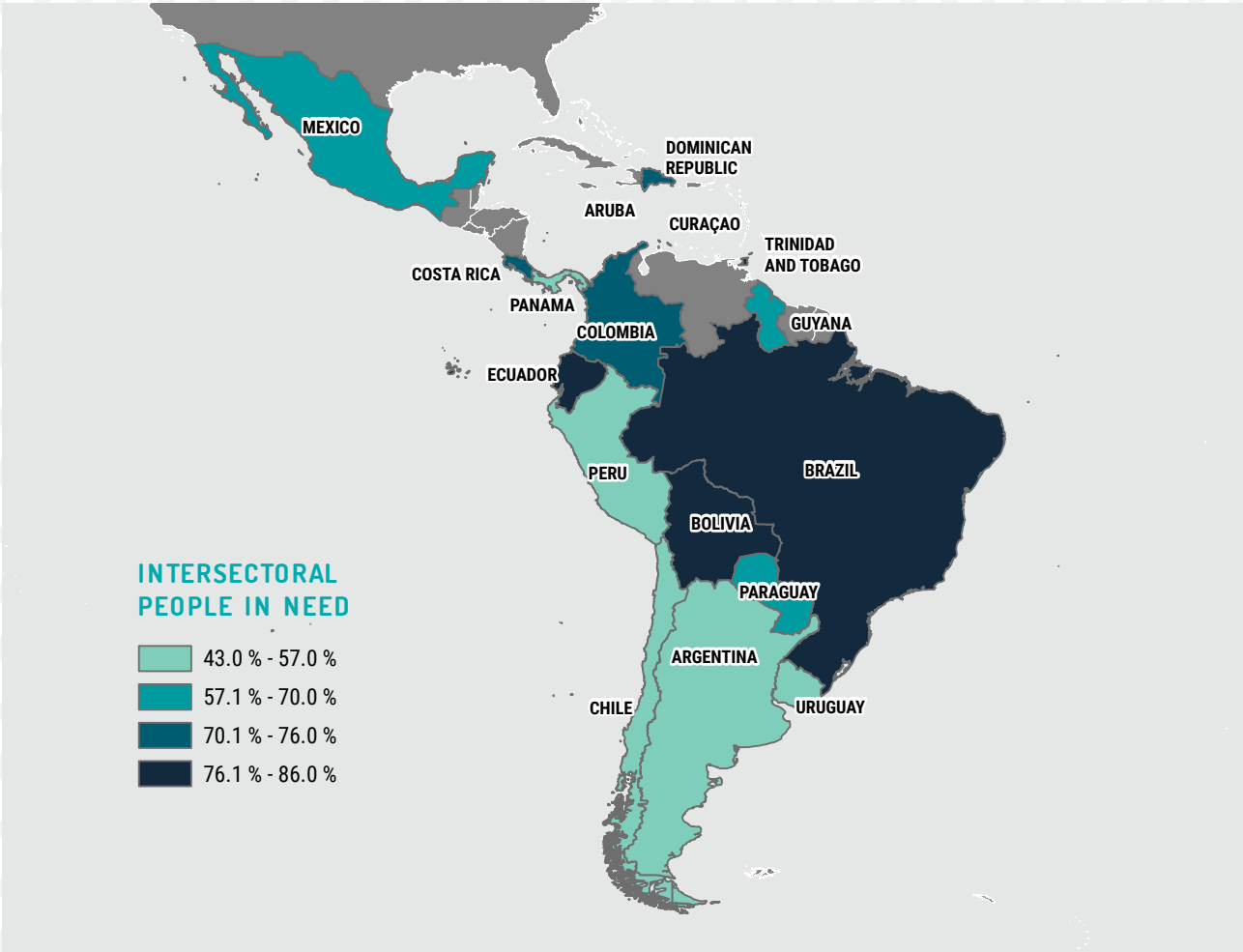


REGION AT A GLANCE

PEOPLE IN NEED (PIN)

CURRENTLY IN-DESTINATION **67.8%** **4.42 M**

85.2% VENEZUELAN IN-TRANSIT	86.1% OTHERS IN-TRANSIT*	63.8% PENDULAR**	52.3% COLOMBIAN RETURNEES**	53.4% AFFECTED HOST COMMUNITIES
---------------------------------------	------------------------------------	----------------------------	---------------------------------------	---



POPULATION IN NEED BY AGE AND GENDER



All percentages and absolute values used in maps, graphs and other infographics are, unless stated otherwise, based on the number of Venezuelan refugees and migrants in-destination, as reported in the August 2023 population update.

* "Others in-transit" include refugees and migrants of other nationalities in-transit in Bolivia, Colombia, Costa Rica, Ecuador, Panama and Peru. Despite showing a slightly higher percentage, the number of individual refugees & migrants of other nationalities in-transit in-need is significantly lower than the number of Venezuelan refugees & migrants in-transit in-need. Regional PiN figures for those in-transit are calculated using a weighted average method.

** Venezuelans engaging in pendular movements and Colombian returnees only apply to Colombia.

KEY FIGURES BY NATIONAL AND SUB-REGIONAL PLATFORMS

CURRENTLY IN-DESTINATION PIN	REGIONAL	BRAZIL	CHILE	COLOMBIA	ECUADOR	PERU	CARIBBEAN	CENTRAL AMERICA & MEXICO	SOUTHERN CONE
 INTERSECTOR	67.8% 4.42 M	76.5% 365.4 K	55.8% 248.1 K	74.2% 2.15 M	77.9% 370.0 K	57.0% 879.0 K	75.7% 161.4 K	61.3% 123.1 K	47.1% 129.3 K
 EDUCATION	46.1% 3.01 M	32.6% 155.7 K	11.7% 52.0 K	62.0% 1.80 M	28.4% 135.1 K	52.2% 804.6 K	14.1% 30.0 K	14.2% 28.4 K	1.7% 4.8 K
 FOOD SECURITY	48.8% 3.18 M	52.0% 248.3 K	31.9% 141.6 K	48.7% 1.41 M	60.3% 286.4 K	57.0% 878.9 K	46.4% 98.9 K	25.7% 51.5 K	24.2% 66.6 K
 HEALTH	54.3% 3.54 M	14.2% 67.8 K	22.1% 98.4 K	74.2% 2.15 M	53.9% 256.0 K	51.4% 792.6 K	44.0% 93.7 K	22.8% 45.8 K	14.8% 40.6 K
 HUMANITARIAN TRANSPORTATION	32.1% 2.10 M	13.4% 64.0 K	15.1% 67.0 K	55.3% 1.60 M	16.6% 78.8 K	10.2% 158.0 K	36.9% 78.7 K	19.1% 38.2 K	4.1% 11.3 K
 INTEGRATION	60.8% 3.97 M	39.8% 190.0 K	43.1% 191.5 K	74.2% 2.15 M	77.9% 370.0 K	48.4% 746.3 K	69.6% 148.3 K	26.4% 52.9 K	43.5% 119.5 K
 NUTRITION	12.2% 798.1 K	10.0% 47.7 K	16.9% 75.1 K	17.4% 504.2 K	8.9% 42.4 K	4.9% 75.0 K	9.0% 19.2 K	11.8% 23.7 K	3.9% 10.8 K
 PROTECTION	63.8% 4.16 M	72.0% 343.8 K	55.8% 248.1 K	70.7% 2.05 M	76.6% 364.0 K	54.9% 846.6 K	73.2% 156.1 K	54.5% 109.4 K	17.4% 47.8 K
 CHILD PROTECTION	23.4% 1.53 M	24.4% 116.5 K	23.4% 104.0 K	27.8% 804.1 K	37.3% 177.2 K	18.0% 277.6 K	15.4% 32.7 K	4.5% 9.0 K	1.5% 4.2 K
 GENDER-BASED VIOLENCE (GBV)	34.8% 2.27 M	17.1% 81.7 K	10.8% 47.9 K	49.3% 1.43 M	23.7% 112.4 K	31.4% 484.2 K	24.8% 52.9 K	20.4% 40.9 K	7.1% 19.4 K
 HUMAN TRAFFICKING & SMUGGLING	12.6% 820.8 K	12.4% 59.2 K	10.6% 47.3 K	10.9% 314.9 K	2.3% 10.9 K	21.1% 325.4 K	18.1% 38.5 K	7.5% 15.0 K	3.4% 9.5 K
 SHELTER	48.5% 3.16 M	25.9% 123.7 K	17.0% 75.5 K	68.3% 1.98 M	49.4% 234.4 K	36.1% 556.7 K	34.7% 74.0 K	25.4% 51.0 K	26.1% 71.6 K
 WASH	43.3% 2.83 M	17.0% 81.2 K	15.6% 69.5 K	67.8% 1.96 M	51.6% 245.1 K	21.5% 331.5 K	28.2% 60.1 K	7.1% 14.2 K	22.5% 61.8 K

VENEZUELAN IN-TRANSIT PIN		REGIONAL	BRAZIL	COLOMBIA	ECUADOR	PERU	CENTRAL AMERICA & MEXICO	SOUTHERN CONE*
	INTERSECTOR	85.2%	76.5%	84.8%	75.3%	94.0%	87.9%	75.0%
	EDUCATION	20.4%	32.6%	62.6%	N/A	N/A	13.4%	N/A
	FOOD SECURITY	61.9%	52.0%	83.2%	64.9%	94.0%	40.0%	71.2%
	HEALTH	41.9%	14.2%	77.1%	39.4%	10.0%	35.1%	43.0%
	HUMANITARIAN TRANSPORTATION	58.8%	13.4%	84.3%	46.9%	57.0%	56.2%	22.0%
	INTEGRATION	10.6%	39.8%	41.2%	N/A	N/A	1.3%	N/A
	NUTRITION	11.4%	10.0%	17.0%	8.0%	4.9%	12.4%	4.7%
	PROTECTION	63.5%	72.0%	72.7%	75.3%	29.0%	63.1%	75.0%
	CHILD PROTECTION	18.4%	24.4%	20.7%	35.5%	11.0%	9.7%	3.6%
	GENDER-BASED VIOLENCE (GBV)	34.8%	17.1%	54.0%	19.1%	29.0%	34.2%	22.0%
	HUMAN TRAFFICKING & SMUGGLING	29.8%	12.4%	45.4%	13.2%	29.0%	30.6%	11.0%
	SHELTER	65.3%	25.9%	84.3%	56.6%	74.0%	57.5%	68.0%
	WASH	59.4%	17.0%	72.7%	38.3%	94.0%	54.4%	36.0%

* Data on Venezuelans in-transit within the Southern Cone sub-region corresponds to movements in Bolivia only.

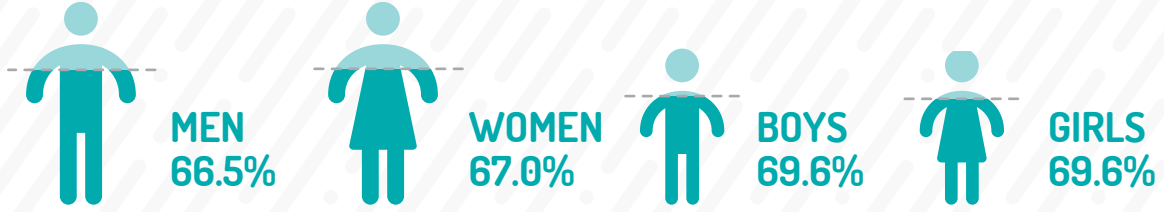
OTHER NATIONALITIES IN-TRANSIT PIN	REGIONAL	COLOMBIA	ECUADOR	PERU	CENTRAL AMERICA & MEXICO		SOUTHERN CONE
					PANAMA	COSTA RICA	BOLIVIA*
 INTERSECTOR	86.1%	84.8%	75.3%	94.0%	75.0%	98.4%	75.0%
 EDUCATION	28.6%	53.5%	N/A	N/A	21.0%	21.0%	N/A
 FOOD SECURITY	60.4%	77.1%	64.9%	94.0%	28.0%	68.0%	71.2%
 HEALTH	47.0%	73.6%	39.4%	29.0%	23.0%	45.0%	43.0%
 HUMANITARIAN TRANSPORTATION	72.3%	75.0%	46.9%	57.0%	50.0%	97.0%	22.0%
 INTEGRATION	6.7%	21.5%	N/A	N/A	1.0%	N/A	N/A
 NUTRITION	14.1%	13.9%	8.0%	4.9%	20.0%	11.7%	4.7%
 PROTECTION	62.8%	69.4%	75.3%	29.0%	71.0%	49.0%	75.0%
 CHILD PROTECTION	19.6%	18.1%	35.5%	11.0%	21.0%	4.0%	3.6%
 GENDER-BASED VIOLENCE (GBV)	43.9%	47.2%	19.1%	29.0%	46.0%	46.0%	22.0%
 HUMAN TRAFFICKING & SMUGGLING	43.5%	55.6%	13.2%	29.0%	64.0%	25.0%	11.0%
 SHELTER	66.9%	81.3%	56.6%	74.0%	71.0%	52.0%	68.0%
 WASH	64.7%	75.7%	38.3%	94.0%	75.0%	52.0%	36.0%

* As of 2024, the R4V response will include other nationals in-transit in Bolivia. Therefore, their needs are included in this overview..

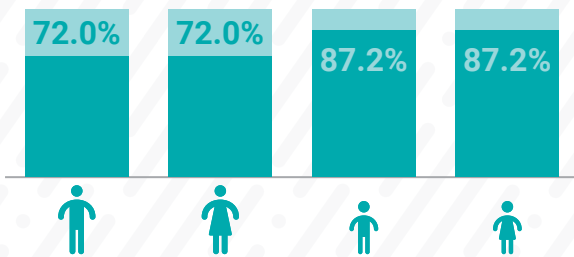
AFFECTED HOST COMMUNITIES PIN		REGIONAL	BRAZIL	CHILE	COLOMBIA	ECUADOR	PERU	CARIBBEAN	CENTRAL AMERICA & MEXICO	SOUTHERN CONE
	INTERSECTOR	53.4%	62.5%	19.1%	69.6%	63.1%	50.5%	75.2%	66.9%	41.9%
	EDUCATION	19.7%	32.6%	3.6%	55.1%	9.3%	4.2%	18.8%	8.0%	1.8%
	FOOD SECURITY	43.5%	52.0%	16.0%	48.8%	51.7%	50.5%	49.9%	21.8%	30.7%
	HEALTH	35.5%	14.2%	9.5%	68.6%	21.8%	27.2%	45.5%	13.8%	27.5%
	HUMANITARIAN TRANSPORTATION	11.8%	2.2%	6.1%	38.4%	N/A	N/A	36.9%	1.8%	N/A
	INTEGRATION	40.6%	39.8%	19.1%	67.4%	63.1%	31.0%	67.3%	7.4%	21.8%
	NUTRITION	13.6%	10.0%	12.7%	33.1%	6.7%	4.8%	10.2%	4.1%	N/A
	PROTECTION	28.7%	38.0%	17.3%	55.7%	49.8%	9.6%	70.8%	66.2%	N/A
	CHILD PROTECTION	13.6%	16.9%	6.5%	23.6%	25.1%	7.8%	17.3%	0.4%	12.6%
	GENDER-BASED VIOLENCE (GBV)	19.2%	17.1%	10.1%	42.4%	24.8%	7.7%	27.2%	8.1%	7.7%
	HUMAN TRAFFICKING & SMUGGLING	12.1%	12.4%	3.1%	12.0%	2.3%	19.9%	18.7%	0.6%	N/A
	SHELTER	30.3%	25.9%	9.5%	59.7%	14.1%	26.0%	35.9%	2.6%	4.8%
	WASH	29.6%	17.0%	6.0%	61.8%	32.2%	19.0%	28.5%	10.3%	16.3%

INTERSECTOR PIN: PREVALENCE OF NEED BY AGE AND GENDER

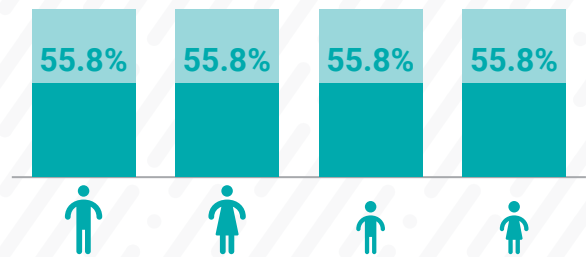
REGIONAL



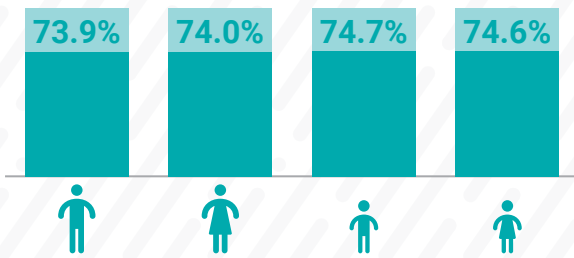
BRAZIL



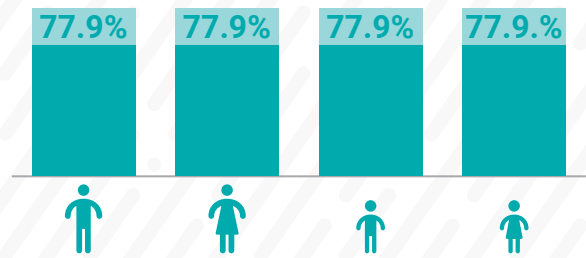
CHILE



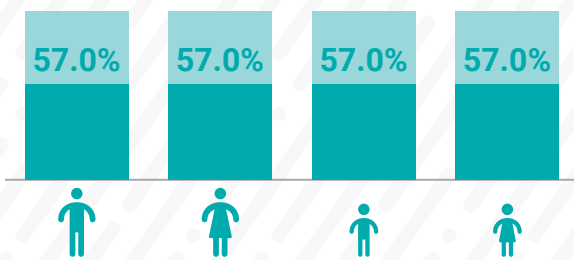
COLOMBIA



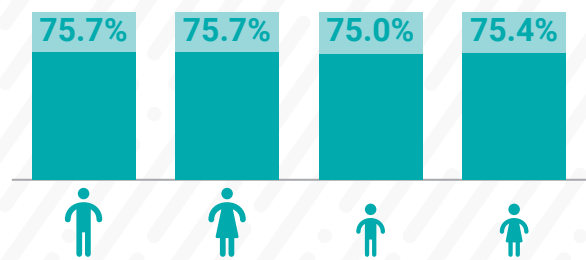
ECUADOR



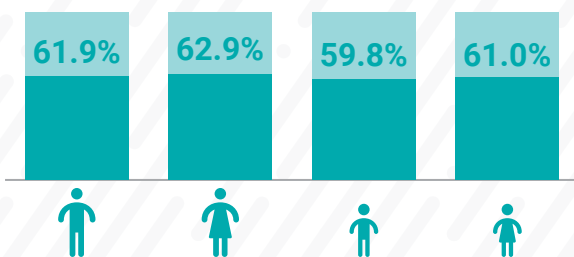
PERU



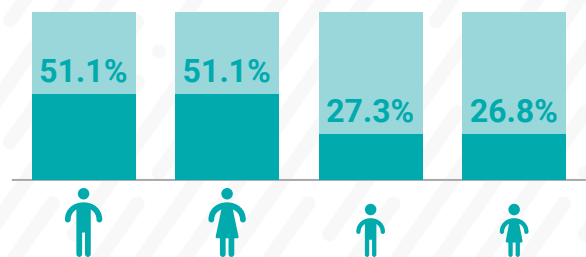
CARIBBEAN



CENTRAL AMERICA & MEXICO



SOUTHERN CONE



All percentages and absolute values used in maps, graphs and other infographics are, unless stated otherwise, based on the number of Venezuelan refugees and migrants in-destination, as reported in the August 2023 population update.

REGIONAL BACKGROUND AND CONTEXT

REGIONAL CONTEXT & IMPACT ON REFUGEES AND MIGRANTS

This second Refugee and Migrant Needs Analysis (RMNA) is issued by the Regional Inter-Agency Coordination Platform for Refugees and Migrants from Venezuela (also known as “R4V”), co-led by the Office of the United Nations High Commissioner for Refugees (UNHCR) and the International Organization for Migration (IOM), against a background of unprecedented mixed and onward movements involving refugees¹ and migrants across the continent, largely via irregular routes, challenging the capacities of host and transit countries. Among those in-destination, more than one in every three refugees and migrants is in an irregular situation, often without the civil documentation needed to obtain regular status.

The 228 partner organizations of the R4V response, among them UN organizations, national and international non-governmental organizations (NGOs), faith-based organizations, civil society actors, including the Red Cross Movement and refugee- and migrant-led organizations, and international financial institutions, in close collaboration with host governments, have compiled findings on the situation and needs of refugees and migrants from the Bolivarian Republic of Venezuela (hereinafter “Venezuela”) outside their country of origin, as well as of affected host communities in the 17 countries of the R4V response,² and of refugees and migrants of other nationalities, who engage in transit movements along Latin America’s Andean Corridor and through Central America³ in similar situations as those from Venezuela.

Of the reported 7.7 million refugees and migrants from Venezuela who find themselves outside their home country, some 6.5 million (84 per cent)⁴ are hosted in countries of Latin America and the Caribbean. This reflects a modest increase of some 500,000 refugees and migrants in the LAC region since 2022, and of 530,000 globally throughout 2023 (reflecting a decreasing positive growth of around 50 per cent in comparison to outflows of refugees and migrants in the same timeframe in 2022⁵). Their movements, in various directions (including those engaging in return movements) continue to be reflected in regular regional and national reports by the R4V Platform and its partners.

Although most refugees and migrants from Venezuela have now been outside their country of origin for numerous years, the aftermath of the COVID-19 pandemic and a global cost-of-living crisis, spurred by the impact of the war in Ukraine and difficulties regarding global supply chain issues, have contributed to an environment in which - despite the commendable/generous efforts of host countries in terms of access to territories and international protection as refugees, massive migratory regularization processes, socio-economic integration and third country solutions being implemented - refugees and migrants still find limited livelihoods and integration opportunities and are often unable to exercise their rights and access services, including food, healthcare, education, housing and protection. Onward movement trends partially linked to this lack of sustainable integration in their host countries, first observed in late 2020, have developed into unprecedentedly intense and multi-directional movement dynamics, increasingly in a northward direction, towards Central and North America.

[1] For the purpose of this document and all R4V materials, any reference to “refugees” shall be understood to include asylum-seekers.

[2] The R4V response covers the countries of Argentina, Aruba, Brazil, Bolivia, Chile, Colombia, Costa Rica, Curaçao, the Dominican Republic, Ecuador, Guyana, Mexico, Panama, Paraguay, Peru, Trinidad and Tobago and Uruguay.

[3] Other nationals in-transit are part of the R4V response in Colombia, Costa Rica, Ecuador, Panama and Peru, and, as of 2024, also in Bolivia.

[4] All figures used by R4V are shared by relevant national authorities in-charge of managing refugee and migrant statistics. <https://www.r4v.info/en/refugeeandmigrants>

[5] From January to August 2022, R4V reported an increase of the Venezuelan refugee and migrant population by 970,000 in LAC / 1.02 million globally. From January to August 2023, the outflow intensity of Venezuelan refugees and migrants approximately halved to 500,000 in LAC / 530,000 globally.

With a view to complementing the primary response efforts of host governments, R4V partners provide refugees and migrants as well as affected host communities with needed humanitarian, protection and socio-economic integration and resilience-oriented assistance. During the first half of 2023, some 1.1 million individuals benefitted from multi-sectoral assistance from R4V partners, under the biannual Regional Refugee and Migrant Response Plan 2023-2024 (RMRP), led and coordinated by the Regional, Sub-regional and National R4V Platforms, and the operational thematic response Sectors, Sub-sectors and Working Groups.

In the first half of 2023, in comparison to previous years, the 228 R4V partners have been severely impacted by grave funding shortages, resulting in a reduced reach and corresponding impact of the RMRP. Despite strong support expressed by donors at the International Solidarity Conference for Refugees and Migrants from Venezuela in March 2023,⁶ co-hosted by the European Union and the Government of Canada, and the impactful side event organized by the R4V Platform and its Regional Sectors,⁷ by late August, the RMRP is barely 12 per cent funded.⁸ This translates into painful prioritization exercises by all R4V partners, including dismantling operations across the region, resulting in partners unable to implement their planned activities to reach those in need, leaving millions of refugees and migrants without support to secure their well-being, stabilize and regularize their situations, as well as to access health, shelter, education, hygiene, transportation, employment, food and protection assistance.

Amidst global humanitarian funding shortages, steady outflows from Venezuela, and unprecedented onward movements by those who do not receive the support they need to stabilize themselves in Latin America and the Caribbean, an analysis of the needs of refugees and migrants in the region facilitates their comprehensive understanding, as well as of the consequences of not assisting them wherever they are found. Complementing the mid-term update of the RMRP

(for 2024), this RMNA draws on joint multi-stakeholder and inter-sectoral needs assessments and analysis conducted in all National/Sub-regional Platforms to provide updated and comprehensive information on the current situation and needs of all population groups under the R4V response, namely i) refugees and migrants in-destination (Venezuelan nationals); ii) refugees and migrants in-transit (Venezuelan and other nationals); iii) refugees and migrants engaging in pendular movements (along the border with Venezuela); iv) Colombian returnees; and v) affected host communities. Moreover, this RMNA also includes information on the percentage of people in-need (PiN) for each of the above population groups (where applicable) to facilitate more accurate and targeted activity planning by R4V partners.⁹

SOCIO-ECONOMIC DEVELOPMENTS

Across Latin America and the Caribbean (LAC), refugees and migrants stood alongside their host communities in rebounding from the global COVID-19 pandemic and contributing to host countries' economic recoveries. With refugees and migrants from Venezuela often arriving in their host countries with higher levels of education and being at a lower average age than most host countries' gainfully employed populations, their impact on their host countries' economies has been measurably positive, contributing to an estimated average annual GDP growth in recipient economies of up to 0.25 per cent.¹⁰ According to the International Monetary Fund (IMF), the impact of Venezuelan refugees and migrants on the GDPs of the largest host countries (Colombia, Chile, Colombia, Ecuador and Peru) ranges between +2.5 and +4 per cent since 2016, – without negatively impacting local communities' access to labour.¹¹

Throughout 2022, economies in most LAC countries benefitted from a surge in commodity prices, in particular those countries with strong agriculture and mining sectors, such as Brazil, Colombia, Guyana and Trinidad and Tobago, as well as from the strong global demand for these goods, translating into an

[6] https://civil-protection-humanitarian-aid.ec.europa.eu/where/latin-america-and-caribbean/venezuela/2023-international-conference-solidarity-venezuelan-refugees-and-migrants-and-their-host-countries_en

[7] <https://www.r4v.info/en/regional>

[8] <https://www.r4v.info/en/funding>

[9] Information on the methodology and scope of this RMNA is provided in the below section on "Data Sources and Methodology".

[10] IMF, Western Hemisphere Department, *Regional Spillovers from the Venezuela Crisis* (5 December 2022), <https://www.imf.org/en/Publications/Departmental-Papers-Policy-Papers/Issues/2022/12/01/Regional-Spillovers-from-the-Venezuelan-Crisis-Migration-Flows-and-Their-Impact-on-Latin-52572>

[11] *Ibid.*

average GDP growth in 2022 across all of LAC between 3.5 per cent and 5.8 per cent,¹² surging beyond pre-pandemic levels.

With the war in Ukraine continuing to drive a global cost-of-living crisis, evidenced by persistently high energy and food costs, as well as stubbornly high inflation rates (impacting especially the most vulnerable), national authorities have engaged in monetary policies aimed at cooling economies to stem inflation rates. While resulting interest rate hikes have impacted entrepreneurs across the region, they have partially succeeded in bringing down price increases from an average of 10 per cent¹³ across the region in 2022 (peaking at 13.4 per cent in Chile and 13.3 per cent in Colombia)¹⁴ to around 7 per cent in March 2023,¹⁵ easing further (down to an expected rate of 5 per cent) in the course of 2023¹⁶ as monetary policies taper demand – but not without creating new challenges for local, often commodity reliant, economies.¹⁷ As a result, economies in the region are expected to grow at significantly lower levels (1.2 per cent) in 2023.¹⁸ The impact of these developments, both on host communities, as well as on refugees and migrants, have been severe, as inflation has driven food prices and rents beyond the reach of many, and livelihoods opportunities are becoming scarce.

As is further elaborated in the relevant Sector and Platform chapters of this RMNA, refugees and migrants have increasingly resorted to negative coping strategies to reduce spending on otherwise unaffordable living expenses, often going without eating, going into debt or begging, postponing non-emergency healthcare, and continuously exploring options to identify a host country and community where they can integrate in dignity.

Challenges posed by political instability and economic uncertainty in many host countries have undermined efforts by refugees and migrants to stabilize their situations, with access to regular and formal employment being affected by often unattainable requirements for regularization, amidst increasing discriminatory and xenophobic tendencies becoming part of the political mainstream.

That notwithstanding, it is estimated that more than 60 per cent of refugees and migrants across the region have managed to secure regular status in their host countries¹⁹. A majority of children are integrated into schools and are able to pursue their academic paths, and ever more countries have expanded their social and health safety nets to include refugees and migrants. These developments help to promote longer-term socio-economic integration, and are important steps towards the mutually beneficial coexistence of refugees, migrants and host communities.

MOVEMENT DYNAMICS

Movement dynamics of refugees and migrants from Venezuela in Latin America and the Caribbean can broadly be characterized by three distinct, but parallel developments.

Modest arrivals from Venezuela and movements along traditional routes

Throughout the first half of 2023, the Regional Platform observed a modest increase in the rate of refugees and migrants leaving Venezuela towards Colombia (on average 32,600 entries/month) as compared to 2022 (when the average was 30,600 entries/month).²⁰ In parallel, the increasing rate of refugees and migrants

[12] Economic Commission for Latin America and the Caribbean (ECLAC) (20 April 2023), <https://www.cepal.org/en/pressreleases/economies-latin-america-and-caribbean-will-grow-12-2023-context-growing-uncertainties>

[13] This does not take into account inflation dynamics in Argentina.

[14] BBVA Research, *Latam - Overcoming the challenge of high inflation* (23 June 2023), <https://www.bbva.com/en/publicaciones/latam-overcoming-the-challenge-of-high-inflation/>

[15] IMF, *Western Hemisphere Department Press Briefing* (13 April 2023), <https://www.imf.org/en/News/Articles/2023/04/14/tr41423-april-2023-whd-press-briefing>

[16] World Bank, *LAC Regional Overview* (4 April 2023), <https://www.worldbank.org/en/region/lac/overview#1>

[17] Deloitte Insights, *Latin America Economic Outlook* (18 January 2023), <https://www2.deloitte.com/us/en/insights/economy/americas/latin-america-economic-outlook.html>

[18] Economic Commission for Latin America and the Caribbean (ECLAC) (20 April 2023), <https://www.cepal.org/en/pressreleases/economies-latin-america-and-caribbean-will-grow-12-2023-context-growing-uncertainties>

[19] This regional average is based on an aggregate of national rates of refugees and migrants holding various forms of residencies and visas, as well as those with pending asylum claims and recognized refugee status. The rates of refugees and migrants in an irregular situation vary widely across host countries: for example, according to the JNA in Ecuador, only 24% of all Venezuelans in the country have regular status, while according to the JNA in Brazil, 98% of Venezuelans are in a regular situation. In between are Peru (with 65% of Venezuelans in a regular situation, according to the 2022 ENPOVE survey); Colombia (with both the Migration Pulse survey and the JNA finding 68 per cent of Venezuelans in a regular situation) and Chile (with 41.5% of all Venezuelans surveyed by the JNA in a regular situation, which drops to just 5% of those Venezuelans surveyed who entered the country less than a year ago).

[20] R4V, *Movements Reports: First Quarter 2023*, <https://www.r4v.info/en/movements-report-q1-2023>; *Second Quarter 2023*, <https://www.r4v.info/en/movements-report-q2-2023>

from Venezuela arriving in Brazil, which was first reported in the third quarter of 2022,²¹ continued throughout the first half of 2023, reaching well-beyond pre-pandemic levels, and causing significant strains on available reception capacities of Brazil's Operation Welcome and R4V actors along the country's northern border. The only other country in the region witnessing a similar trend of growing arrivals of refugees and migrants from Venezuela (in 2023 as compared to 2022) with the intent to remain has been Uruguay. Refugees and migrants have considered both Brazil and Uruguay as countries of destination, providing above-average integration and livelihoods opportunities and generously extending their social protection regimes to refugees and migrants.

Countries along the Andean Corridor, which host the majority of refugees and migrants from Venezuela, as well as those in the Southern Cone, have observed considerable onward and transit movement dynamics. Chile, Argentina and Uruguay continue to provide hopeful prospects for refugees' and migrants' socio-economic integration, while political unrest and natural disasters in Peru and a rapidly deteriorating security situation in Ecuador have created additional uncertainty for refugees and migrants, as well as host communities. Refugees and migrants in-transit have struggled to access their intended countries of destination, as a result of visa requirements and new strict border control measures in Chile and Peru, including the deployment of military and law enforcement personnel along their common border. As a result of these challenges, refugees and migrants are turning in greater numbers to smuggling networks to avoid enhanced border control measures. That notwithstanding, arrivals of refugees and migrants to Chile have significantly dropped in 2023 in comparison to 2022.²²

Significant onward movements towards Central and North America

The first ten months of 2022 witnessed an ever-growing number of refugees and migrants, predominantly from Venezuela, engaging in northward movements towards the United States. However, with the 12 October 2022 announcement by the U.S. Government of a "New Migration Process for Venezuelans" including both an enforcement element and a 'safe pathways' element (Parole Program for Venezuelans),²³ the mixed movements between Colombia and Panama across the treacherous Darien jungle saw a dramatic reduction of Venezuelans and a relative increase of other nationalities. From over 4,000 persons per month crossing the Darien before this announcement, the number dropped to approximately 400 the following month.²⁴

Following the temporary and sharp reduction in northward movements in late 2022, and reflective of the predominant country of intended destination of those in-transit northward being the United States,²⁵ the rate of irregular arrivals of refugees and migrants via the Darien to Panama again increased in the first quarter of 2023, impacted only briefly by the expiry of the U.S. Title 42 public health order on 12 May 2023 and the corresponding introduction of new border enforcement processes.²⁶ With more than 333,700 refugees and migrants having crossed irregularly from Colombia to Panama by end-August 2023 (more than 60 per cent of them Venezuelans),²⁷ authorities and R4V response actors alike lament the historic impact of these movements – amounting to three times the number of persons having crossed the Darien in this comparable timeframe in 2022²⁸ – on host countries' capacities, while an ever-increasing proportion of those crossing the Darien arrive directly

[21] R4V, *Movements Report, Third Quarter 2022*, <https://www.r4v.info/en/document/r4v-movements-report-third-quarter-2022>

[22] *At its peak in November 2022, Chile witnessed more than 13.4K arrivals, while in May 2023, this number had fallen to 2.5K. See hereto R4V, Movements Reports: Fourth Quarter 2022*, <https://www.r4v.info/en/movements-report-q4-2022>, and *Second Quarter 2023*, <https://www.r4v.info/en/movements-report-q2-2023>

[23] <https://www.federalregister.gov/documents/2022/10/19/2022-22739/implementation-of-a-parole-process-for-venezuelans>

[24] R4V, *Movements Reports: Fourth Quarter 2022*, <https://www.r4v.info/en/movements-report-q4-2022>

[25] *According to an R4V partner's monitoring survey conducted between January to February 2023, 96 per cent of surveyed refugees and migrants (predominantly Venezuelans) intended traveling to the U.S. IOM, DTM Panama, Monitoreo de Flujo de Población Migrante, Darién* <https://dtm.iom.int/reports/panama-monitoreo-de-flujo-de-poblacion-migrante-darien-14-de-enero-2023-14-febrero-2023>

[26] <https://www.dhs.gov/news/2023/01/05/dhs-continues-prepare-end-title-42-announces-new-border-enforcement-measures-and>

[27] *According to the National Migration Service (SNM) of Panama, among the 333,704 who entered Panama via the Darien between 1 January and end-August 2023, 201,288 were refugees and migrants from Venezuela, 43,536 from Ecuador, and 35,724 from Haiti.* <https://www2.deloitte.com/us/en/insights/economy/americas/latin-america-economic-outlook.html>

[28] SNM, *Statistics on Irregular Transit through Darien, 2022-2023*. <https://www.migracion.gob.pa/inicio/estadisticas>



© ONU Mulheres - Paola Bello

from Venezuela merely transiting Colombia.²⁹ The human tragedy, including the situation and related needs of affected refugees and migrants who engage in these movements, including the situation in Mexico, is captured in the corresponding RMNA chapter on Central America and Mexico.

Incipient return movements

Amidst the various movement dynamics of refugees and migrants across the continent, the R4V Platform continues to observe some return movements of Venezuelans to their country of origin. While it is reported that the Government of Venezuela considers that some 300,000 individuals have returned since 2020,³⁰ no official figures of returns have been provided. That notwithstanding, via the so-called *Plan Vuelta a la Patria* of the Government of Venezuela,³¹ as well as through spontaneous and, at times, host-country supported initiatives, some Venezuelans have been observed engaging in return movements.³² It is understood that the majority of these spontaneous return movements are exploratory and pendular in nature, while intentions surveys of R4V partners among

returning Venezuelans (see below) have identified additional considerations for these movements, which include family reunification (often to collect family members left in Venezuela, before exiting the country again), access to civil documentation, and to review properties and goods left in Venezuela.

Return intention surveys conducted by R4V partners in Colombia, Peru and Chile among Venezuelans *in-transit* to Venezuela (i.e. among those already moving towards Venezuela) identified that between 20 to 45 per cent of those surveyed intended to remain in their country of origin, whereas among those in-transit from Brazil to Venezuela, only 10 per cent intended to remain in Venezuela permanently. While results of the surveys differ, all R4V partner surveys illustrated that less than half of Venezuelans in-transit (en route to Venezuela) intend to remain in their country of origin. On the other hand, an intentions survey by an R4V partner among Venezuelans *in-destination* in Colombia found that only 1 per cent intended to return to their country of origin, with the purpose of staying there, within the next twelve months.³³

[29] According to an R4V partner's Protection monitoring report, the rate of Venezuelans who merely transited via Colombia in order to cross the Darien rose from 31% in April to 53% in June 2023. UNHCR, Darien Border Protection Monitoring Factsheet (June 2023). <https://data.unhcr.org/en/documents/details/10132>

[30] <https://elcomercio.pe/mundo/latinoamerica/venezuela-nicolas-maduro-gobierno-dice-que-mas-de-300000-personas-han-retornado-al-pais-migracion-noticia/>

[31] On 28 August, the Government of Venezuela reportedly announced that 31,500 Venezuelans had made use of the *Plan Vuelta a la Patria*. <https://www.eluniversal.com/venezuela/162923/venezuela-ha-repatriado-a-mas-de-31500-migrantes-a-traves-del-plan-vuelta-a-la-patria>

[32] For example, in October 2022, the Panamanian National Migration Service, in coordination with the Venezuelan Embassy to Panama, assisted more than 4,000 Venezuelans with return procedures. See hereto R4V, Movements Reports: Fourth Quarter 2022, <https://www.r4v.info/en/movements-report-q4-2022>

[33] Findings discussed at the R4V Regional Planning and Scenarios Workshop, Panama (13 June 2023).

SCOPE OF ANALYSIS

Needs analyses are a key component of humanitarian and resilience-oriented programming cycles, as they foster evidence-based planning and inform response actors, host authorities and donors about the primary needs faced by the population. In the context of the R4V Response, these needs are assessed for every of the below-referenced population group, across all Platforms and response sectors. This assessment provides insights into the varied challenges faced by refugees and migrants - both in-destination and in-transit - as well as affected host communities.

As in last year's RMNA, the current analysis has been conducted based on a joint, inter-sectoral and inclusive approach, in which R4V actors (including UN agencies, INGOs, NNGOs, civil society, academia and faith-based organizations), as part of the different response sectors and working groups, at national, sub-regional and regional levels, engaged in joint needs assessments (JNA), focus group discussions (FGD) and secondary data reviews (SDR), providing their individual expertise and utilizing their outreach networks. These efforts were complemented by joint needs analysis workshops at national levels, in order to arrive at a shared, comprehensive and holistic understanding of cross-sectorial dynamics between needs and their root causes, which serve to inform a tailored and targeted response planning, as part of the RMRP 2024 Update.

Furthermore, in an era where the mobilization of financial resources for humanitarian and resilience-oriented responses has become increasingly competitive, the RMNA offers a strategic regional overview to substantiate the continued commitment to the Regional Response for Venezuelans, while enabling host authorities and R4V actors to showcase their areas of strategic impact.

DEFINITION OF POPULATION GROUPS & GEOGRAPHICAL DISAGGREGATION

Since the first RMRP was issued in late 2018, the Regional Inter-Agency Coordination Platform for Refugees and Migrants from Venezuela (R4V) has pursued the objective to comprehensively monitor and respond to the situation of refugees and migrants from Venezuela and affected host communities. In this regard, the Regional Platform has monitored different population movement dynamics that have evolved over the past

year, in multiple directions, such as outflows from Venezuela, southward and northward (including both primary and secondary/onward movements), as well as incipient return movements of Venezuelans to their country of origin. As movement flows of Venezuelan refugees and migrants increasingly mix with the movements of other nationals (especially refugees and migrants from Ecuador, Cuba, Haiti and Colombia, as well as some so-called extra-continentals, i.e. refugees and migrants from other continents) using the same routes, with similar needs and benefitting from the same response efforts, since 2023 R4V has included these other nationals in-transit as part of its response efforts in Colombia, Costa Rica, Ecuador, Panama and Peru. As of 2024, this inclusive approach to other nationalities in transit will be extended to Bolivia, which has experienced similar mixed movement dynamics. Against this background, both the RMNA and RMRP consider the following population groups:

Refugees and Migrants who are:

- **In-Destination (Venezuelans):** Individuals who have left their usual place of residence with the intention to remain in a host country.
- **In-Transit (Venezuelans):** Individuals who are transiting through a country prior to entering their intended country of destination. These may be new departures from Venezuela or persons moving from a host country to another host country (onward movements) and transiting through a country in which they receive any form of assistance. This category may also include those who are transiting from a host country to their country of origin (Venezuela), via another host country.
- **In-Transit (Other Nationalities):** individuals of any other nationality who are transiting through a country prior to entering their intended country of destination. This category is considered for those in-transit through Costa Rica, Panama, Colombia, Ecuador, Peru and as of 2024, also Bolivia.
- **Pendular (Venezuelans):** Temporary and usually repeated movements, which may represent a movement pattern, between Venezuela and a neighbouring country.

- Colombian Returnees:** Colombian individuals who were refugees or migrants in Venezuela and left Venezuela to return to their country of origin (or another country other than Venezuela).
- Affected Host Communities:** Local host country population that is affected by the arrival and presence of refugees and migrants.

POPULATION TYPES ANALYZED BY COUNTRY AND PLATFORM

PLATFORM /COUNTRY	PEOPLE IN NEED (PIN)					
	IN-DESTINATION	VENEZUELAN IN-TRANSIT	OTHERS IN-TRANSIT	AFFECTED HOST COMMUNITIES	PENDULAR	COLOMBIAN RETURNEES
BRAZIL	X	X		X		
CHILE	X			X		
COLOMBIA	X	X	X	X	X	X
ECUADOR	X	X	X	X		
PERU	X	X	X	X		
CARIBBEAN					
ARUBA	X			X		
CURAÇAO	X			X		
DOMINICAN REPUBLIC	X			X		
GUYANA	X			X		
TRINIDAD AND TOBAGO	X			X		
CENTRAL AMERICA & MEXICO					
COSTA RICA	X	X	X	X		
MEXICO	X	X		X		
PANAMA	X	X	X	X		
SOUTHERN CONE					
ARGENTINA	X			X		
BOLIVIA	X	X	X*	X		
PARAGUAY	X			X		
URUGUAY	X			X		

*As of 2024, the R4V response will include other nationals in-transit in Bolivia. Therefore, their needs are included in this overview.



Since 2021, the population figures that support the RMRP and the associated response are developed and monitored at the primary administrative level (state/province/department/region). This level of detail, as applied to the current RMNA,³⁴ ensures a response tailored to the nuances of each context, while allowing for detailed planning, avoiding response overlaps, and concentrating the response's focus and corresponding monitoring of needs.

DATA TRANSPARENCY

Data transparency efforts reflect R4V's commitment and accountability towards affected populations, host governments and the donor community, through constant and open communication of all available data. This data, based on inputs received and/or validated by host authorities (on official population statistics), R4V partners (on activities, people reached, and funds received), donors (on funds committed) and the R4V National, Sub-regional and Regional Platforms (on underlying population projections, PiNs, targets and monitoring indicators) is leveraged to inform decision-making processes, communicate accurately, implement and monitor response efforts in an efficient manner, while addressing any existing response gaps rapidly and effectively.

All data relating to the RMNA is updated and publicly available on r4v.info, as well as the Humanitarian Data Exchange (HDX) R4V web page.³⁵

DATA SOURCES AND METHODOLOGY

The methodology used for this RMNA follows the same overall steps recommended by the Joint Intersectoral Analysis Framework (JIAF).³⁶ This framework, originally designed to assist country teams in conducting intersectoral analysis when preparing Humanitarian Needs Overviews (HNOs) and subsequent Humanitarian Response Plans (HRPs), is based on five key steps for undertaking a joint multi-stakeholder analysis process: (1) plan and design a joint intersectoral analysis process; (2) collate and collect data; (3) consolidate data; (4) conduct analysis (also known as Joint Needs Analysis or JNA); and (5) validate the analysis. Additionally, when applicable, Sphere standards³⁷ were used as a baseline for some of the national platform PiN estimates, following guidance from Regional R4V Sectors.

To address information gaps in the RMNA 2023, some Platforms – namely Brazil, Chile, Colombia, and Ecuador – conducted R4V-led inter-agency surveys, either remotely (via telephone) in the case of Brazil and Ecuador, and in-person in the case of Chile and Colombia. Other Platforms, such as the Caribbean Sub-regional Platform, relied on alternative primary data collection methods, such as key informant interviews and focus group discussions (FGDs). More information on the results from these primary data collection exercises is included in the corresponding R4V Platform chapters hereunder.

[34] With the exception of the countries covered under the subregional platforms of the Caribbean and Central America and Mexico (CAM) which are only required to report the figures at country level.

[35] <https://data.humdata.org/organization/r4v>

[36] <https://reliefweb.int/report/world/04-joint-intersectoral-analysis-framework-11-humanitarian-programme-cycle-2022-may-2021>

[37] <https://handbook.spherestandards.org/>

TYPE AND NUMBER OF DATA SOURCES USED FOR THE PEOPLE IN-NEED (PiN) CALCULATIONS



*More details on the specific sources used by platform and the underlying data, can be downloaded from the R4V HDX page: <https://data.humdata.org/organization/r4v>

The data sources used to conduct needs analysis were broad, ranging from reports produced by the humanitarian sector, academia and local and international NGOs to statistics provided by authorities and national census and statistical institutes. The inclusion of refugee and migrant populations in some of the samplings done by national survey institutes, including in Peru and Colombia, was key in order for their needs to also be considered in the governments' planning processes.³⁸ Reports by academia on refugees and migrants from Venezuela in the region,

meanwhile, contribute to the overall knowledge base on the topic and are used frequently by technical state institutions to support policy, planning and operational efforts. Those reports are especially important to estimate the number of people in-need (PiN) in sectors where household or individual interviews conducted by phone or in public cannot collect sensitive information, particularly on issues related to gender-based violence (GBV), human trafficking and smuggling, and child protection.

[38] See, for example, ENPOVE 2022 in Peru <https://www.inei.gob.pe/media/MenuRecursivo/boletines/ii-enpove-cies-23-marzo-2023.pdf> and the Migration Pulse Survey in Colombia <https://www.dane.gov.co/index.php/estadisticas-por-tema/demografia-y-poblacion/encuesta-pulso-de-la-migracion-epm#:~:text=La%20Encuesta%20Pulso%20de%20la,a%20la%20poblaci%C3%B3n%20en%20general>

PEOPLE IN-NEED (PIN) CALCULATIONS

Example retrieved from the WASH JNA 2023 Guidance The severity of the conditions and need for potable water is measured using a 5-point scale in alignment with the JIAF. The severity scale is an adaptation of the recalibrated Joint Monitoring Programme (JMP) to measure the SPHERE standards. Responses must be recoded, so each household receives a score from 1 to 5 for this variable.

NOT IN-NEED

- 1 SECURELY MANAGED:**
Water comes from an improved source and is available on site at all times required
- 2 BASIC:**
The water comes from an improved water source, as long as the collection time is not more than 30 minutes for a round trip, including the queue
- 3 LIMITED:**
The water comes from an improved source for which the collection time exceeds 30 minutes for a round trip, including the queue And/or The water comes through delivery by tank car/ or purchase of bottled water/ or rainwater

IN NEED

- 4 UNIMPROVED:**
The water comes from an unimproved water source
- 5 SUPERFICIAL WATER:**
The water comes directly from rivers, lakes, ponds, etc.

This year, in an effort to harmonize the JNA indicators and questions as well as the PiN calculation methodologies used throughout the region, the Regional Sectors developed regional thematic guidance materials to provide a list of recommended indicators, survey questions and calculation methodologies by population type, all of which were shared with National Platforms for their review and optional inclusion in their JNA questionnaires and PiN calculations.

Depending on the availability of data and the capacities of each National/Sub-regional Platform, the PiN calculation exercises were carried out by each National Sector based on primary data collection exercises as well as secondary data review and analyses. Data obtained by the National Sectors is presented as simple or compound indicators, representing, at a percentage level, the needs established based on the current refugee and migrant population as well as on the affected host community in each country.

In the sectors where no regional guidance on PiN calculation methodology was yet developed, the calculation process was accompanied by country-specific analytical frameworks, established by each National/Sub-regional Platform. Nevertheless, in all cases, the PiN estimates were validated by National

Sectors or in collaboration with Regional Sectors in order to enhance regional coherence.

INTER-SECTORAL PIN

The inter-sectoral PiN corresponds to the total number of people in-need per country or region. Approximations made to calculate this inter-sectoral PiN took into account the overall population in-need in each one of the sectors, to reduce the risk of double-counting (since a person can be in need in multiple sectors). As such, the inter-sectoral PiN corresponds to the highest number of persons in-need within a specific territorial area.

It is estimated that this year the overall level of needs, from an inter-sectoral perspective, decreased to 67.8 per cent of populations in destination across all 17 countries (in comparison to last year's 73.4 per cent) as a result of people in need receiving assistance in a comprehensive manner across all sectors and through different modalities, such as multipurpose cash and voucher assistance (CVA) and in-kind assistance. Nevertheless, interannual comparisons should be taken with caution, as there are other factors that can affect changes, such as the inclusion of different indicators and calculation methodologies.

DATA LIMITATIONS

For this RMNA, all R4V Platforms collected information through a secondary data review (SDR), leveraging data provided by national statistics institutes and other official sources, as well as quantitative and qualitative data shared by R4V partners and stakeholders. In some cases, this data was not sufficiently recent or did not meet needed levels of disaggregation required to analyze the specific needs of refugees and migrants from Venezuela across each of the nine sectors and three sub-sectors, resulting in partial information gaps. Some of these gaps were sector-specific, while others related to cross-cutting themes of analysis such as gender, age and/or geographical administrative levels. Additionally, in some cases, the methodology of the studies identified through the SDR was not robust enough and/or the sample size was insufficient to draw representative conclusions regarding the needs of refugees and migrants from Venezuela.

Considering challenges related to the availability of sector-specific needs assessments in each of the 17 countries covered by the R4V response, relevant PiN calculations were developed by the relevant National/Sub-regional Platforms using a range of tools, including joint (multi-sectoral) needs assessments and/or analysis workshops, complemented by SDRs, and, where available, government data.

Several Platforms encountered significant challenges collecting adequate data on all groups of refugees and migrants, bearing in mind the significant rate of irregular movements throughout the region over the past year, and that the particular situations and needs of those in irregular situations are statistically underrepresented

in most surveys, assessments and public statistics. During data collection exercises, interview durations were kept to a minimum to avoid assessment fatigue, while methods to collect data, often in public spaces or by phone, at times limited the ability to discuss sensitive topics. Additionally, not every Sector was adequately represented in all Platforms, and, at times, technical or specialized partners were absent from the response. For this reason, the use of proxy indicators from other sectors or more general socio-economic indicators were applied.

The lack of breakdown by nationality, limiting comparisons between Venezuelan nationals and people of other nationalities, in reports and analyses produced by institutions external to the R4V also limited the use of such data, despite the quality of the sampling, geographic coverage and pertinence of those.

Regarding population movements, most of the data presented through the R4V Platform, is gathered in each country by means of border monitoring systems as well as asylum and migratory data of governments or a combination of both. Given that this data represents only a proportion of the total population in each country, it posed an additional challenge to implement a statistically representative sampling to be used as a framework for an inter-agency assessment approach.

Most of the surveys were conducted using R4V partners' databases. As such, different data protection policies needed to be considered, to avoid sensitive or other personal data being disclosed, and to avoid interviewing the same individuals.



CONDITIONS OF REFUGEES AND MIGRANTS

SUMMARY OF NEEDS

First and foremost, refugees and migrants **need a new place to call home**. The inability to continue their lives free from violence and human rights violations, to satisfy their basic needs, or to raise their children in conditions of dignity in their countries of origin is what drives them to leave and seek new destinations.³⁹

It is important to recall the **push factors which still drive new departures from Venezuela** when considering the extremes to which refugees and migrants will go to reach other territories across the region.⁴⁰ Were home a more welcoming place, the challenges and risks that await them elsewhere would not appear a better option in comparison.⁴¹ This equally applies to **onward movements**: if refugees and migrants were able to integrate themselves in conditions of dignity and safety in their host countries, this would reduce the need to continue to uproot themselves and look for home a second, third or fourth time.⁴²

Yet, in 2023, five years after the launch of the first inter-agency response plan for refugees and migrants from Venezuela, many of these more than 6.5 million refugees and migrants from Venezuela in the region find themselves still – or again – looking for home. They travel farther afield to do so, reaching the northernmost and southernmost tips of the Americas, and the islands of the Caribbean, in the process.

Along the way, they encounter measures imposed by governments to discourage their entry, which given their ongoing need – not desire – to access other territories, drives the growing businesses of **smuggling and human trafficking networks**,⁴³ who reap the financial rewards of refugees' and migrants' desperation and the growing gap between what they need, and what is legally possible for them to obtain in terms of **access to territory**.

TOP SECTORAL NEEDS OF VENEZUELAN REFUGEES AND MIGRANTS IN THE REGION*



Integration, Protection and **Food Security** are identified in 15, 12, and 10 of the 17 countries as a top 3 need respectively.

*According to PiN estimates, these are the sectors with the greatest numbers of Venezuelans in need.

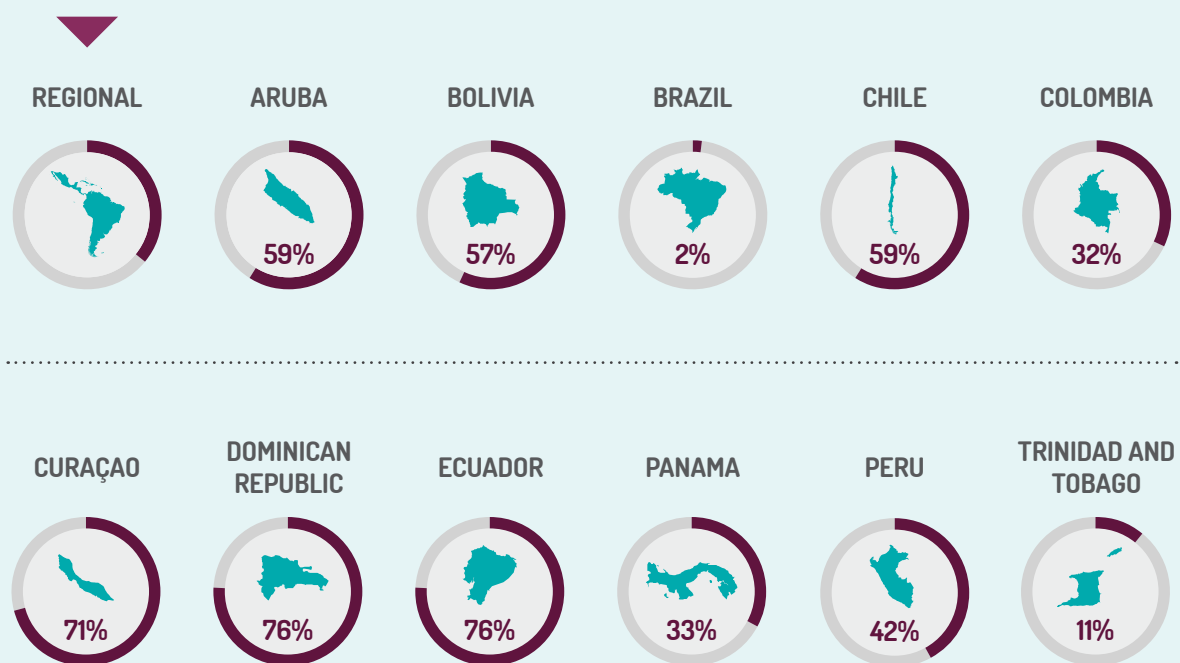
- [39] There have been over 195K exits from Venezuela to Colombia this year as of end-July 2023, and over 95K exits from Venezuela to Brazil. As of mid-2023, there are 3 entries to Brazil for every 1 exit to Venezuela, and 1.7 entries to Colombia for every 1 exit to Venezuela. R4V, Movements Report: Second Quarter 2023, <https://www.r4v.info/en/movements-report-q2-2023>
- [40] For example, 78% of Venezuelans surveyed entering Peru at Tacna from March to April 2023 said that they would not be able to sustain themselves and their family members if they had to return to their country of origin. UNHCR, Biannual Protection and Risk Analysis in Puno (January-June 2023), https://www.r4v.info/es/document/ACNUR_HIAS_Analisis_MonitoreoFrontera_Puno_ene_jun23
- [41] More than 130K Venezuelans have undertaken the perilous journey through the Darien this year as of end-July 2023, making them the top nationality in transit through Panama. SNM, Irregular Transit through the Darien by Country, 2023, <https://www.datosabiertos.gob.pa/dataset/migracion-irregulares-en-transito-por-darien-por-pais-2023>
- [42] A survey in June found that around half (47%) of Venezuelans in transit through the Darien had most recently resided in other countries like Colombia (27%), Peru (10%) and Ecuador (7%), while the other half (53%) were coming directly from Venezuela. UNHCR, Mixed Movements: Protection Monitoring Factsheet (June 2023), <https://data.unhcr.org/en/documents/details/101323>
- [43] The number of sex trafficking victims identified in Chile, for example, increased 460% from 2021 to 2022, and all the identified victims were refugees and migrants, the vast majority being Venezuelan women. Public Prosecutor's Office, Government of Chile, 2023, <http://www.fiscaliadechile.cl/Fiscalia/estadisticas/index.do>

Thus, many refugees and migrants in-transit have needs that arise from the **risks they face to their safety, dignity and rights** along the irregular routes they increasingly have to travel on, which are directly related to the barriers imposed by governments to deter their regular access. Their needs include **protection from various forms of violence (sexual, physical, financial, psychological)** which they experience at the hands of the smugglers they must pay, and the criminal groups that control these routes. They also

need **food, water and hygiene services, shelter and safe transportation**.⁴⁴

Meanwhile, in countries of destination, when refugees and migrants are asked to prioritize their own needs, they often list **food security** first, and **income/employment** second or third, reflecting that they would be able to escape dependency on humanitarian assistance (including for food) if they could find decent-paying jobs.⁴⁵ Adequate **shelter/housing** is another top-three need of refugees and migrants in destination, many of

+36% OF VENEZUELAN REFUGEES AND MIGRANTS IN-DESTINATION ARE CURRENTLY IN AN IRREGULAR SITUATION



The data shown in the above visualization is derived from JNA surveys conducted in Brazil, Chile, Colombia, and Ecuador. In the remaining countries, secondary data sources were leveraged.

The estimation of the regional average was done by weighting the irregular rates relative to the total Venezuelan population residing in each destination, as per the August 2023 R4V population update.

[44] For example, 75% of refugees and migrants surveyed while in transit through Colombia reported a need for safe transportation, with 64% traveling on foot, most for more than 8 hours / day. R4V Colombia (GIFMM), JNA for the Population in Transit and Pendular Movements, 2023. Of the 92% of travel groups in Colombia heading north via Necocli who reported having at least one urgent need, those needs were food (65%), water (56%) and shelter (31%). GIFMM Colombia: Characterization of Mixed Movements towards Central and North America (February 2023), <https://shorturl.at/yFW18>.

[45] For example, in Ecuador, food security is the main need reported by the largest number of respondents surveyed through the JNA (82%) while employment/livelihoods is the third (58%) and shelter is the second (67%); in Colombia, food security is the top need of refugees and migrants surveyed in destination through the JNA (87%) while employment is second (78%) and housing is third (75%).

whom live in overcrowded conditions,⁴⁶ with inadequate infrastructure, including limited **WASH** facilities,⁴⁷ and in insecure neighborhoods,⁴⁸ where they are exposed to natural and man-made hazards.⁴⁹ They also face barriers accessing **healthcare** and **education**. Finally, with **more than one in three refugees and migrants in an irregular situation** across the region, the need for **regular status in their host countries** – including through either access to asylum and/or migratory regularization procedures – is often a cross-cutting protection need, which is required in order to have the security to rebuild their lives and integrate locally, without being exposed to the many risks that are linked to irregular status, including detention and deportation from some countries in the Caribbean.⁵⁰

GENDER, AGE AND DIVERSITY

Refugees' and migrants' gender, age, sexual orientation and gender identity, ethnicity, as well as disability and other characteristics, have been considered in an intersectoral manner throughout the needs assessment processes leading to this RMNA, resulting in insights into their specific challenges, risks and needs based on these characteristics.

According to the JNA findings, there are **ongoing gendered barriers to employment and income-generation** for women compared to men. In Brazil, refugee and migrant women's unemployment rate (54 per cent) is more than twice that of their male counterparts (24 per cent).⁵¹ In Paraguay, women are

more likely to work in the informal sector (64 per cent) than men (57 per cent).⁵² In Peru, there is a significant gender pay gap between refugee and migrant women (who earn on average 1,000 Peruvian soles / month) and men (earning 1,299 Peruvian soles / month).⁵³ Refugee and migrant women in multiple countries take on more unpaid domestic work and shoulder greater burdens of care for children in their households than do men, which limit their ability to earn income outside of the home, particularly in the absence of childcare and social support services. Women are also more likely to report experiencing **discrimination**, both on the basis of their nationality and due to their gender, resulting in reduced employment prospects and **increased protection risks**. In the Caribbean, Ecuador, Peru and elsewhere, gender and nationality discrimination result in **"hyper-sexualized" stereotypes** of Venezuelan women (including transgender women) which lead to denials of other forms of employment and push them to resort to negative coping strategies such as transactional sex, with its associated dangers to their safety and dignity.⁵⁴

Refugee and migrant women and girls as well as LGBTQI+ persons are facing alarming levels of **gender-based violence (GBV)**. In Colombia, there was an 11 per cent increase in sexual assaults and a 32 per cent increase in intimate partner violence affecting Venezuelan women in 2022.⁵⁵ A remarkable 72 per cent of Venezuelan women surveyed in Ecuador said that they had experienced some form of GBV,⁵⁶ while 54

[46] For example, in Peru, where the average Venezuelan household size is 4.4 people, more than half live in one-room apartments. INEI, ENPOVE Survey 2022 (January 2023), https://www.r4v.info/es/document/INEI_ENPOVE_2022 In Colombia, 3 out of 10 households live in overcrowded conditions, with three or more people sleeping in the same bedroom. GIFMM, JNA for the Population in Destination, 2023.

[47] For example, in Peru, 23% of Venezuelan households do not have running water or connection to a sewage system. INEI, ENPOVE Survey 2022 (January 2023), https://www.r4v.info/es/document/INEI_ENPOVE_2022

[48] Almost half of the Venezuelan households surveyed through the JNA in Ecuador had the perception that insecurity had worsened in their neighborhoods over the past year, and 64% of families said that their children were exposed to dangers of robbery, kidnapping, drugs, recruitment into gangs, and violence (physical, sexual, psychological) while going to or from school in their communities.

[49] Hazards in Peru include risks of flooding and water-borne illnesses such as dengue, which disparately impact peripheral communities, where large concentrations of refugees and migrants reside. See OCHA, Peru: Flooding Situation Report N° 4 (27 April 2023), <https://reliefweb.int/report/peru/peru-flooding-situation-report-no-04-24-april-2023>

[50] See herein regarding detention and deportation practices in Aruba, Curacao, and Trinidad and Tobago, Caribbean RMNA Chapter, 2023.

[51] R4V Brazil, JNA 2023.

[52] IOM Paraguay, DTM Round 6, Flow of Venezuelan population, Graph 15, <https://dtm.iom.int/reports/paraguay-flujo-de-migracion-venezolana-ronda-6-agosto-2022?close=true>

[53] INEI PERU, ENPOVE Survey (January 2023), https://www.r4v.info/es/document/INEI_ENPOVE_2022

[54] See Ecuador, Peru and Caribbean RMNA 2023 chapters herein.

[55] Compared to 2021, according to GBV case data from the National Institute of Legal Medicine (ICML), Violence Observatory: Preliminary figures of external injuries in Colombia 2023. <https://shorturl.at/pwxPS>.

[56] Plan Internacional, Consocio de Organizaciones Privadas de Promoción al Desarrollo de la Micro y Pequeña Empresa, y Fundación Terranueva, Estudio sobre violencia basada en género hacia las mujeres venezolanas migrantes y/o refugiadas en los países receptores de Perú y Ecuador (August 2021), https://plan-international.org/uploads/sites/56/2022/05/Estudio_VBG_Peru_-_Ecuador-1.pdf

per cent of Venezuelan women and girls in Brazil said they had experienced physical violence.⁵⁷ In Mexico, 60 per cent of Venezuelan women surveyed in destination said that they were victims of robbery, and 31 per cent were victims of extortion by police and immigration officials.⁵⁸ Refugee and migrant women are also particularly at **risk for human trafficking**, especially trafficking for the purpose of sexual exploitation: for example, all of the victims of sex trafficking identified in 2021 and 2022 in Chile were refugees and migrants, and almost all were Venezuelan women, with a dramatic 460 per cent increase in the number of cases year-over-year.⁵⁹

Pregnant and lactating women in particular have unique health, food security and nutrition needs. Despite the fact that refugee and migrant pregnant women have greater access to public **health services** than the general refugee and migrant populations in several countries (for example, the public health systems in Costa Rica, Peru and Bolivia provide care to pregnant women that others may not receive) nevertheless **maternal mortality among Venezuelan mothers has increased** in a number of countries.⁶⁰ Pregnant and lactating women continue to be at greatest risk for **malnutrition**, as are children, especially children under the age of 5. **Food insecurity** also affects more refugee and migrant households with pregnant and lactating women; women-headed households; households with children; with people with disabilities; and with members who are Afro-descendant or indigenous.⁶¹

Indigenous peoples, persons with disabilities, women and children, and Lesbian, Gay, Bisexual, Transgender, Queer, and Intersex (LGBTQI+) persons also have ongoing unmet needs related to **health** (including sexual and reproductive healthcare services, and maternal

and child health); **shelter** (with indigenous households, households with children, women-headed households, and households with pregnant and lactating women facing greater shelter insecurity and reporting higher risks of evictions)⁶² and **WASH** (including hygiene items, with women and girls of reproductive age, particularly those in transit, continuing to report widespread difficulties accessing menstrual care products).

PSEA

Given refugees' and migrants' many urgent needs as well as challenges to longer-term self-sufficiency, humanitarian organizations provide a lifeline through the assistance they provide. Precisely because of the necessity of humanitarian assistance, the conditions in which it is distributed must ensure that the power inherent in this role is not abused by those who wield it. Protection from sexual exploitation and abuse (PSEA) therefore continues to be an essential cross-cutting element that is mainstreamed across the R4V response.

The June 2023 report of the first R4V Joint Sexual Exploitation and Abuse (SEA) Risk Assessment, conducted in Colombia in 2022, identified remaining gaps in activities to prevent and respond to SEA, including a lack of clear information provided to refugees and migrants regarding the code of conduct of R4V partner organizations and acceptable (and unacceptable) behaviors of those who work for these organizations and their zero-tolerance policy towards SEA; limited information about forms of assistance and services being provided; unclear understanding of how to report an incident and/or seek support; and lack of access to electronic devices and technology (phones or internet) required to use existing reporting channels, which are primarily websites and hotlines.⁶³

[57] MOVESE, "Oportunidades e desafios à integração local de pessoas de origem venezuelana interiorizadas no Brasil durante a pandemia de Covid-19", Pesquisa projeto Moverse, 2022, <http://www.onumulheres.org.br/pesquisa-moverse/#:~:text=SOBRE%20O%20MOVESE,apoio%20do%20Governo%20de%20Luxemburgo>

[58] UNHCR Protection Monitoring, Mexico (January-June 2023).

[59] Data from the Government of Chile, Public Prosecutor's Office, <http://www.fiscalia.dechile.cl/Fiscalia/estadisticas/index.do>

[60] For example, the maternal mortality rate for Venezuelans in Colombia increased from 91.77/100K live births in 2021, to 125.3/100K live births in 2022. While in Brazil, the maternal mortality rate in 2021 in the province of Roraima (where a significant number of births are to Venezuelan mothers) was 309/100K live births, which is 191% higher than the national rate of 117/100K live births.

[61] See, e.g., data from Brazil and Colombia herein in their Food Security chapters of the RMNA.

[62] *Ibid.* For example, in Colombia, 30% of women-headed households compared to 25% of men-headed households reported being at risk of eviction in the three months prior to the JNA survey with the population in destination.

[63] R4V, Report of the International Mission to Pilot Tools for the Identification of Risks of Sexual Exploitation and Abuse <https://www.r4v.info/es/document/sistematizacion-de-la-mision-interagencial-del-piloto-de-las-herramientas-de>

An additional barrier to reporting SEA remains also the main risk factor to experiencing it, namely, refugees' and migrants' extreme dependence on the assistance received from humanitarian actors, and fear of retaliation in case of reporting an incident. Therefore, those who lack adequate income and require support to meet their basic needs, including for food, shelter and transportation, are among those most at risk of experiencing SEA.⁶⁴ Among populations of refugees and migrants, women, girls, children, LGBTQI+ persons and persons with disabilities are disproportionately exposed to SEA.⁶⁵

According to R4V partners' findings, of 1,008 refugee and migrant women surveyed in Brazil, Colombia, Costa Rica, Ecuador, Mexico and Peru (out of whom 62 per cent were refugee and migrant women from

Venezuela), 3 per cent identified that the police or military could be perpetrators of gender-based violence, 1 per cent government employees, and four participants identified humanitarian workers as potential aggressors.⁶⁶

Victims and survivors of sexual exploitation and abuse by humanitarian workers may feel unsafe and in danger of physical harm as a result, as well as face stigmatization and mental health needs.⁶⁷ Survivors of SEA face similar barriers to accessing response services as gender-based violence survivors and children in need of protection services,⁶⁸ but these are further compounded by deep mistrust in these mechanisms and the individuals who work in them, as well as fear of consequences for identifying the perpetrator.



© IRC - Camila Montañez

[64] DRC, *Una Mirada a la Crisis de Protección en América Latina*, 2023. <https://www.r4v.info/es/document/una-mirada-la-crisis-de-proteccion-en-america-latina>

[65] *Ibid.*

[66] UNHCR and HIAS, *Nuestro derecho a la seguridad* (August 2023), <https://segurasenmovilidad.org/>

[67] IOM and Queens University, *Monitoring of Gendered Threats for Migrant and Refugee Women from Venezuela*, 2023 <https://respuestavenezolanos.iom.int/en/resources/monitoring-gendered-threats-migrant-and-refugee-women-and-girls-venezuel>

[68] See herein the GBV and Child Protection Regional Subsector RMNA Chapters.

PLANNING ASSUMPTIONS & RISK ANALYSIS: 2023 AND BEYOND

RISK SEVERITY AND OUTLOOK ON THE REGIONAL SITUATION

While the economic outlook in Latin America and the Caribbean has worsened in 2023, including lower GDP,⁶⁹ consistently high rates of inflation,⁷⁰ and in some cases elevated unemployment,⁷¹ the majority of the countries in the region, apart from Colombia and Mexico, are considered to be facing a medium-to-low risk of a humanitarian crisis as a result of multiple challenges.⁷² Prior to 2018, risk levels in the region remained relatively low, but since the onset of mass outflows from Venezuela, the INFORM Risk⁷³ average across the region has increased from 3.45 to 3.79 (a 9.9 per cent increase; and a 6 per cent increase from 2022's average of 3.57).

Apart from global economic factors that have been felt severely in some countries in the LAC region, the massive movements of Venezuelan refugees and migrants (of which there are now 6.5 million in the region), as well as the increasing number of refugees and migrants of

other nationalities (both cases including those leaving their countries of origin and those engaging in onward movements) are considered principal challenges in the region. In addition, environmental impacts such as the “El Niño Costero” phenomenon, which lead to substantial flooding and the destruction of tens of thousands of homes and other essential infrastructure in northern Peru,⁷⁴ contribute to the risks the region faces. Also, violence related to criminal gang activity has increased across the region, most notably in Ecuador, where high rates of violent crime are a relatively recent trend, and contributes to mixed movements of refugees and migrants across the region.

Despite the moderate to low risk of a deterioration of the situation in most LAC countries, and a resulting humanitarian crisis, current severity levels⁷⁵ remain a concern, particularly in Colombia, which is by far the largest host country of refugees and migrants in the region, with 2.89 million refugees and migrants from Venezuela, and the only LAC country rated as “High” by the INFORM Severity Index.⁷⁶

[69] IMF, *World Economic Outlook database*; and IMF staff calculations and projections.

[70] While declining slightly from 14.05% in 2022 to 13.3% in 2023, the average inflation rate for the LAC region maintained a high rate. <https://www.statista.com/statistics/698928/inflation-rate-in-latin-america-and-the-caribbean/>

[71] In April 2023, the unemployment rate in RMRP-covered countries is 7.4%, with top five as Costa Rica (13%), Colombia (11.3%), Chile and Uruguay (8.3%), and Brazil (8.2%). <https://www.imf.org/external/datamapper/LUR@WEO/OEMDC/ADVEC/WE>

[72] Of 15 R4V countries assessed by INFORM Risk, the average for 2023 is 3.79, equivalent of the 3.79 average in 2022. Of the 15 countries, Colombia (5.40) and Mexico (5.10) remain the only R4V countries which maintain a “High” rating from INFORM Risk, followed by Peru (4.80), Ecuador (4.60), and Brazil (4.50). <https://drmkc.jrc.ec.europa.eu/inform-index/INFORM-Risk>

[73] Inter-Agency Standing Committee and the European Commission, *INFORM REPORT, 2023. Shared evidence for managing crises and disasters*, EUR 31587 EN, Publications Office of the European Union, Luxembourg, 2023, doi:10.2760/073809, JRC134138. The INFORM Risk is a composite index that simplifies multiple data sources informing about the risk of a particular country facing a humanitarian crisis or disaster. It uses 80 different indicators to measure hazards and peoples' exposure to them, vulnerability, and the resources available to help people cope. The INFORM Risk Index creates a risk profile for each country, assigning a rating between 0 and 10 for risk and all of its components, permitting for a relative comparison.

[74] See, e.g., HIAS, *Battered by Recent Floods, Peruvians Receive a Lift* (25 May 2023), <https://reliefweb.int/report/peru/battered-recent-floods-peruvians-receive-lift>

[75] The INFORM Severity Index is a composite indicator that measures the severity of humanitarian crises against a common scale. It seeks to communicate the current status of crises in a systematic, objective and understandable manner, building on an analytical framework for every crisis, covering the impact of the crisis itself, in terms of the scope and of its geographical, human and physical effects; the conditions and status of the people affected, including information about the distribution of severity (i.e. the number of people in each category of severity within a crisis); and the complexity of the crisis, in terms of factors that affect its mitigation or resolution.

[76] Among the ten assessed countries covered by the response, Colombia is rated as high severity, eight countries were rated as medium severity (Mexico, Peru, Ecuador, Brazil, Trinidad & Tobago, Chile, Panama, Costa Rica) and the Dominican Republic was considered as a low-risk category. INFORM Severity Index, updated July 2023.

ASSUMPTIONS

Considering the above risk and severity background in the region, movement patterns of refugees and migrants from Venezuela are expected to maintain similar levels in 2024. These will be affected by a host of factors, including continued and/or heightened movement restrictions and visa controls in the region, a poor regional economic outlook, rising xenophobia, and a reduced ability for Venezuelans to integrate into host countries and communities. Other relevant aspects include newly established policies and opportunities for regular pathways for refugees and migrants to move to the United States and possibly other countries,⁷⁷ and changing political administrations in the region with varying approaches to managing refugee and migrant movements, including through regularization and documentation initiatives, amongst others.

Building on this understanding, R4V conducted its third regional planning and assumptions survey⁷⁸. With 309 participants across all 17 countries covered by the R4V, approximately two thirds of responses came from NGOs and civil society organizations. These findings formed the basis of R4V's first Regional Planning and Scenarios Workshop to analyze the current context and develop a common regional planning scenario for 2024.⁷⁹

Regarding movement patterns, R4V estimates the situation in 2024 will likely remain comparable to the movements observed in the first half of 2023 (see above under Movement Dynamics), characterized by a moderate outflow of refugees and migrants from Venezuela, with an approximate increase of 10 per cent in comparison to 2023, highlighted by continued movements northward to Central and North America through Panama's Darien jungle (where record-breaking numbers of over 330,000 refugees and migrants of all nationalities, 60 per cent of whom were Venezuelan, were recorded in transit during the first eight months of 2023).⁸⁰ The challenging socio-economic situation across the region, as well as heightened xenophobia against refugees and migrants

from Venezuela, will continue to trigger onward and circular movements, as refugees and migrants search for a country and community that accepts them, offers stability, and opportunity for a life lived with dignity. While return movements, particularly those of a temporary and/or go-and-see nature, to the country of origin will continue at a low level, it is expected that outflows from Venezuela will continue to considerably outnumber returns.

Countries in the region will continue to respond to significant movements of refugees and migrants from Venezuela with a variety of – at times increasingly restrictive – policies, both with positive and negative effects on refugees and migrants from Venezuela. It is expected that visa/movement restrictions imposed by countries in the past on refugees and migrants from Venezuela will continue, coupled in some cases with increased security measures, such as militarization of borders in an attempt to contain cross-border movements. As in past years, it is expected that this situation will further contribute to refugees and migrants having to resort to irregular routes, engaging smugglers – which are often organized criminal gangs – and therefore being exposed to heightened protection risks, including human trafficking, GBV, and other forms of violence.

It is expected that asylum decisions will continue to be delayed, restricting access across the region (with the exception of Brazil), while regularization initiatives, previously established by numerous countries and having provided regular status for millions of Venezuelans across the region, will continue and in some cases be created, re-opened or expanded to facilitate access for refugees and migrants who have not yet had an opportunity to regularize their status. In addition, the opening of so-called Safe Mobility Offices by the United States Government in some countries of the region in partnership with host countries,⁸¹ while still in a preliminary phase, may have a positive impact on refugees and migrants who qualify, by providing them with a regular pathway to the United States.

[77] The U.S. Government has established "Safe Mobility Offices" in Colombia, Costa Rica, Ecuador, and Guatemala, offering legal pathway for refugees and migrants from Venezuela, as well as other countries. <https://movilidadsegura.org/en/>

[78] <https://www.r4v.info/en/keyresources2023>

[79] The R4V included experts from the Migration Policy Institute, the International Monetary Fund, and the United Nations in Venezuela in the Regional Planning and Scenarios Workshop of 13 June 2023, with the aim to share data, broaden perspectives and deepen analysis of the situation.

[80] According to the National Migration Service (SNM) in Panama, among the 333,704 people who entered Panama via the Darien between 1 January and 31 August 2023, 190,889 were refugees and migrants from Venezuela, 43,536 from Ecuador, and 35,724 from Haiti. <https://www.datosabiertos.gob.pa/dataset/migracion-irregulares-en-transito-por-darien-por-pais-2023>

[81] At the time of publication of this RMNA, these services were provided for differing population groups in Colombia, Costa Rica and Guatemala. <https://movilidadsegura.org/en/>

R4V estimates that countries in Central America will largely continue to facilitate the transit of refugees and migrants northward, with limited access to documentation and regularization programs for

these record-breaking in-transit populations, who will continue to face grave protection risks during their journeys.

MONITORING OF SITUATION & NEEDS

The R4V Platform relies on a wide range of sources to guarantee an updated overview and analysis of movements and needs of refugees and migrants across the Latin America and Caribbean region. Monitoring and reporting exercises are undertaken by various partners, either through joint inter-agency initiatives or independently through individual organizations.

To understand trends in the movement of refugees and migrants across borders, dedicated efforts are focused on monitoring movements, particularly at informal border crossings where official data is often insufficient. Complementary data on irregular arrivals and departures contributes to an overview of movement dynamics, which is necessary for anticipating and addressing needs linked to changes in population movements. Since 2019, National R4V Platforms in Colombia, Ecuador and Peru have conducted data collection exercises at various border locations, providing valuable insights into the movement trends of refugees and migrants from Venezuela. In addition to quantitative border monitoring, the R4V

response gathers qualitative data through face-to-face interviews and online voluntary user surveys. This adds valuable information to understand movement trends, such as on previous countries of residence, intended destinations and other experiences encountered during transit.

To ensure continuous and timely reporting, R4V platforms at regional, sub-regional and national levels coordinate and produce a range of reports and monitoring products. On a quarterly basis, R4V issues a regional Movements Report⁸², drawing from a combination of qualitative and quantitative data on the movements of refugees and migrants across countries in Latin America and the Caribbean. Furthermore, to provide timely updates on the conditions of refugees and migrants, as well as the response of R4V partners, various National and Sub-regional Platforms regularly produce Situation Reports. To address sudden shifts in dynamics or movements, the Regional Platform also coordinates and produces Special Situation Reports on an ad-hoc basis.



© R4V - Natalia Roldán

[82] R4V, *Movements Reports: First Quarter 2023*, <https://www.r4v.info/en/movements-report-q1-2023>; *Second Quarter 2023*, <https://www.r4v.info/en/movements-report-q2-2023>



EDUCATION

PEOPLE IN NEED (PIN)

CURRENTLY IN-DESTINATION

46.1%

3.01 M

20.4%

VENEZUELAN
IN-TRANSIT

28.6%

OTHERS
IN-TRANSIT*

41.1%

PENDULAR**

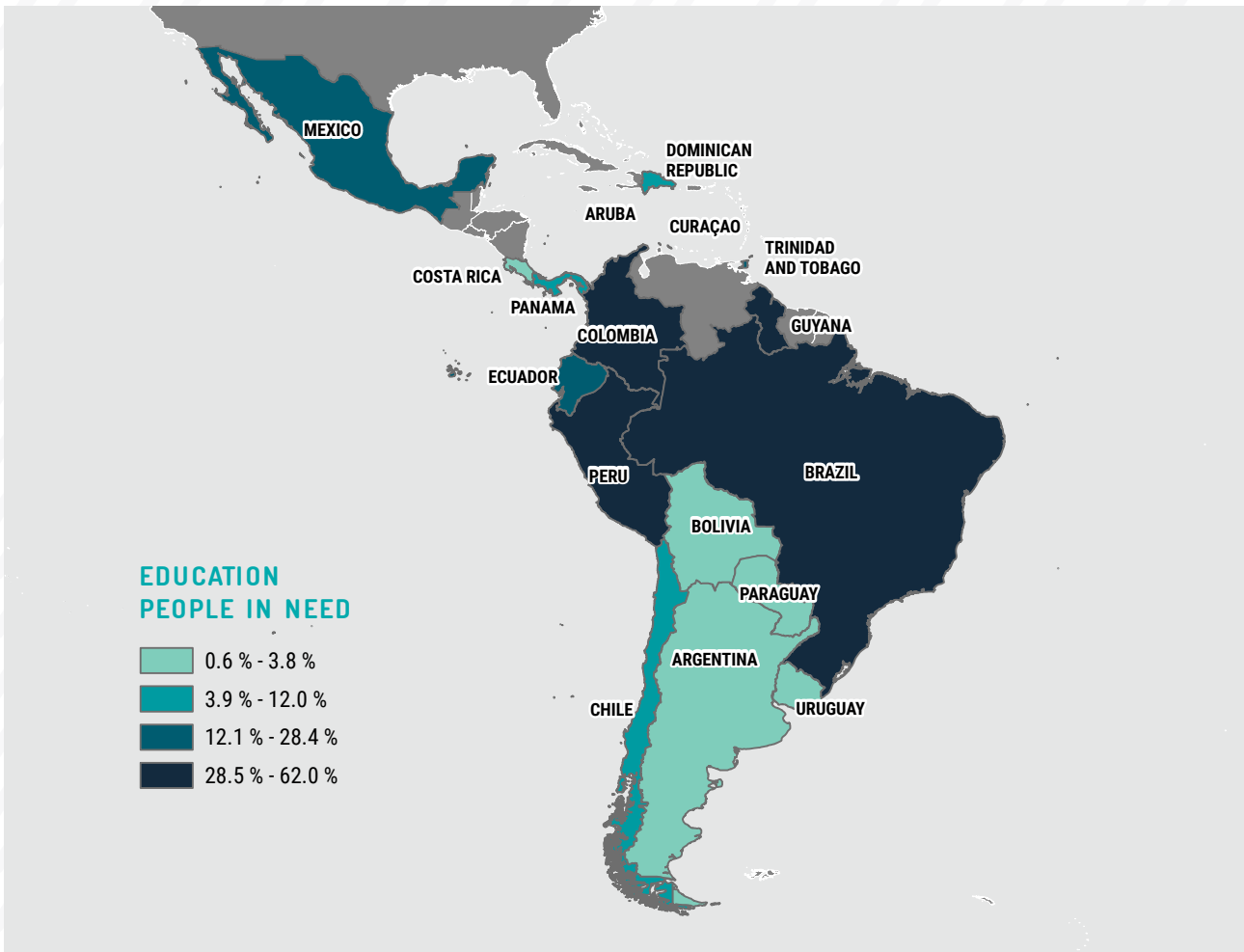
19.7%

COLOMBIAN
RETURNEES**

19.1%

AFFECTED HOST
COMMUNITIES

© Juan Carlos Gonzalez / UNHCR



POPULATION IN NEED BY AGE AND GENDER

MEN WOMEN BOYS GIRLS



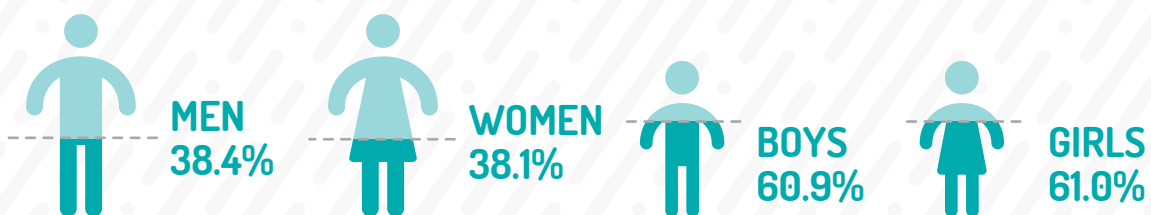
All percentages and absolute values used in maps, graphs and other infographics are, unless stated otherwise, based on the number of Venezuelan refugees and migrants in-destination, as reported in the August 2023 population update.

* "Others in-transit" include refugees and migrants of other nationalities in-transit in Bolivia, Colombia, Costa Rica, Ecuador, Panama and Peru.

** Venezuelans engaging in pendular movements and Colombian returnees only apply to Colombia.

COUNTRY	PEOPLE IN NEED (PIN)				
	CURRENTLY INN/ADESTINATION		IN TRANSIT VENEZUELANOS	OTHERS*	AFFECTED HOST COMMUNITIES
BRAZIL	32.6%	155.7 K	32.6%	N/A	32.6%
CHILE	11.7%	52.0 K	N/A	N/A	3.6%
COLOMBIA	62.0%	1.80 M	62.6%	53.5%	55.1%
ECUADOR	28.4%	135.1 K	N/A	N/A	9.3%
PERU	52.2%	804.6 K	N/A	N/A	4.2%
CARIBBEAN	14.1%	30.0 K	N/A	N/A	18.8%
ARUBA	17.0%	2.9 K	N/A	N/A	17.0%
CURAÇAO	10.0%	1.4 K	N/A	N/A	10.0%
DOMINICAN REPUBLIC	5.0%	6.2 K	N/A	N/A	5.0%
GUYANA	60.0%	13.0 K	N/A	N/A	60.0%
TRINIDAD AND TOBAGO	18.0%	6.5 K	N/A	N/A	18.0%
CENTRAL AMERICA & MEXICO	14.2%	28.4 K	13.4%	21.0%	8.0%
COSTA RICA	3.6%	1.1 K	21.0%	21.0%	5.4%
MEXICO	18.0%	20.4 K	N/A	N/A	7.9%
PANAMA	12.0%	7.0 K	21.0%	21.0%	12.0%
SOUTHERN CONE	1.7%	4.8 K	N/A	N/A	1.8%
ARGENTINA	1.7%	3.8 K	N/A	N/A	1.1%
BOLIVIA	3.8%	603	N/A	N/A	5.3%
PARAGUAY	2.6%	136	N/A	N/A	1.1%
URUGUAY	0.6%	202	N/A	N/A	3.8%

PREVALENCE OF NEED BY AGE AND GENDER



All percentages and absolute values used in maps, graphs and other infographics are, unless stated otherwise, based on the number of Venezuelan refugees and migrants in-destination, as reported in the August 2023 population update.

* "Others in-transit" include refugees and migrants of other nationalities in-transit in Bolivia, Colombia, Costa Rica, Ecuador, Panama and Peru.

EDUCATION

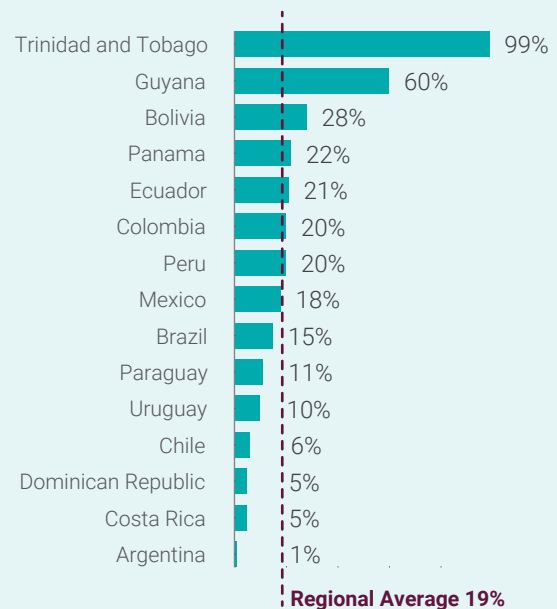
Refugee and migrant children face multiple challenges in exercising their right to education. These challenges stem from obstacles that prevent access to and permanence in education institutions in their host countries.

According to results from JNAs undertaken across the region, a widespread lack of documentation and pervasive levels of refugees and migrants in irregular situations undermines the enrolment of refugee and migrant children in schools. In Chile, 9 per cent of refugees and migrants attributed the lack of documentation as a reason for limited enrolment,⁸³ while 15 per cent of refugees and migrants in Ecuador had difficulties obtaining the necessary documentation for enrolment.⁸⁴ Meanwhile, in Aruba and Curacao, children in an irregular situation do not receive diplomas upon graduation, which limits their ability to certify their academic achievements to facilitate tertiary education or employment. In Trinidad and Tobago, legal status and documentation requirements effectively prevented almost all Venezuelan refugee and migrant children (an estimated 5,000 in the country) from enrolling in and attending public schools to-date.⁸⁵

Another important need affecting school attendance is families' lack of economic means to cover costs for enrolment and essential supplies, such as school materials, transportation, and uniforms. In Costa Rica, 4.6 per cent of refugee and migrant children from Venezuela surveyed are not enrolled in schools, with households' inability to afford school supplies and uniforms mentioned as one of the main barriers.⁸⁶ Similarly, in Ecuador, financial obstacles to cover expenses such as school transportation, uniforms and materials are the primary reason preventing refugees and migrants from accessing education and ensuring permanence in schools.⁸⁷ The inability to meet education-related expenses was also identified as a main impediment to enrolment and sustaining school attendance among refugees and migrants in Colombia, Chile, Mexico, Panama, Peru, and the countries in the Caribbean and the Southern Cone.

Meanwhile, densely populated urban areas are facing increased demand for enrolment slots in schools, further contributing to refugees' and migrants' access challenges, along with a widespread lack of information on how local education systems (including enrolment procedures) operate. In countries such as Brazil, Chile, Colombia, Ecuador and Peru, refugees and migrants highlight the scarcity of available enrolment slots as a main challenge for access to education. For refugees and migrants in-destination in Colombia, for example, of those Venezuelans enrolled in schools, 12 per cent reported this is due to a lack of available school slots.⁸⁸

ESTIMATES OF OUT-OF-SCHOOL VENEZUELAN CHILDREN IN-DESTINATION BY HOST COUNTRY



The data shown in the above graph is derived from JNA surveys conducted in 2023 in Brazil, Chile, Colombia and Ecuador, as well as JNA 2022 surveys in Mexico, and Southern Cone countries. In the remaining countries, secondary data sources were used.

The estimation of the regional average was done by weighting the out-of-school rate estimates relative to the total Venezuelan population residing in each listed destination, as per the August 2023 R4V population update.

[83] R4V Chile, *Joint Needs Assessment (JNA)*, 2023 (publication forthcoming).

[84] R4V Ecuador (GTRM), *Joint Needs Assessment (JNA)*, 2023 (publication forthcoming).

[85] Officials from the Government of Trinidad and Tobago announced in July 2023 that they were working on a plan to integrate refugee and migrant children into the public school system, and as of September 2023, there were some 100 slots identified for the enrollment of refugee and migrant children. See herein the RMNA Caribbean Education Sector chapter

[86] UNHCR, *High Frequency Survey, Costa Rica (May-June 2023)*.

[87] R4V Ecuador (GTRM), *JNA 2023 (publication forthcoming)*.

[88] National Department of Statistics (DANE), *Migration Pulse Survey, fifth round, February 2023 (accessed 13 July 2023)*, <https://shorturl.at/vxP45>.

Cross-cutting needs which impact refugee and migrant children's enrolment and performance in schools also include discrimination, xenophobia, violence and a lack of mitigation of learning gaps due to low levels of literacy and numeracy. Language barriers represent a significant challenge in Brazil, Aruba, Curacao, Guyana, and Trinidad and Tobago. In these contexts, teachers often lack the necessary training and skills to support second-language learners, considering that Venezuelan refugees and migrants predominantly speak Spanish or indigenous languages. In Brazil, dropout rates for indigenous adolescents (ages 15-17) were at 50 per cent, alarmingly higher than the national average of

30 per cent.⁸⁹ The absence of adaptive and inclusive teaching approaches was one reason identified for this discrepancy by R4V education partners in Brazil.

Education needs of refugee and migrant children in-transit are even greater, especially for prolonged periods in transit. Children who have been transiting through the Darien, have shown very low levels of literacy and basic knowledge and skills corresponding to their age. The lack of an informal, coordinated education offer for children in-transit is often the main barrier for children transiting through Darien and Central America.



© IOM - Eugenia Paz

[89] R4V Brazil, JNA, 2023 (publication forthcoming).



FOOD SECURITY

PEOPLE IN NEED (PIN)

CURRENTLY IN-DESTINATION

48.8% **3.18 M**

61.9%
VENEZUELAN
IN-TRANSIT

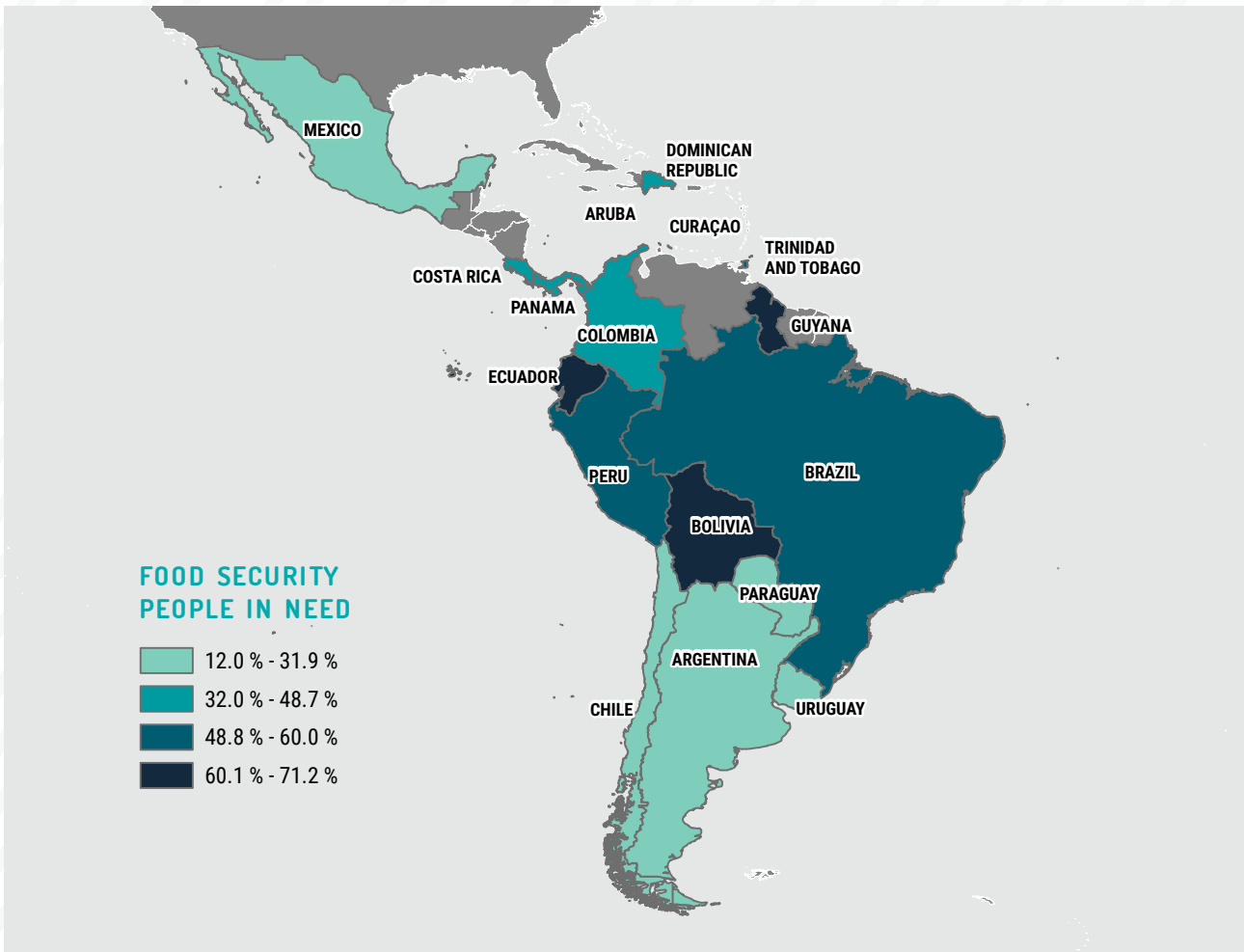
60.4%
OTHERS
IN-TRANSIT*

60.1%
PENDULAR**

49.9%
COLOMBIAN
RETURNEES**

43.5%
AFFECTED HOST
COMMUNITIES

© Miguel Rodríguez / Save the Children



POPULATION IN NEED BY AGE AND GENDER

MEN WOMEN BOYS GIRLS



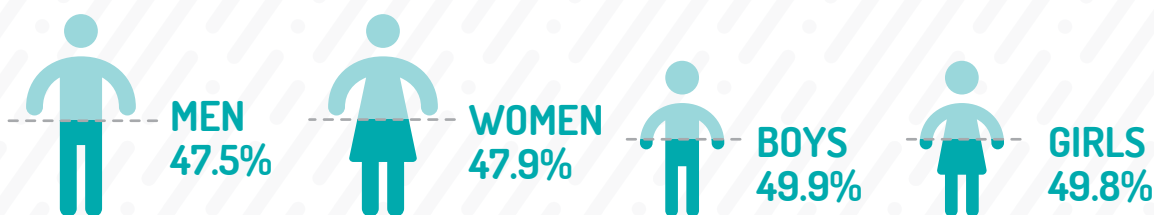
All percentages and absolute values used in maps, graphs and other infographics are, unless stated otherwise, based on the number of Venezuelan refugees and migrants in-destination, as reported in the August 2023 population update.

* "Others in-transit" include refugees and migrants of other nationalities in-transit in Bolivia, Colombia, Costa Rica, Ecuador, Panama and Peru.

** Venezuelans engaging in pendular movements and Colombian returnees only apply to Colombia.

COUNTRY	PEOPLE IN NEED (PIN)				
	CURRENTLY IN-DESTINATION		IN TRANSIT VENEZUELANOS	OTHERS*	AFFECTED HOST COMMUNITIES
BRAZIL	52.0%	248.3 K	52.0%	N/A	52.0%
CHILE	31.9%	141.6 K	N/A	N/A	16.0%
COLOMBIA	48.7%	1.41 M	83.2%	77.1%	48.8%
ECUADOR	60.3%	286.4 K	64.9%	64.9%	51.7%
PERU	57.0%	878.9 K	94.0%	94.0%	50.5%
CARIBBEAN	46.4%	98.9 K	N/A	N/A	49.9%
ARUBA	60.5%	10.3 K	N/A	N/A	60.5%
CURAÇAO	59.2%	8.3 K	N/A	N/A	59.2%
DOMINICAN REPUBLIC	35.8%	44.5 K	N/A	N/A	35.8%
GUYANA	65.0%	14.1 K	N/A	N/A	65.0%
TRINIDAD AND TOBAGO	60.0%	21.7 K	N/A	N/A	60.0%
CENTRAL AMERICA & MEXICO	25.7%	51.5 K	40.0%	50.3%	21.8%
COSTA RICA	48.0%	14.1 K	68.0%	68.0%	48.0%
MEXICO	12.0%	13.6 K	27.0%	N/A	20.5%
PANAMA	41.0%	23.8 K	28.0%	28.0%	41.0%
SOUTHERN CONE	24.2%	66.6 K	71.2%	71.2%	30.7%
ARGENTINA	21.0%	46.3 K	N/A	N/A	34.1%
BOLIVIA	71.2%	11.3 K	71.2%	71.2%	13.9%
PARAGUAY	25.9%	1.4 K	N/A	N/A	26.2%
URUGUAY	23.0%	7.6 K	N/A	N/A	23.0%

PREVALENCE OF NEED BY AGE AND GENDER



All percentages and absolute values used in maps, graphs and other infographics are, unless stated otherwise, based on the number of Venezuelan refugees and migrants in-destination, as reported in the August 2023 population update.

* "Others in-transit" include refugees and migrants of other nationalities in-transit in Bolivia, Colombia, Costa Rica, Ecuador, Panama and Peru.

FOOD SECURITY

Food security remains a primary concern for refugees and migrants from Venezuela across Latin America and the Caribbean. Data collected across the 17 countries of the R4V response highlight that access to food is a top unmet need for refugees and migrants in-transit as well as those having reached their destinations. This challenge is compounded by stubbornly high core inflation rates (on average 7 per cent by March 2023), disproportionately affecting low-income households⁹⁰ and increasing food prices.

Compared to other regions globally, the cost of a nutritious diet is highest in Latin America and the Caribbean, leaving millions unable to afford adequate and nutritious meals.⁹¹ Ongoing socio-political instability in several countries and the potential climate impacts of El Niño conditions in 2023 are anticipated to further affect food production and regional food systems.⁹² It is in this complex context that refugees and migrants from Venezuela struggle to meet their basic food requirements.

The food security of refugees and migrants is intrinsically linked to economic opportunities, or a lack thereof. Inadequate access to income-generating activities prevents them from affording three daily meals with a minimum nutritional value to guarantee a dignified, safe, and healthy life. In Chile, 97 per cent of refugees and migrants reported a lack of economic resources as the primary reason for their reduced access to food.⁹³ Similarly, findings from Brazil highlighted that most households surveyed struggled

to obtain sufficient food each month, with 92 per cent of refugees and migrants attributing their food scarcity to a lack of financial resources,⁹⁴ while in many countries, refugees and migrants from Venezuela struggle to access government assistance programs in destination countries.⁹⁵

Due to households' economic constraints in meeting their basic needs, refugees and migrants often resort to negative coping mechanisms, such as reducing the number of daily meals, reducing food portions, buying lower quality foods, and begging. In Peru, for example, more than one third (39 per cent) of refugees and migrants in-destination reported skipping meals and over half (51 per cent) consumed a limited variety of foods.⁹⁶ Resorting to negative coping mechanisms, as well as consistently higher levels of food insecurity, are observed to a greater extent in households along all border areas and along main transit routes of refugees and migrants.⁹⁷ Food security needs are even more acute for refugees and migrants while in transit, at border shelters, and in households with pregnant and lactating women and children under the age of 5.⁹⁸ In Colombia, 49 per cent of refugees and migrants in-destination faced food insecurity,⁹⁹ while 88 per cent of travel groups in-transit and 63 per cent of refugees and migrants engaged in pendular movements consumed two meals or less per day.¹⁰⁰ Refugees and migrants in Aruba and Guyana also reported reducing their meals or eating less nutritious foods due to financial constraints¹⁰¹

[90] IFM, *Perspectivas Económicas Regionales, Hemisferio Occidental* (Abril 2023), <https://www.imf.org/en/Publications/REO/WH/Issues/2023/04/13/regional-economic-ou>

[91] FAO, IFAD, PAHO, UNICEF and WFP, *Regional Overview of Food Security and Nutrition – Latin America and the Caribbean 2022: towards improving affordability of healthy diets*, Santiago, 2023 <https://doi.org/10.4060/cc3859en>

[92] FAO, *Crop Prospects and Food Situation; Quarterly Global Report, No2* (July 2023), <https://www.fao.org/3/cc6806en/cc6806en.pdf> and FAO, <https://www.fao.org/newsroom/detail/threat-of-el-nino-looms-fao-prepares-anticipatory-actions-with-members-and-partners/en>

[93] R4V Chile, JNA, 2023.

[94] R4V Brazil, JNA, 2023.

[95] See for example corresponding findings in the Southern Cone, where refugees and migrants need to meet certain documentation requirements in order to access the Tarjeta Alimentar in Argentina, or the "Uruguay Social" food card.

[96] INEI, ENPOVE Survey 2022 (January 2023), https://www.r4v.info/es/document/INEI_ENPOVE_2022 Women are disproportionately impacted by food insecurity and dependent on coping mechanisms. *Action Against Hunger, Latin America Women in the Fight Against Hunger, Newsletter* (June 2023); pages 28.29.

[97] WFP, *Food security assessment: Migrants and host communities, Colombia* (May 2023), <https://reliefweb.int/report/colombia/food-security-assessment-migrants-and-host-communities-colombia-may-2023>

[98] *Ibid.*

[99] R4V Colombia (GIFMM), JNA for the Population in Destination, 2023.

[100] R4V Colombia (GIFMM), JNA for Populations in Transit and Pendular Movements, 2023.

[101] Aruba Participatory Assessment 2022. R4V National Platform Aruba. CARICOM, CDEMA, WFP and FAO, *Caribbean Food Security and Livelihoods Survey* (May 2023), <https://www.wfp.org/publications/caribbean-food-security-livelihoods-survey-may-2023>.



HEALTH

PEOPLE IN NEED (PIN)

CURRENTLY IN-DESTINATION

54.3%

3.54 M

41.9%
VENEZUELAN
IN-TRANSIT

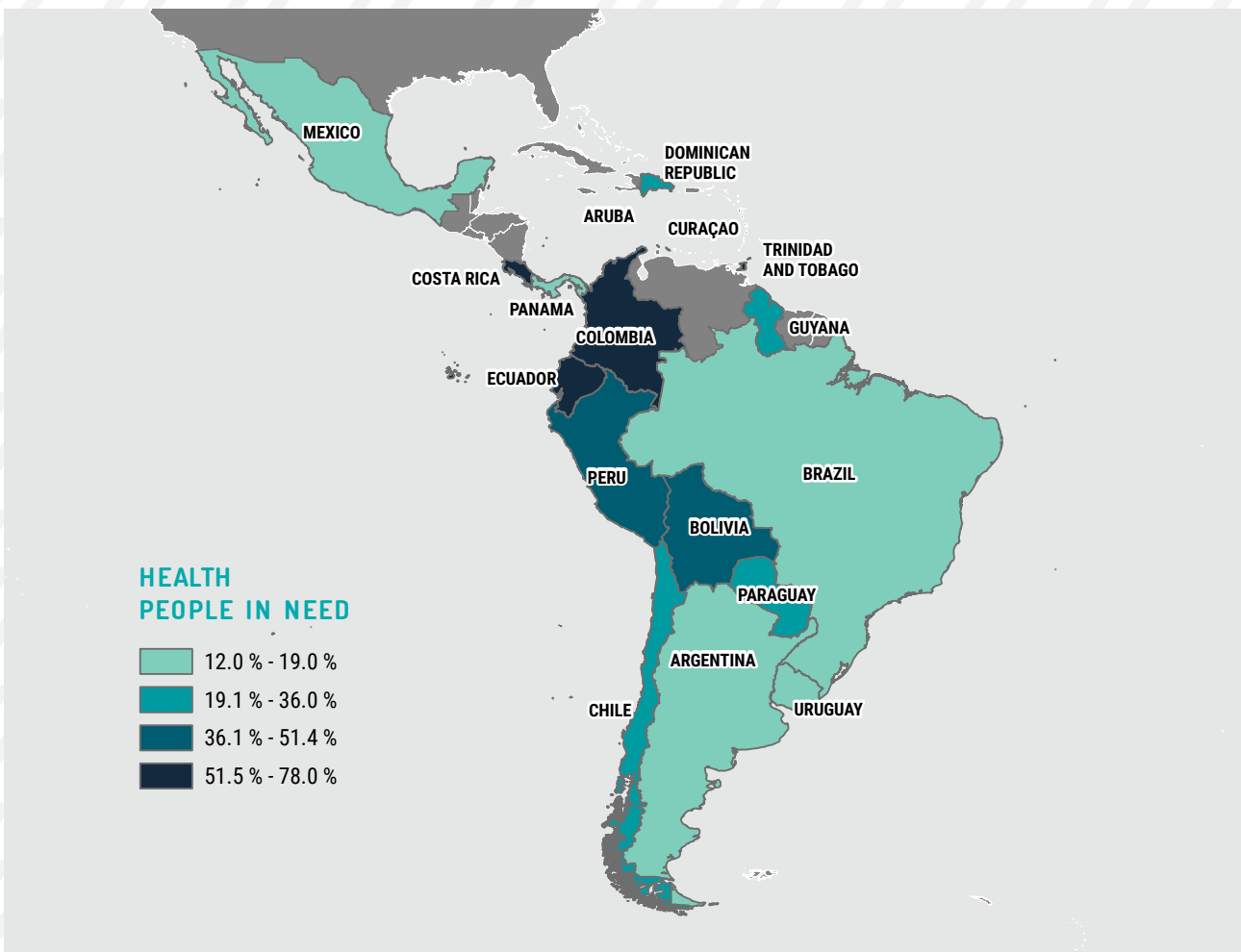
47.0%
OTHERS
IN-TRANSIT*

54.8%
PENDULAR**

52.0%
COLOMBIAN
RETURNEES**

35.5%
AFFECTED HOST
COMMUNITIES

© Gema Cortes / IOM



POPULATION IN NEED BY AGE AND GENDER

MEN WOMEN BOYS GIRLS



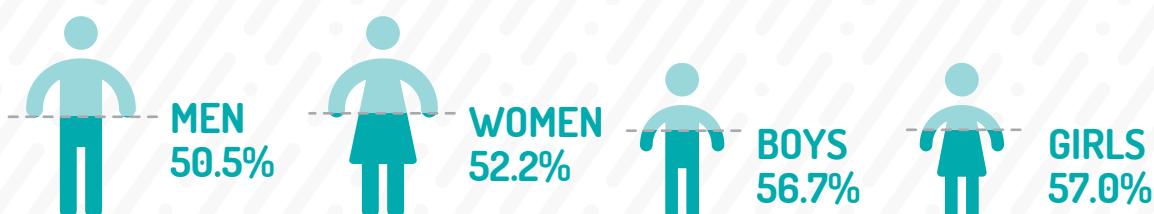
All percentages and absolute values used in maps, graphs and other infographics are, unless stated otherwise, based on the number of Venezuelan refugees and migrants in-destination, as reported in the August 2023 population update.

* "Others in-transit" include refugees and migrants of other nationalities in-transit in Bolivia, Colombia, Costa Rica, Ecuador, Panama and Peru.

** Venezuelans engaging in pendular movements and Colombian returnees only apply to Colombia.

COUNTRY	PEOPLE IN NEED (PIN)				
	CURRENTLY IN-DESTINATION		IN TRANSIT VENEZUELANOS	OTHERS*	AFFECTED HOST COMMUNITIES
BRAZIL	14.2%	67.8 K	14.2%	N/A	14.2%
CHILE	22.1%	98.4 K	N/A	N/A	9.5%
COLOMBIA	74.2%	2.15 M	77.1%	73.6%	68.6%
ECUADOR	53.9%	256.0 K	39.4%	39.4%	21.8%
PERU	51.4%	792.6 K	10.0%	29.0%	27.2%
CARIBBEAN	44.0%	93.7 K	N/A	N/A	45.5%
ARUBA	42.3%	7.2 K	N/A	N/A	42.3%
CURAÇAO	42.4%	5.9 K	N/A	N/A	42.4%
DOMINICAN REPUBLIC	36.0%	44.7 K	N/A	N/A	36.0%
GUYANA	33.3%	7.2 K	N/A	N/A	33.3%
TRINIDAD AND TOBAGO	79.0%	28.6 K	N/A	N/A	79.0%
CENTRAL AMERICA & MEXICO	22.8%	45.8 K	35.1%	35.3%	13.8%
COSTA RICA	72.0%	21.2 K	45.0%	45.0%	7.9%
MEXICO	12.0%	13.6 K	15.0%	N/A	13.7%
PANAMA	19.0%	11.1 K	48.0%	23.0%	19.0%
SOUTHERN CONE	14.8%	40.6 K	43.0%	43.0%	27.5%
ARGENTINA	12.0%	26.5 K	N/A	N/A	36.0%
BOLIVIA	43.0%	6.8 K	43.0%	43.0%	6.0%
PARAGUAY	33.0%	1.8 K	N/A	N/A	7.1%
URUGUAY	17.0%	5.6 K	N/A	N/A	1.2%

PREVALENCE OF NEED BY AGE AND GENDER



All percentages and absolute values used in maps, graphs and other infographics are, unless stated otherwise, based on the number of Venezuelan refugees and migrants in-destination, as reported in the August 2023 population update.

* "Others in-transit" include refugees and migrants of other nationalities in-transit in Bolivia, Colombia, Costa Rica, Ecuador, Panama and Peru.

HEALTH

Access to healthcare remains a top priority for refugees and migrants, whether in-transit or in-destination.¹⁰² The JNAs carried out across the countries also highlight important differences in health needs and access to healthcare according to legal status in the country, gender, age, and other diversity characteristics, including persons with disabilities, indigenous and LGBTQI+ persons.¹⁰³

As refugees and migrants undertake difficult journeys, often on foot and through challenging terrain, such as the Darien jungle between Colombia and Panama, transiting through high altitude border areas between Chile, Bolivia and Peru, or taking unsafe and overcrowded boats across the Caribbean, the perilous nature of their transits can lead to physical and mental health needs. Among refugees and migrants in-transit in Panama, 69 per cent required medical attention upon reaching the migrant reception centres in Darien,¹⁰⁴ while five per cent of those having transited the Darien report having travelled with someone with a chronic or critical medical condition.¹⁰⁵ Similarly, 72 per cent of in-transit populations in Costa Rica reported having suffered injuries during their transit, and 10 per cent highlighted needs for maternal healthcare.¹⁰⁶ In Colombia, 35 per cent of travel groups reported that they suffered from illnesses during their transit but did not seek healthcare due to access barriers.¹⁰⁷ In Chile, 12 per cent of the refugees and migrants entering the country required immediate medical assistance upon

arrival for issues such as dehydration, malnutrition, hypothermia or altitude sickness.¹⁰⁸

Meanwhile, once they are in their countries of intended destination, depending on their status and other requirements for accessing health services, refugees and migrants often face obstacles receiving healthcare. These obstacles include fear of rejection in health centers due to being in an irregular situation (reportedly experienced by 20 per cent of refugees and migrants in Chile¹⁰⁹), lack of health insurance (affecting 40 per cent of Venezuelans in Colombia¹¹⁰) and lack of valid documentation (the reason given by 53 per cent of refugees and migrants in Panama for not having health insurance¹¹¹). Furthermore, insufficient information on how to access health systems in host countries often delays refugees and migrants from seeking timely healthcare. In Ecuador, 4 per cent of surveyed households experienced delays accessing health services due to insufficient understanding of how to access care.¹¹² Other challenges identified across the region include administrative barriers to registration in health insurance systems, lack of resources to cover costs of medical services,¹¹³ transportation limitations, and linguistic and cultural disparities.

Additionally, limited access to medical assistance is often exacerbated by a lack of qualified personnel, equipment, supplies and adequate infrastructure in health facilities. This is particularly relevant in border areas. In Bolivia, the lack of water and adequate WASH facilities in healthcare centers in border areas significantly limits the ability to address health needs

[102] Healthcare was among the top five priority needs identified by refugees and migrants in Ecuador, Peru, Central America and Mexico. See herein their respective RMNA Health Sector chapters.

[103] For example, in Brazil, the most vulnerable groups, such as Afro-descendants, women heads of household, indigenous people and LGBTQI+ persons, are the most affected by limitations in access to health care. R4V Brazil, Joint Needs Assessment (JNA), 2023 (publication forthcoming).

[104] World Food Programme (WFP), Human Mobility data (internal) (December 2022).

[105] UNHCR, Darien Border Protection Monitoring Factsheet (August 2023), <https://data.unhcr.org/en/documents/download/102887>

[106] UNHCR, High Frequency Survey, Costa Rica (May-June 2023)

[107] R4V Colombia (GIFMM), Joint Needs Assessment (JNA) for the Population in Transit and Pendular Movements, 2023.

[108] IOM, Displacement Tracking Matrix (DTM) Arica, Rounds 2 to 4 (January to March 2023).

[109] According to the ENJ, 20% of households reported that they were not treated at the health centers they tried to access, citing their irregular status as the main reason. R4V Chile, Joint Needs Assessment (JNA), 2023 (publication forthcoming).

[110] The main barriers to access, according to the JNA are: difficulty in obtaining insurance (40%), economic barriers (24%), access to transportation (11%) and availability of the service (11%). R4V Colombia (GIFMM), Joint Needs Assessment (JNA) for the Population in Transit and Pendular Movements, 2023.

[111] The main reasons reported by refugees and migrants in Panama for not having health insurance were lack of regular documentation in the country (53%), lack of means of subsistence (32%) and lack of money (31%). UN-Habitat Human Mobility Profile (publication forthcoming)

[112] R4V Ecuador (GTRM), Joint Needs Assessment (JNA), 2023 (publication forthcoming)

[113] 32% in Peru, 24% in Colombia and Brazil, and 10% in Ecuador, as noted in national platform JNA exercises (publications forthcoming).

for populations in-transit.¹¹⁴ In Guyana, gaps were identified in primary, secondary, and tertiary care, as was the unavailability of medicines and supplies in remote border areas.¹¹⁵

JNA findings also highlight that refugees and migrants in-destination in host communities require access to diagnosis and treatment of noncommunicable diseases and HIV/AIDS.¹¹⁶ In Costa Rica, 72 per cent of Venezuelan refugees and migrants in destination reportedly required medical care, mainly to treat chronic diseases such as diabetes and hypertension.¹¹⁷ In Colombia, 20 per cent of refugees and migrants who had one or more chronic pathologies said that they had no access to treatment¹¹⁸, while 78 per cent of households in Ecuador that required medical care reported needing treatment for chronic illnesses,¹¹⁹ and in Peru, 28 per cent of refugees and migrants reported having a chronic disease, while 51 per cent of them had no access to treatment.¹²⁰

Additionally, child vaccination programs and vector-borne disease control efforts often do not effectively include refugee and migrant households. In Ecuador,

15 per cent of refugee and migrant children under 5 years of age have not received any vaccines included in the regular vaccination scheme.¹²¹

Priority needs were also identified in accessing specialized medical care, particularly for sexual and reproductive health (SRH), mental health and psychosocial support (MHPSS) and maternal and newborn health services. Unaddressed mental healthcare needs continue to be a concern across the region. In Chile, 32 per cent of those surveyed reported their mental health state to be bad or very bad¹²² while in Ecuador, 7 per cent of households reported being in need of mental health services.¹²³ In Peru, a lack of mental healthcare services combined with stress related to various factors, such as financial, inability to access essential services, and challenges integrating in a new community, for the refugee and migrant population has led to 66 per cent of Venezuelans reporting depression, stress and suicidal thoughts.¹²⁴

[114] See herein RMNA Health Sector chapter for the Southern Cone Sub-region, 2023.

[115] Mesas Nacionales de Consulta a Pueblos Indígenas Venezolanos 2021: Guyana | R4V." (10 March 2022), <https://www.r4v.info/es/document/mesas-nacionales-de-consulta-pueblos-indigenas-venezolanos-2021-guyana>

[116] Colombia, National Health Surveillance System - SIVIGILA. Border Bulletins N° 61 and 72. <https://shorturl.at/bSUV9> and <https://shorturl.at/psFRS>; see also USAID, Local Health System Sustainability (LHSS) (July 2022).

[117] UNHCR, High Frequency Survey, Costa Rica (May-June 2023)

[118] In Colombia, 19% of those surveyed in the JNA have one or more chronic pathologies, and of these, 20% mentioned having no access to treatment. R4V Colombia (GIFMM), Joint Needs Assessment (JNA) for the Population in Destination, 2023.

[119] 78% of the households that did need medical care reported needing treatment for chronic illnesses. R4V Ecuador (GTRM), Joint Needs Assessment (JNA), 2023.

[120] 28% of refugees and migrants from Venezuela acknowledged having a chronic disease and 51% of them do not receive treatment. Action Against Hunger, Estudio Multisectorial en personas refugiadas y migrantes de Venezuela que viven en Lima Metropolitana, Perú (June 2022), https://www.r4v.info/es/document/Accion_contra_el_Hambre_Estudio_Multisectorial_Migrantes_Refugiados_en_Lima_Abril22

[121] R4V Ecuador (GTRM), Joint Needs Assessment (JNA), 2023.

[122] In the past 30 days prior to the survey, according to refugees and migrants in destination and new arrivals to Chile. IOM Chile, Análisis Comparativo de la Matriz de Seguimiento al Desplazamiento (DTM) Colchane, Chile (June-December 2022) (July 2023), https://chile.iom.int/sites/g/files/tmzbd1906/files/documents/2023-07/informe-dtm_colchane.pdf

[123] R4V Ecuador (GTRM), Joint Needs Assessment (JNA), 2023.

[124] CAPS, Diagnosis of the mental health situation of Venezuelan refugees and migrants in Lima and Tumbes (2022), 2022.



HUMANITARIAN TRANSPORTATION

PEOPLE IN NEED (PIN)

CURRENTLY IN-DESTINATION

32.1% 2.10 M

58.8%

VENEZUELAN
IN-TRANSIT

72.3%

OTHERS
IN-TRANSIT*

0%

PENDULAR**

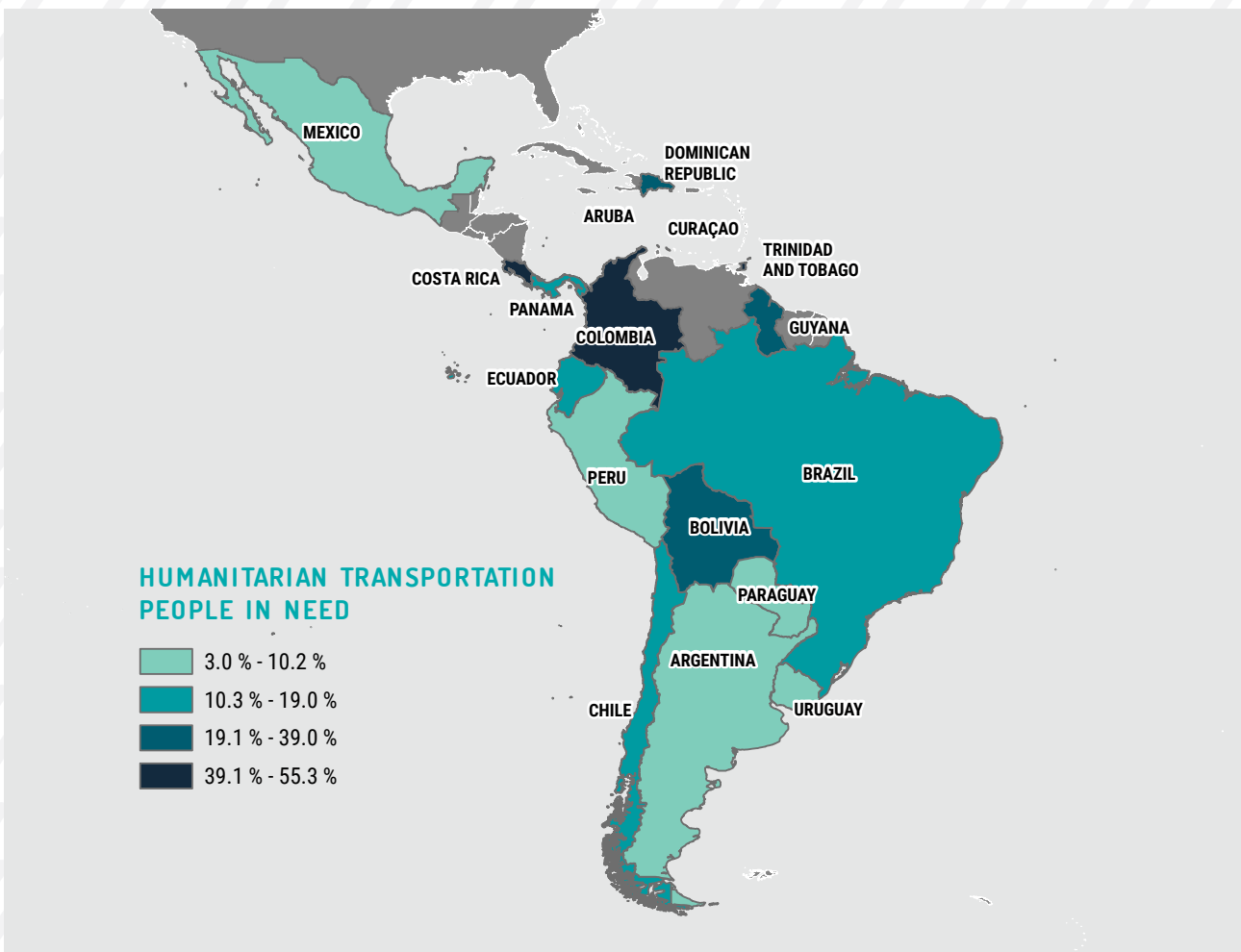
50.8%

COLOMBIAN
RETURNEES**

11.8%

AFFECTED HOST
COMMUNITIES

© Paola Bello / UN Women



POPULATION IN NEED BY AGE AND GENDER



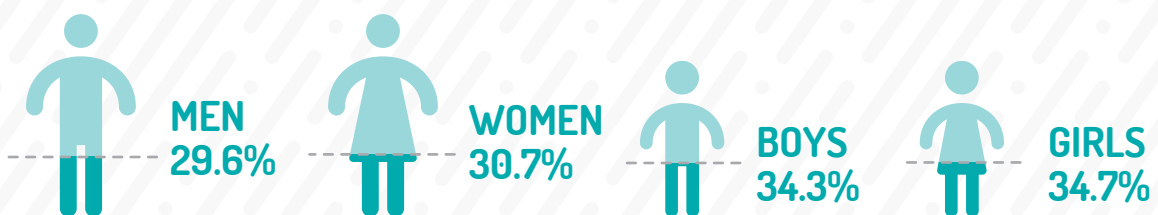
All percentages and absolute values used in maps, graphs and other infographics are, unless stated otherwise, based on the number of Venezuelan refugees and migrants in-destination, as reported in the August 2023 population update.

* "Others in-transit" include refugees and migrants of other nationalities in-transit in Bolivia, Colombia, Costa Rica, Ecuador, Panama and Peru.

** Venezuelans engaging in pendular movements and Colombian returnees only apply to Colombia.

COUNTRY	PEOPLE IN NEED (PIN)				
	CURRENTLY IN-DESTINATION		IN TRANSIT VENEZUELANOS	OTHERS*	AFFECTED HOST COMMUNITIES
BRAZIL	13.4%	64.0 K	13.4%	N/A	2.2%
CHILE	15.1%	67.0 K	N/A	N/A	6.1%
COLOMBIA	55.3%	1.60 M	84.3%	75.0%	38.4%
ECUADOR	16.6%	78.8 K	46.9%	46.9%	N/A
PERU	10.2%	158.0 K	57.0%	57.0%	N/A
CARIBBEAN	36.9%	78.7 K	N/A	N/A	36.9%
ARUBA	39.0%	6.7 K	N/A	N/A	39.0%
CURAÇAO	39.0%	5.5 K	N/A	N/A	39.0%
DOMINICAN REPUBLIC	35.8%	44.5 K	N/A	N/A	35.8%
GUYANA	33.0%	7.2 K	N/A	N/A	33.0%
TRINIDAD AND TOBAGO	41.2%	14.9 K	N/A	N/A	41.2%
CENTRAL AMERICA & MEXICO	19.1%	38.2 K	56.2%	76.2%	1.8%
COSTA RICA	54.0%	15.9 K	97.0%	97.0%	54.0%
MEXICO	10.0%	11.3 K	5.0%	N/A	N/A
PANAMA	19.0%	11.1 K	74.0%	50.0%	19.0%
SOUTHERN CONE	4.1%	11.3 K	22.0%	22.0%	N/A
ARGENTINA	3.0%	6.6 K	N/A	N/A	N/A
BOLIVIA	22.0%	3.5 K	22.0%	22.0%	N/A
PARAGUAY	3.0%	160	N/A	N/A	N/A
URUGUAY	3.0%	988	N/A	N/A	N/A

PREVALENCE OF NEED BY AGE AND GENDER



All percentages and absolute values used in maps, graphs and other infographics are, unless stated otherwise, based on the number of Venezuelan refugees and migrants in-destination, as reported in the August 2023 population update.

* "Others in-transit" include refugees and migrants of other nationalities in-transit in Bolivia, Colombia, Costa Rica, Ecuador, Panama and Peru.

HUMANITARIAN TRANSPORTATION

Changes in population movement dynamics in the region in 2023,¹²⁵ generated by new admission procedures and requirements in countries such as the United States, the militarization of the borders of Peru and Chile,¹²⁶ and increasing insecurity in some countries of the region (notably Ecuador)¹²⁷ has resulted in significantly increased onward movements of refugees and migrants, especially to the north through Central America and Mexico. In the first six months of 2023, four times as many people crossed the Darien in Panama than in the same six months of 2022.¹²⁸ Meanwhile, also during the first half of 2023, the number of refugees and migrants from Venezuela entering Brazil increased by 24 per cent compared to the same period in 2022.¹²⁹

During these journeys, refugees and migrants persistently face barriers to accessing safe and dignified transportation, and often have to enter countries

irregularly, using unofficial border points.¹³⁰ The main reasons for their lack of safe transportation are (1) limited economic resources;¹³¹ (2) inability to meet the documentation requirements of formal transportation providers, often due to their irregular situation in the country and legal limitations on movements within the country;¹³² (3) limited access to necessary information about transportation options;¹³³ and (4) discrimination and xenophobia.¹³⁴

The current situation leads many refugees and migrants in-transit to walk for weeks on end, sometimes for up to 8 to 16 hours per day,¹³⁵ or to resort to irregular transportation that does not require documentation or a regular status, exposing them to multiple protection risks such as human trafficking, GBV, xenophobic violence, robbery, and harsh climatic conditions.¹³⁶ These risks are especially concerning for women, children, people with disabilities, LGBTQI+ individuals and GBV survivors or those at risk of GBV and human trafficking.¹³⁷

[125] R4V, *Movements Report: First Quarter 2023* <https://www.r4v.info/en/movements-report-q1-2023> R4V, *Movements Report: Fourth Quarter 2022*, <https://www.r4v.info/en/movements-report-q4-2022>

[126] IOM, *DTM Peru Tacna* (April 2023), <https://dtm.iom.int/es/peru>

[127] As a result, Ecuadorians are increasingly among refugees and migrants on the move north through Panama en route to the United States, in the midst of growing violence and crime in their country. See National Migration Service (SNM), Government of Panama, *Irregular Transit Through the Darien by Country, 2023*, <https://www.datosabiertos.gob.pa/dataset/migracion-irregulares-en-transito-por-darien-por-pais-2023>.

[128] *Ibid.* Main countries of origin of refugees and migrants in transit through the Darien in 2023 so far are Venezuela, Ecuador, Haiti, China and Colombia, in that order. See SNM, *Irregular Transit Through the Darien by Country, 2022 compared to 2023*, <https://www.datosabiertos.gob.pa/dataset/migracion-irregulares-en-transito-por-darien-por-pais-2022>.

[129] During the first six months of 2023, 95.2K refugees and migrants from Venezuela entered Brazil, compared to 76.6K entries in the first half of 2022. R4V, *Movements Report: Second Quarter 2023* (August 2023), <https://www.r4v.info/en/movements-report-q2-2023>

[130] For example, in Peru, over 70% of entries by refugees and migrants in 2022 were irregular. R4V, *Movements Report: Fourth Quarter 2022*.

[131] For example, 44% of refugees and migrants surveyed in Bolivia while in transit to Chile reported having limited economic resources for reaching their final destinations. IOM, *DTM Pisiga, Round 1* (June 2023).

[132] Colombia, Peru, Guyana and Chile all have legal mobility restrictions for refugees and migrants. See Peruvian law - Superintendence of Migration, *Resolucion de Superintendencia N° 000177-2019-Migraciones* (12 June 2019), <https://www.refworld.org/es/docid/5d080de24.html> See Caribbean chapter in Guyana. See Chile Chapter - R4V Chile, *Joint Needs Assessment (JNA)*, 2023 (forthcoming). See Colombia chapter on restrictions for transportation of those in irregular situations.

[133] Upon arrival to Chile, 54% of the interviewed refugees and migrants required information about transportation. IOM, *DTM Pisiga, Round 1* (June 2023); IOM, *Análisis Comparativo de la DTM Colchane, Chile* (June-December 2022) (July 2023), https://chile.iom.int/sites/g/files/tmzbdl906/files/documents/2023-07/informe-dtm_colchane.pdf. See Peru - IOM, *Needs and legislation on transportation of refugees and migrants in Peru* (March 2023), <https://peru.iom.int/sites/g/files/tmzbdl951/files/documents/2023-07/necesidades-y-legislacion-en-torno-al-transporte.pdf>

[134] 40% of Venezuelans entering Peru reported having faced robbery, xenophobia, discrimination, unequal treatment and other incidents during their journeys, 63% of which were caused by the host community. UNHCR and HIAS, *Tumbes Border Monitoring* (January-April 2023), https://www.r4v.info/es/document/ACNUR_Monitoreo_de_Fronteras_Tumbes_abr23

[135] According to travel groups of refugees and migrants surveyed in Colombia for the JNA 2023. R4V Colombia (GIFMM), *Joint Needs Assessment (JNA) for the Population in Transit and Pendular Movements, 2023*. See also herein, the *Central America and Mexico Sub-region RMNA Humanitarian Transportation* chapter, reporting that in Mexico, 60% of refugees and migrants from Venezuela say that their main mode of transportation is by foot. IOM DTM, *Ciudad Juarez, Tijuana, Tapachula, Tenosique, Reynosa and Matamoros, Mexico* (February-June 2023), <https://mexico.iom.int/es/matriz-de-seguimiento-del-desplazamiento-dtm>

[136] UNHCR and HIAS, *Tumbes Border Monitoring* (January-April 2023), https://www.r4v.info/es/document/ACNUR_Monitoreo_de_Fronteras_Tumbes_abr23. See herein, *Southern Cone RMNA Humanitarian Transportation* chapter, noting in Bolivia the presence of organized criminal gangs dedicated to the smuggling of refugees and migrants.

[137] See herein for example the *RMNA Caribbean Humanitarian Transportation* chapter.

Refugees and migrants in-destination also have unmet needs for safe and dignified humanitarian transportation to reach essential services and goods in their places of residence¹³⁸ due to long distances between their homes and schools, health centers, and protection and integration services. For example, in Colombia, 14 per cent of the in-destination population interviewed faced barriers to access healthcare services due to insufficient resources to pay for transportation and long distances from their households to health centres,¹³⁹ while for others, the lack of means of transportation has been reported as one of the main barriers to access health, education, and protection services.¹⁴⁰ Women heads of households and pregnant and lactating women are among those most affected by a lack of access to safe daily transportation

options.¹⁴¹ Households' lack of money to pay for transportation is one of the main factors limiting access to local or urban transportation,¹⁴² preventing them from accessing job opportunities¹⁴³ or accessing government offices responsible for regularization and protection processes.¹⁴⁴ Lack of safe transportation also drives some vulnerable individuals to adopt coping mechanisms such as survival sex in exchange for transportation.¹⁴⁵

The need for safe transportation is also often linked to integration efforts and internal relocation processes, especially in countries with long or difficult distances from their borders to main cities, such as in Brazil,¹⁴⁶ Chile, Peru and Guyana.



© R4V - Valmik Mota

- [138] See herein the RMNA Ecuador Humanitarian Transportation chapter. The need for humanitarian transportation is pressing for both recently arrived refugees and migrants and those who have been in the country for over a year.
- [139] R4V Colombia (GIFMM), *Joint Needs Assessment (JNA) for the Venezuelan Population in Destination*, 2023.
- [140] R4V Brazil, *JNA*, 2023 (publication forthcoming).
- [141] R4V Chile, *JNA*, 2023 (publication forthcoming).
- [142] In Peru, recent increases in local transportation costs have particularly affected refugee and migrant households with limited budgets for these expenses. R4V Peru (GTRM), *JNA - Focus Group Discussions with Refugees and Migrants from Venezuela* (June 2023).
- [143] The JNA 2023 reveals that 2% of surveyed households intend to move to different cities within Ecuador due to economic limitations, lack of job opportunities, or safety issues. R4V Ecuador (GTRM), *Joint Needs Assessment (JNA)*, 2023
- [144] In Guyana, limited transportation resources, high costs, and mobility restrictions imposed by the immigration department, necessitating express permission from authorities to move to and within the country's regions pose challenges for Venezuelans moving from remote areas to urban centers. NTP-Migrant Workshop 2022, Guyana Grand Coast Hotel (19 April 2022).
- [145] According to a study in Brazil, some women resort to survival sex in exchange for transportation to access services for themselves and/or their children. IOM and Queens University, *Monitoring of Gendered Threats for Migrant and Refugee Women from Venezuela*, 2023 <https://respuestavenezola>
- [146] The demand to access the government's interiorization strategy increased by 25%, from 10,486 persons relocated in the first semester of 2022 to 13,168 already relocated in the first semester of 2023. Ministério de Desenvolvimento e Assistência Social, Família e Combate a Fome, <http://aplicacoes.mds.gov.br/snas/painel-interiorizacao/>



INTEGRATION

PEOPLE IN NEED (PIN)

CURRENTLY IN-DESTINATION

60.8% **3.97 M**

10.6%
VENEZUELAN
IN-TRANSIT

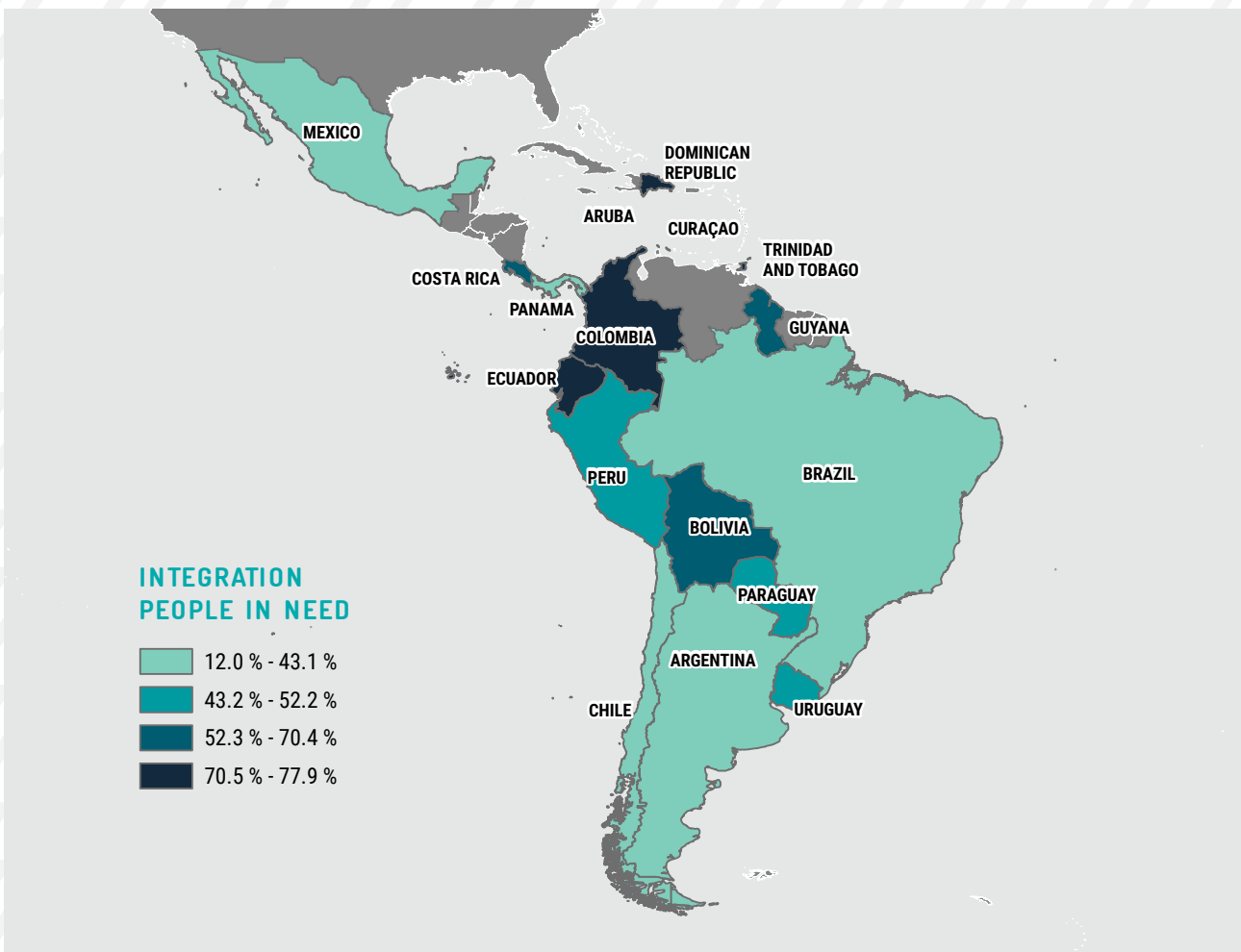
6.7%
OTHERS
IN-TRANSIT*

63.8%
PENDULAR**

52.3%
COLOMBIAN
RETURNEES**

40.6%
AFFECTED HOST
COMMUNITIES

© Paola Bello / UN Women



POPULATION IN NEED BY AGE AND GENDER

MEN WOMEN BOYS GIRLS



All percentages and absolute values used in maps, graphs and other infographics are, unless stated otherwise, based on the number of Venezuelan refugees and migrants in-destination, as reported in the August 2023 population update.

* "Others in-transit" include refugees and migrants of other nationalities in-transit in Bolivia, Colombia, Costa Rica, Ecuador, Panama and Peru.

** Venezuelans engaging in pendular movements and Colombian returnees only apply to Colombia.

COUNTRY	PEOPLE IN NEED (PIN)				
	CURRENTLY IN-DESTINATION		IN TRANSIT VENEZUELANOS	OTHERS*	AFFECTED HOST COMMUNITIES
BRAZIL	39.8%	190.0 K	39.8%	N/A	39.8%
CHILE	43.1%	191.5 K	N/A	N/A	19.1%
COLOMBIA	74.2%	2.15 M	41.2%	21.5%	67.4%
ECUADOR	77.9%	370.0 K	N/A	N/A	63.1%
PERU	48.4%	746.3 K	N/A	N/A	31.0%
CARIBBEAN	69.6%	148.3 K	N/A	N/A	67.3%
ARUBA	52.2%	8.9 K	N/A	N/A	52.2%
CURAÇAO	52.3%	7.3 K	N/A	N/A	52.3%
DOMINICAN REPUBLIC	76.0%	94.4 K	N/A	N/A	76.0%
GUYANA	53.2%	11.5 K	N/A	N/A	53.2%
TRINIDAD AND TOBAGO	72.1%	26.1 K	N/A	N/A	72.1%
CENTRAL AMERICA & MEXICO	26.4%	52.9 K	1.3%	0.4%	7.4%
COSTA RICA	52.6%	15.5 K	N/A	N/A	46.6%
MEXICO	12.0%	13.6 K	N/A	N/A	5.2%
PANAMA	41.0%	23.8 K	4.0%	1.0%	41.0%
SOUTHERN CONE	43.5%	119.5 K	N/A	N/A	21.8%
ARGENTINA	40.2%	88.7 K	N/A	N/A	17.2%
BOLIVIA	70.4%	11.2 K	N/A	N/A	86.2%
PARAGUAY	49.1%	2.6 K	N/A	N/A	63.0%
URUGUAY	51.6%	17.0 K	N/A	N/A	8.8%

PREVALENCE OF NEED BY AGE AND GENDER



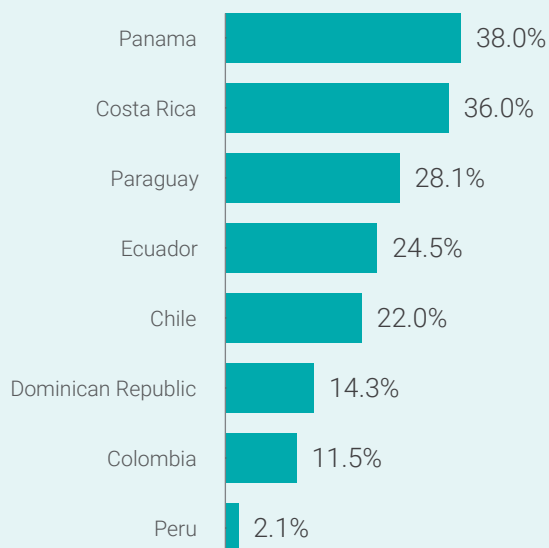
All percentages and absolute values used in maps, graphs and other infographics are, unless stated otherwise, based on the number of Venezuelan refugees and migrants in-destination, as reported in the August 2023 population update.

* "Others in-transit" include refugees and migrants of other nationalities in-transit in Bolivia, Colombia, Costa Rica, Ecuador, Panama and Peru.

INTEGRATION

Refugees and migrants from Venezuela face numerous challenges to their socio-economic integration, including limited access to formal employment, language and cultural barriers, lack of access to vocational training, job placement mechanisms, support networks, reduced schemes for the recognition of prior learnings and for the validation of diplomas, difficulties in accessing financial products, and lack of knowledge and access to social protection programs.

UNEMPLOYMENT RATE OF VENEZUELAN REFUGEES AND MIGRANTS IN-DESTINATION BY HOST COUNTRY



The data shown in the above graph is derived from JNA surveys conducted in Chile and Ecuador. In the other countries, secondary data sources such as ENPOVE (Peru), DANE-GEIH (Colombia) and IOM-DTM (Paraguay), were leveraged.

Refugees and migrants have unmet needs for access to safe and dignified income-generating opportunities, the absence of which restricts their overall integration. Throughout the region, unemployment rates for refugees and migrants surpass the national averages of their host countries, reaching up to 38 per cent.¹⁴⁷ Findings from JNAs indicate that 25 per cent of refugees and migrants are unemployed in Ecuador,¹⁴⁸ while the figure reaches 22 per cent in Chile.¹⁴⁹ Similarly, surveys in Costa Rica highlight that 47 per cent of refugee and migrant respondents¹⁵⁰ had not worked in the last month. Among those who do work, refugees and migrants are often disproportionately engaged in the informal sector, with lower incomes, poor working conditions, and a lack of labour rights protections. For instance, in Bolivia, an estimated 90 per cent of refugees and migrants are engaged in informal work,¹⁵¹ in Peru 81 per cent work informally,¹⁵² while in Colombia, 87 per cent of refugees and migrants with jobs worked in the informal sector.¹⁵³ As a result, refugees and migrants often find themselves in precarious work conditions, earning low incomes that barely cover their basic living expenses.

One of the main barriers to Venezuelans' formal employment is a lack of legal authorization to work, including due to their irregular status in their host countries and lacking civil documentation.¹⁵⁴ An additional challenge is the lack of recognition and validation of professional and academic qualifications. For refugees and migrants in an irregular situation, these validation processes are often inaccessible. Other challenges with validation or recognition processes include inadequate documentation from the country of origin, high processing fees and complex procedures, and long processing times.¹⁵⁵ As a result, a significant number of refugees and migrants continue to work within the informal sector and consequently often earn

[147] See infographic herein on unemployment rates and the respective Integration Sector chapters in the RMNA, 2023.

[148] R4V Ecuador (GTRM), Joint Needs Assessment (JNA), 2023.

[149] R4V Chile, JNA 2023

[150] UNHCR, High Frequency Survey, Costa Rica (May-June 2023).

[151] IOM, UNICEF, DTM Flow Monitoring of the Venezuelan population in Bolivia, Second Round 2023; UNHCR, Caritas Switzerland, Pastoral Caritas Bolivia, Fundación Munasim Kullakita, Fundación Scalabrini Bolivia, World Vision Bolivia, Diagnóstico participativo 2022 (November 2022), <https://www.acnur.org/media/diagnostico-participativo-bolivia-octubre-2022>

[152] INEI, ENPOVE Survey 2022 (January 2023), p. 167, https://www.r4v.info/es/document/INEI_ENPOVE_2022

[153] GIFMM, Laboral overview of refugees and migrants in Colombia, 2023. <https://shorturl.at/rsPX8>

[154] See, for example the Peru Integration Sector chapter of the RMNA herein, detailing how a lack of a *Carne de Extranjería* is linked to greater informality in work.

[155] R4V (2023) Southern Cone Integration Chapter.

lower wages, face extended working hours and other labour rights violations.¹⁵⁶

Despite some advances from 2022 to 2023 – for example, in Colombia, access to banking services was improved,¹⁵⁷ and in Uruguay, participation in the simplified tax registration procedures was expanded¹⁵⁸ – refugees and migrants still struggle to access financial services. In Chile, access to the banking financial system is restricted to those with a national ID and/or foreigners in a regular situation.¹⁵⁹

Finally, Venezuelans continue to face increasing levels of social exclusion and discrimination across the region, undermining integration efforts and impacting their well-being. In Costa Rica, 20 per cent¹⁶⁰ of surveyed refugees and migrants reported having experienced

discrimination based on their nationality in the last 12 months. Similarly, in Panama, 55 per cent of refugees and migrants from Venezuela reported instances of discrimination.¹⁶¹ This is exacerbated by often populist and xenophobic media coverage, portraying refugees and migrants as criminals, further fueling xenophobia and tensions with host communities.¹⁶² The inadequacy of social cohesion policies, the lack of multicultural awareness programs, and the ongoing politicization of human mobility all contribute to growing stigmatization of refugees and migrants, which exacerbates their marginalization.¹⁶³



© IOM - Alejandro Cartagena

[156] R4V Southern Cone Platform, *Joint Needs Analysis Workshops: Argentina, Bolivia, Paraguay and Uruguay (June-July 2023)*.

[157] Asobancaria, *Financial spending habits of Venezuelan migrants in Colombia: finance inclusion, 2023*. <https://www.asobancaria.com/2023/07/04/edicion-1383-habitos-de-consumo-financiero-de-las-personas-migrantes-venezolanas-en-colombia-una-oportunidad-de-inclusion-financiera/>

[158] See the RMNA herein, *Southern Cone Integration Chapter, 2023*.

[159] R4V Chile, *Joint Needs Assessment (JNA) Chile 2023 (publication forthcoming)*.

[160] UNHCR, *High Frequency Survey, Costa Rica, May-June 2023*.

[161] UNHCR, *Protection Monitoring/High Frequency Survey, Panama, 2022*. <https://data.unhcr.org/es/documents/details/92828>

[162] For example, in *Trinidad and Tobago*, host community members in a participatory assessment indicated that there are negative stereotypes of Venezuelan men as criminals and Venezuelan women as sex workers. RAV Caribbean, *Participatory Assessment, Trinidad and Tobago, 2022*.

[163] R4V Chile Platform, *JNA Validation Workshop Sessions, Santiago (July 2023)*.



NUTRITION

PEOPLE IN NEED (PIN)

CURRENTLY IN-DESTINATION

12.2% 798.1 K

11.4%
VENEZUELAN
IN-TRANSIT

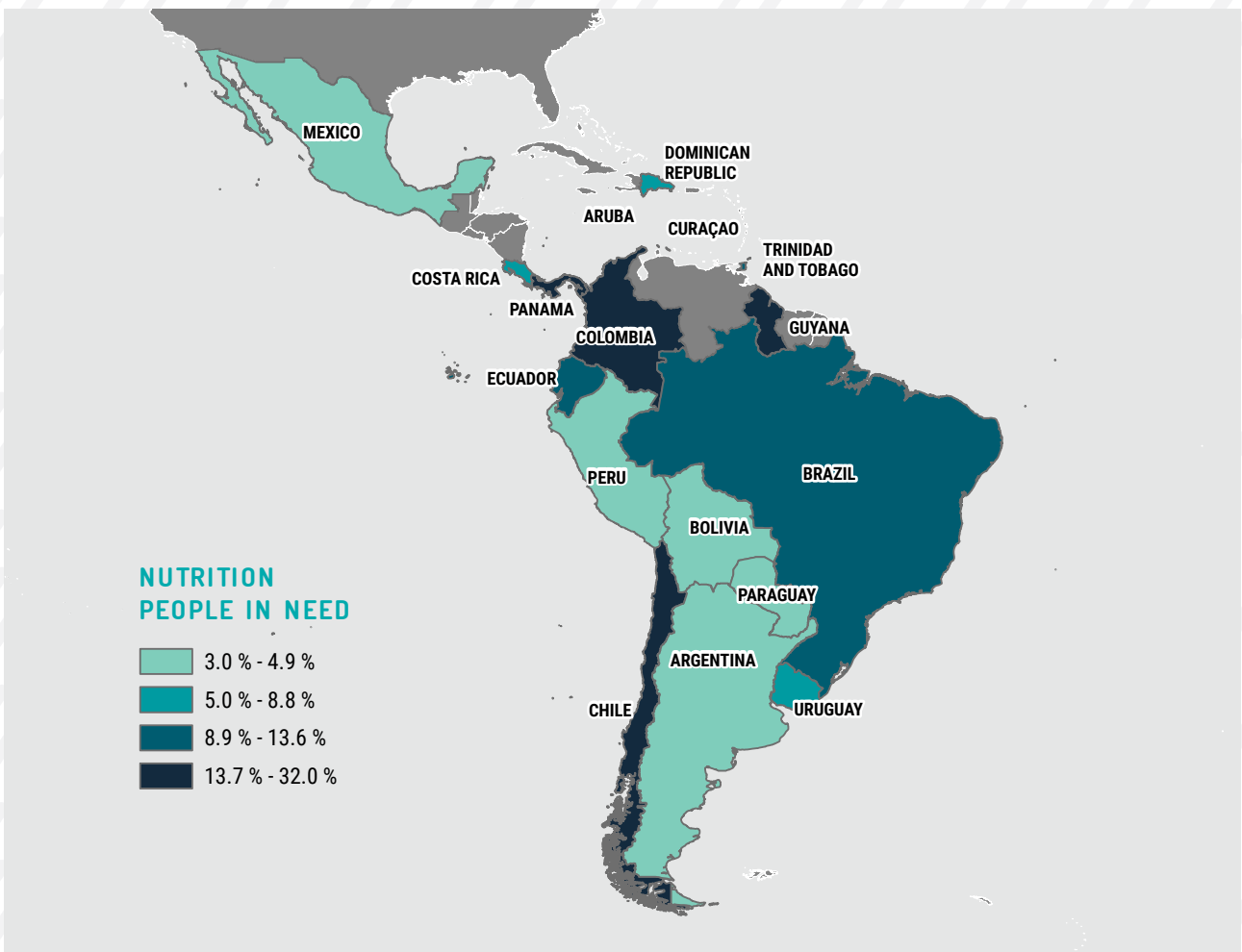
14.1%
OTHERS
IN-TRANSIT*

25.5%
PENDULAR**

11.8%
COLOMBIAN
RETURNEES**

13.6%
AFFECTED HOST
COMMUNITIES

© Pezantes / UNICEF



POPULATION IN NEED BY AGE AND GENDER



4.0%

46.1%

24.7%

25.2%

All percentages and absolute values used in maps, graphs and other infographics are, unless stated otherwise, based on the number of Venezuelan refugees and migrants in-destination, as reported in the August 2023 population update.

* "Others in-transit" include refugees and migrants of other nationalities in-transit in Bolivia, Colombia, Costa Rica, Ecuador, Panama and Peru.

** Venezuelans engaging in pendular movements and Colombian returnees only apply to Colombia.

COUNTRY	PEOPLE IN NEED (PIN)				
	CURRENTLY INN/ADESTINATION		IN TRANSIT VENEZUELANOS	OTHERS*	AFFECTED HOST COMMUNITIES
BRAZIL	10.0%	47.7 K	10.0%	N/A	10.0%
CHILE	16.9%	75.1 K	N/A	N/A	12.7%
COLOMBIA	17.4%	504.2 K	17.0%	13.9%	33.1%
ECUADOR	8.9%	42.4 K	8.0%	8.0%	6.7%
PERU	4.9%	75.0 K	4.9%	4.9%	4.8%
CARIBBEAN	9.0%	19.2 K	N/A	N/A	10.2%
ARUBA	9.2%	1.6 K	N/A	N/A	9.2%
CURAÇAO	5.2%	728	N/A	N/A	5.2%
DOMINICAN REPUBLIC	6.2%	7.7 K	N/A	N/A	6.2%
GUYANA	19.6%	4.2 K	N/A	N/A	19.6%
TRINIDAD AND TOBAGO	13.6%	4.9 K	N/A	N/A	13.6%
CENTRAL AMERICA & MEXICO	11.8%	23.7 K	12.4%	15.4%	4.1%
COSTA RICA	5.7%	1.7 K	11.7%	11.7%	7.2%
MEXICO	3.0%	3.4 K	6.0%	N/A	2.9%
PANAMA	32.0%	18.6 K	20.0%	20.0%	32.0%
SOUTHERN CONE	3.9%	10.8 K	4.7%	4.7%	N/A
ARGENTINA	3.1%	6.9 K	N/A	N/A	N/A
BOLIVIA	4.7%	752	4.7%	4.7%	N/A
PARAGUAY	3.3%	178	N/A	N/A	N/A
URUGUAY	8.8%	2.9 K	N/A	N/A	N/A

PREVALENCE OF NEED BY AGE AND GENDER



All percentages and absolute values used in maps, graphs and other infographics are, unless stated otherwise, based on the number of Venezuelan refugees and migrants in-destination, as reported in the August 2023 population update.

* "Others in-transit" include refugees and migrants of other nationalities in-transit in Bolivia, Colombia, Costa Rica, Ecuador, Panama and Peru.

NUTRITION

The nutrition situation of refugees and migrants from Venezuela remains a pressing concern, particularly for those who are more susceptible to malnutrition. Among the most vulnerable are children under five years of age (with risks increasing for those under the age of two), as well as pregnant and lactating women, who inherently face greater risks of malnutrition compared to other population groups. Limited access to safe drinking water, health services and nutritious food contribute to malnutrition among refugees and migrants both in-destination and in-transit.

In countries across the region, feeding practices for infants and young children do not meet minimum nutritional guidelines. Exclusive breastfeeding among infants under 6 months in-destination ranged from 18 per cent (Brazil), 57 per cent (Colombia) to 59 per cent (Ecuador); from 25 per cent (Bolivia) to 73.7 per cent (Colombia) among infants in transit populations; and 90 per cent (Colombia) among infants in populations engaged in pendular movements.¹⁶⁴ Regarding diets of young children (between 6 to 23 months), in Bolivia only 40.9 per cent of children this age received complementary foods at an age-appropriate frequency, while in Colombia, only 24 per cent of children in destination, 17.6 per cent of those in pendular movements and 2.6 per cent of those in transit had a Minimum Acceptable Diet (in terms of frequency and diversity).

Among children under 5 years of age, acute malnutrition and wasting – a condition that weakens immunity and increases the risk of death due to greater frequency and severity of common infections – were identified in refugee and migrant children from Venezuela in multiple countries. Bolivia, Brazil and Colombia reported data on wasting that ranged between 1.4 per cent to 20 per cent among children under age 5, with differences among populations in destination, in transit, and those engaged in pendular movements.¹⁶⁵ Additionally, in

Colombia, anemia affects 56 per cent of children under 5 years old in-transit, 56 percent in-destination, and 45 percent in pendular movements, while in Bolivia, 65.4 per cent of children under age 5 were identified with some degree of anemia.¹⁶⁶

Malnutrition was also found in pregnant women, potentially leading to maternal mortality and morbidity, premature birth, low birth weight and impaired cognitive development in newborns. In Colombia, malnutrition (underweight) was found in 27.8 per cent of assessed pregnant women engaged in pendular movements, while in Peru, between 2021 and 2022, the prevalence of anemia among pregnant women from Venezuela increased by 15 per cent.¹⁶⁷

Essential nutrition needs for refugees and migrants, particularly children under the age of 5 and pregnant and lactating women, include access to interventions for the prevention and treatment of malnutrition. Nevertheless, no access to essential nutrition services and interventions was reported among significant percentages of assessed pregnant and lactating women (23 per cent in Brazil¹⁶⁸ and 32 per cent in Colombia) and children under 5 (21 per cent in Brazil and 34 per cent in Colombia).¹⁶⁹ This is especially relevant for indigenous communities in Brazil. Young children and pregnant and lactating women whose nutrition and diets are generally limited are in dire need of regular nutrition assessments, micronutrient supplementation, education on infant and young child feeding practices (IYCF), maternal nutrition counselling, and Growth Monitoring & Promotion (GMP). This is especially relevant for indigenous communities in Brazil. Refugee and migrant children in Peru, meanwhile, were found needing broader access to the *Cuna Mas* programme, while in the Caribbean, Ecuador and Guyana, the unique nutritional needs and challenges of refugees, migrants and indigenous communities need to be better understood to inform an effective response.

[164] See the respective Nutrition Sector chapters of the RMNA herein.

[165] In Colombia, 2.8% of children under 5 in destination, between 1.4% and 5.2% of those in transit, and 5.2% of those in populations engaged in pendular movements were acutely malnourished. In Bolivia, wasting was diagnosed in 6% of evaluated children under 5 in transit, among whom 1.5% had severe wasting. In Brazil, 20% of evaluated children under 5 in shelters had wasting, among whom 4% had severe wasting.

[166] UNICEF, Irish Aid, Global Nutrition Cluster, *Diagnosis of the nutritional status of children and adolescents, pregnant and breastfeeding women in Bolivia (November-December 2022)*.

[167] WFP, Project "Asistencia inmediata de un fondo de ayuda de emergencia para los hogares venezolanos más vulnerables" Línea de salida. Data covered 8 regions, including Metropolitan Lima and Callao, as well as Tacna and Tumbes.

[168] According to the JNA in Brazil, of 59% of pregnant and lactating women who required nutrition services, 36% could not access nutrition support.

[169] In addition, in Chile, 34% of all households with children under age 5 or pregnant and lactating women had not received any type of nutrition intervention. R4V Chile, JNA 2023.



PROTECTION

PEOPLE IN NEED (PIN)

CURRENTLY IN-DESTINATION

63.8%

4.16 M

63.5%

VENEZUELAN
IN-TRANSIT

62.8%

OTHERS
IN-TRANSIT*

39.1%

PENDULAR**

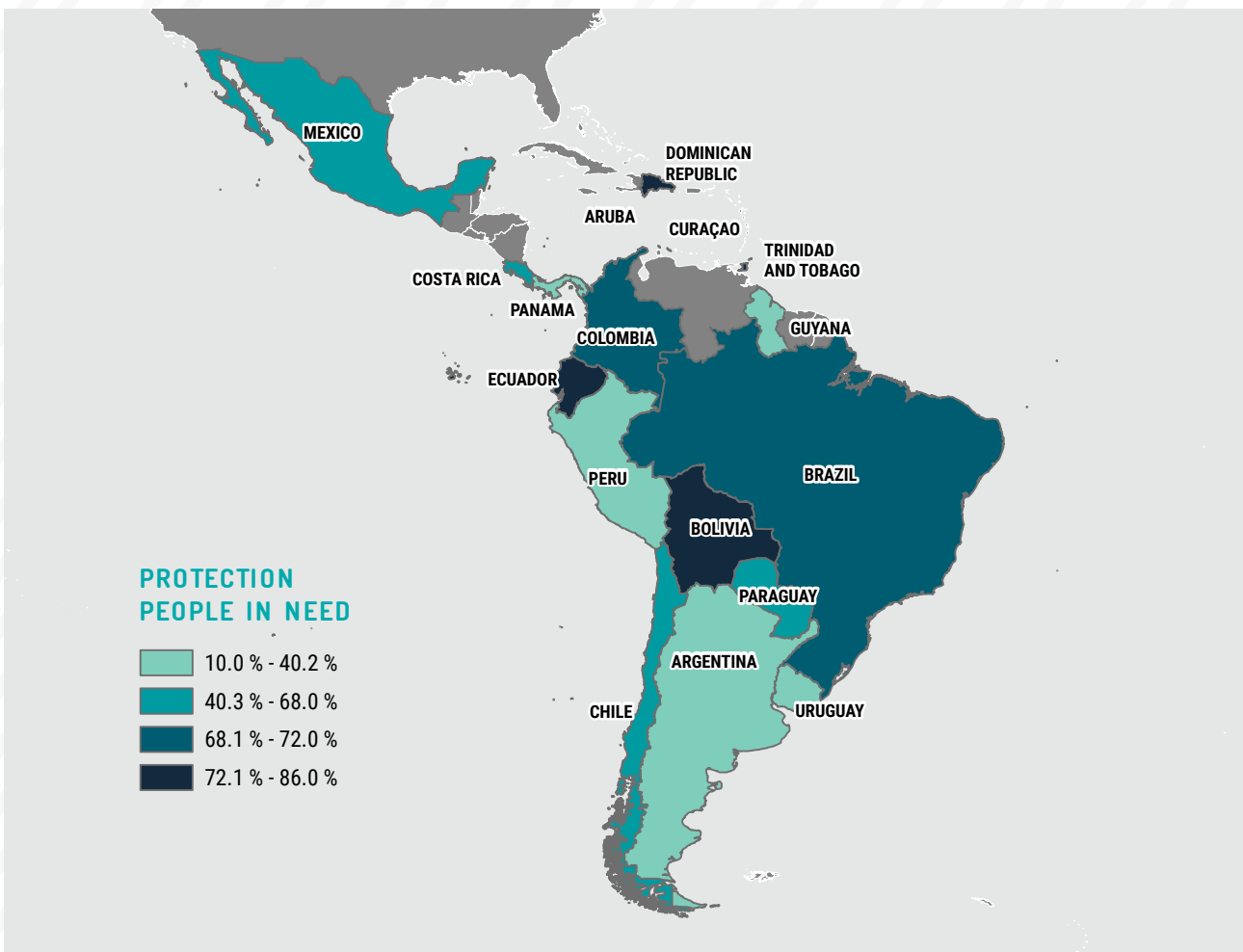
48.9%

COLOMBIAN
RETURNEES**

28.7%

AFFECTED HOST
COMMUNITIES

© Gemma Cortes / IOM



POPULATION IN NEED BY AGE AND GENDER



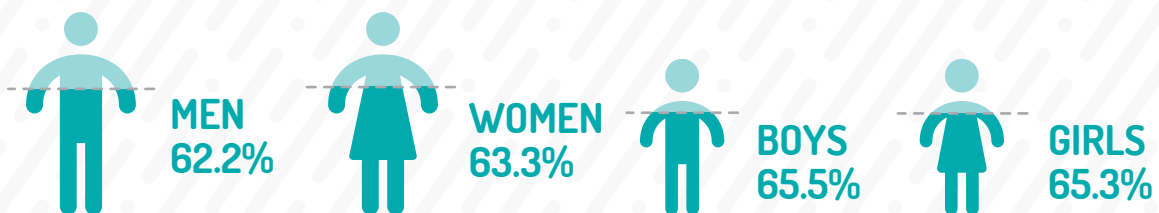
All percentages and absolute values used in maps, graphs and other infographics are, unless stated otherwise, based on the number of Venezuelan refugees and migrants in-destination, as reported in the August 2023 population update.

* "Others in-transit" include refugees and migrants of other nationalities in-transit in Bolivia, Colombia, Costa Rica, Ecuador, Panama and Peru.

** Venezuelans engaging in pendular movements and Colombian returnees only apply to Colombia.

COUNTRY	PEOPLE IN NEED (PIN)				
	CURRENTLY IN-DESTINATION		IN TRANSIT VENEZUELANOS	OTHERS*	AFFECTED HOST COMMUNITIES
BRAZIL	72.0%	343.8 K	72.0%	N/A	38.0%
CHILE	55.8%	248.1 K	N/A	N/A	17.3%
COLOMBIA	70.7%	2.05 M	72.7%	69.4%	55.7%
ECUADOR	76.6%	364.0 K	75.3%	75.3%	49.8%
PERU	54.9%	846.6 K	29.0%	29.0%	9.6%
CARIBBEAN	73.2%	156.1 K	N/A	N/A	70.8%
ARUBA	70.0%	12.0 K	N/A	N/A	70.0%
CURAÇAO	70.2%	9.8 K	N/A	N/A	70.2%
DOMINICAN REPUBLIC	76.0%	94.4 K	N/A	N/A	76.0%
GUYANA	40.2%	8.7 K	N/A	N/A	40.2%
TRINIDAD AND TOBAGO	86.0%	31.1 K	N/A	N/A	86.0%
CENTRAL AMERICA & MEXICO	54.5%	109.4 K	63.1%	58.7%	66.2%
COSTA RICA	51.0%	15.0 K	49.0%	49.0%	51.0%
MEXICO	68.0%	76.9 K	68.0%	N/A	68.0%
PANAMA	30.0%	17.4 K	71.0%	71.0%	30.0%
SOUTHERN CONE	17.4%	47.8 K	75.0%	75.0%	N/A
ARGENTINA	14.0%	30.9 K	N/A	N/A	N/A
BOLIVIA	75.0%	11.9 K	75.0%	75.0%	N/A
PARAGUAY	33.0%	1.8 K	N/A	N/A	N/A
URUGUAY	10.0%	3.3 K	N/A	N/A	N/A

PREVALENCE OF NEED BY AGE AND GENDER



All percentages and absolute values used in maps, graphs and other infographics are, unless stated otherwise, based on the number of Venezuelan refugees and migrants in-destination, as reported in the August 2023 population update.

* "Others in-transit" include refugees and migrants of other nationalities in-transit in Bolivia, Colombia, Costa Rica, Ecuador, Panama and Peru.

PROTECTION

In pursuit of protection and integration solutions, refugees and migrants from Venezuela continue to engage in complex movements, often in an irregular and precarious manner. This exposes them to various protection risks, such as violence, serious human rights violations, exploitation, and trafficking. Despite shifts towards more restrictive border management policies and entry processes, irregular onward movements of Venezuelans and other refugees and migrants in transit increasingly head northward through the Darien into Central America and Mexico with an intention to reach the United States, while multidirectional movements in South America persist.¹⁷⁰

Across the region, refugees and migrants encounter significant obstacles to safely access territory, owed to a widespread absence of protection-sensitive entry systems, adequate reception arrangements, information, legal orientation, and effective screening and referrals mechanisms. Most refugees and migrants cannot meet states' requirements for regular entry,¹⁷¹ and therefore have no alternative than to resort to irregular routes, many of which are controlled by smugglers and traffickers, on which they endure dangerous conditions. In some countries, refugees and migrants face militarized border controls, are denied entry, detained,¹⁷² or expelled from the territories, often in violation of the principle of *non-refoulement*¹⁷³ under International Human Rights and Refugee Law.

In addition, a significant number of Venezuelans still need regular status and protection in their host countries, despite significant ongoing efforts to promote their access to asylum, temporary protection, regularization and other regular stay arrangements. Pursuant to available information from eleven out of seventeen countries of the R4V response, it is estimated that more than 36 per cent of Venezuelan refugees and migrants in the region remain in an irregular situation – reaching well over 50 per cent in Chile and 70 per cent in Ecuador and in parts of the Caribbean – while over one million Venezuelans are still pending an outcome on their outstanding asylum applications.¹⁷⁴ In countries which detain and deport those in an irregular situation, including several in the Caribbean, the lack of asylum procedures or proposed changes that make international protection inaccessible and unavailable put Venezuelans at risk of refoulement or prolonged arbitrary detention.¹⁷⁵ Meanwhile, in all countries of the region, Venezuelans have unmet needs to access regular status, either through regularization or asylum procedures.¹⁷⁶

In the absence of regular status, refugees and migrants face great barriers to effectively exercising their rights and accessing protection services, including justice,¹⁷⁷ psychological support, family reunification and support for survivors of gender-based violence,¹⁷⁸ as well as other essential services, including healthcare, education, adequate housing, livelihoods and WASH. Refugees and migrants in several countries also report

[170] R4V, *Movements Reports: First Quarter 2023 (May 2023)*, <https://www.r4v.info/en/movements-report-q1-2023>; *Second Quarter 2023 (August 2023)*, <https://www.r4v.info/en/movements-report-q2-2023>.

[171] For updates on 2023 changes in governments' entry policies and requirements for Venezuelans, see *ibid.* For a summary of visa requirements by country, see Inter-American Development Bank (IADB), DATA MIG, <https://datamig.iadb.org/en/rpm>

[172] See, e.g., *protection chapter for the Caribbean*. See also UNHCR Annual Results report for 2022, <https://reporting.unhcr.org/files/2023-06/AME%20-%20Mexico.pdf>

[173] See: *Caribbean Sub-region RMNA Protection Sector chapter herein*.

[174] Data on refugees and migrants in an irregular situation is available from Colombia (32%), Brazil (2%), Ecuador (76%), Peru (42%), Chile (59%), Aruba (59%), Curacao (71%), the Dominican Republic (63%), Trinidad and Tobago (11%), Panama (33%) and from Bolivia (38%); cut-off date: end-July 2023. As of 31 Dec 2022, there are 1,137,162 outstanding asylum applications in the region lodged by Venezuelans, while only 234,376 have been recognized as refugees. <https://www.r4v.info/en/asylum-seekers-refugees>.

[175] See the *Caribbean RMNA Protection Chapter herein* for a discussion of difficulties accessing asylum procedures (or lack thereof) and risks of detention and deportation. Meanwhile, changes in asylum procedures in Costa Rica, Chile, Uruguay, the Dominican Republic and Colombia affect access to legal status and protection. In *Central America and Mexico, Venezuelans identify access to a legal status as one of their most pressing needs*. See *Central America and Mexico RMNA Protection Chapter herein*; UNHCR, *High Frequency Survey, Costa Rica (May-June 2023)*.

[176] NRC Report: *The search for protection: A snapshot of Latin American legal protection frameworks, 2023*. <https://www.nrc.no/globalassets/pdf/reports/the-search-for-protection/a-snapshot-of-latin-american-legal-protection-frameworks.pdf>

[177] For example, in the Southern Cone, the need for legal aid to ensure access to justice has been prioritized. Furthermore, in Caribbean countries, language barriers hinder service access to refugees and migrants, with the most vulnerable facing significant difficulties.

[178] See, GBV regional chapter, and *Plan International GBV report in Peru and Ecuador, 2022*. https://plan-international.org/uploads/sites/56/2022/05/Estudio_VBG_Peru_-_Ecuador-1.pdf

fear of experiencing – or have already experienced – manifestations of xenophobia, which cause further barriers to accessing services.

Regarding the need to prevent, mitigate and respond to protection risks, Venezuelans in multiple countries¹⁷⁹ report fear of violence in their communities, often leading to further displacement or significant protection risks.¹⁸⁰ For instance, where there is either internal conflict and/or criminal groups engaged in illicit economies,¹⁸¹ refugees and migrants are under threat of forced recruitment, physical violence,¹⁸² and sexual exploitation,¹⁸³ with indigenous peoples often particularly impacted, given cultural and language barriers as well as intersectional specific needs.

Furthermore, Venezuelans continue to be at greater risk of various forms of violence and human rights violations, including human trafficking, smuggling, gender-based violence, exploitation and abuse of children, labour exploitation, incidents of xenophobia, discrimination,¹⁸⁴ and the impacts of climate change and disasters. Finally, groups identified as having special protection needs include children (especially those who are unaccompanied or separated), LGBTIQI+ persons, older persons, persons living with HIV/AIDS, gender-based violence survivors, persons engaged in transactional sex, pregnant women, single mothers traveling with children, persons with disabilities and indigenous peoples.¹⁸⁵



© IOM - Francisca Salinas

[179] See, for example, herein the Protection Sector chapters of Brazil, Colombia, Ecuador and Peru.

[180] There is pressure on frontline care structures, due to the increase of people in transit and with higher protection risks, generating gaps in immediate and life-saving care.

[181] R4V Protection Sector, *Riesgos e Impactos De La Doble Afectación Y El Crimen Organizado Sobre Las Personas Refugiadas Y Migrantes De Venezuela* (February 2023), <https://www.r4v.info/es/riesgos-doble-afectacion>

[182] See Colombia, Peru, Ecuador and Brazil protection chapters.

[183] See GBV regional chapter, and the Panama, Mexico and Colombia protection chapter.

[184] See for instance, the national protection chapter for Brazil. See also the monthly border monitoring analysis in Tacna, Peru which cites increased incidents of insecurity including robbery and intimidation, with 65% of those surveyed suffering a protection or security risk during their transit through the border. HIAS and UNHCR (June 2023), https://www.r4v.info/es/document/ACNUR_HIAS_Analisis_Proteccionyriesgos_Tacna_jun23

[185] Indigenous peoples from Venezuela continue to be prioritized for protection support, given that they have special needs identified in terms of food insecurity, serious human rights violations, and the persistent lack of a legal status in host countries. See RMNA country chapters and consultation activities with Venezuelan indigenous peoples in Colombia, Brazil, Guyana and Trinidad and Tobago, held in 2021 and 2022 by the Regional Protection Sector.



CHILD PROTECTION

PEOPLE IN NEED (PIN)

CURRENTLY IN-DESTINATION

23.4% 1.53 M

16.3%
VENEZUELAN
IN-TRANSIT

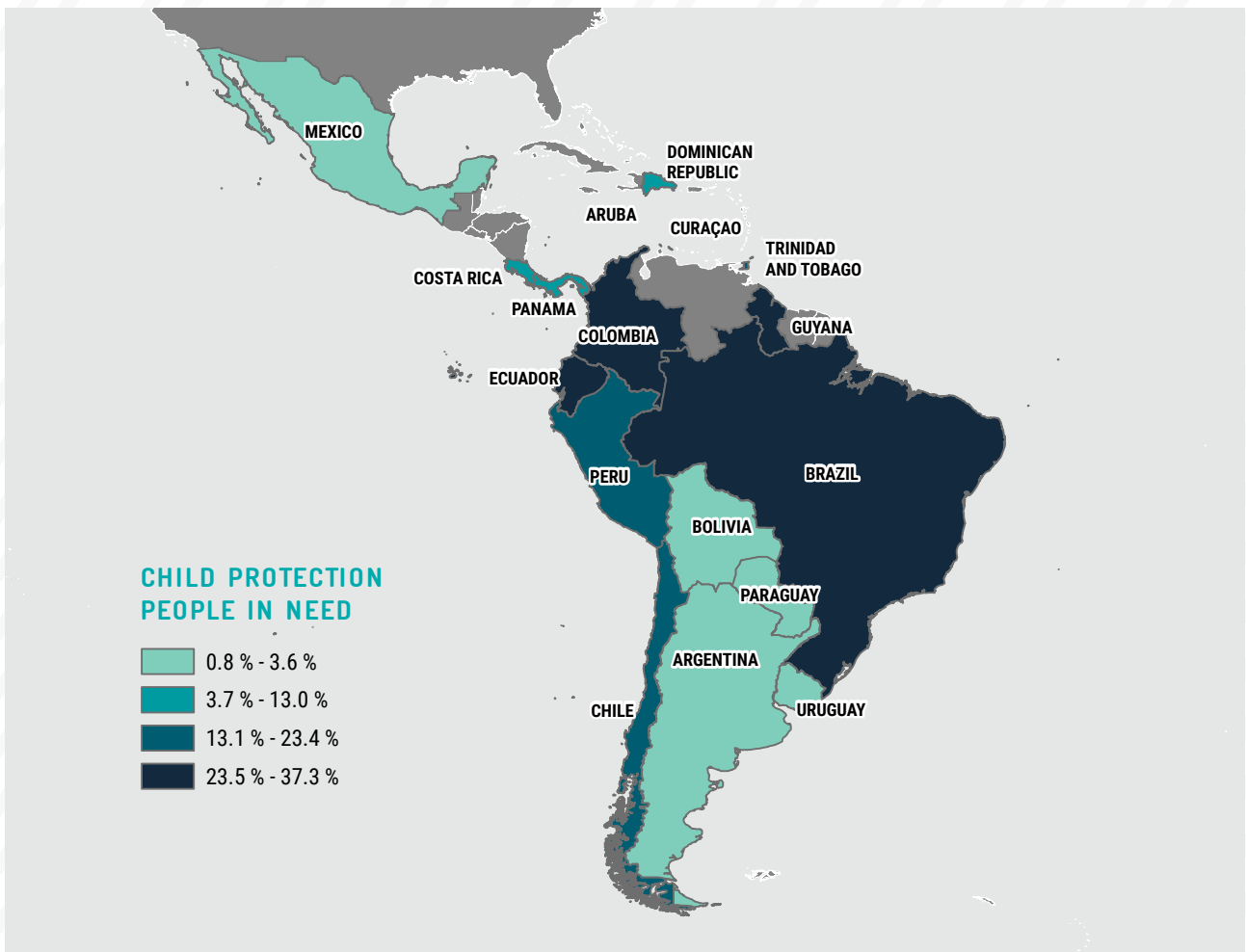
14.5%
OTHERS
IN-TRANSIT*

14.3%
PENDULAR**

25.0%
COLOMBIAN
RETURNEES**

13.6%
AFFECTED HOST
COMMUNITIES

© Gemma Cortes / IOM



POPULATION IN NEED BY AGE AND GENDER



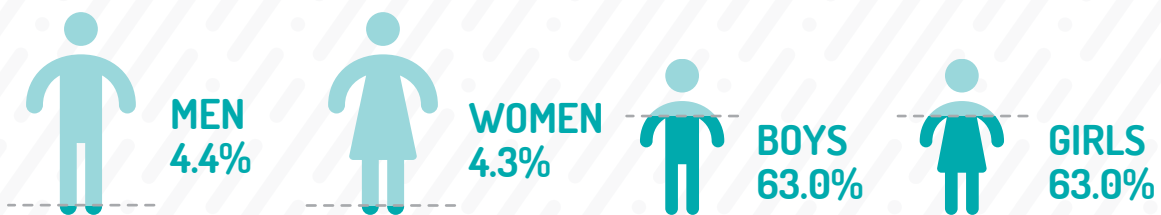
All percentages and absolute values used in maps, graphs and other infographics are, unless stated otherwise, based on the number of Venezuelan refugees and migrants in-destination, as reported in the August 2023 population update.

* "Others in-transit" include refugees and migrants of other nationalities in-transit in Bolivia, Colombia, Costa Rica, Ecuador, Panama and Peru.

** Venezuelans engaging in pendular movements and Colombian returnees only apply to Colombia.

COUNTRY	PEOPLE IN NEED (PIN)				
	CURRENTLY INN/ADESTINATION		IN TRANSIT VENEZUELANOS	OTHERS*	AFFECTED HOST COMMUNITIES
BRAZIL	24.4%	116.5 K	24.4%	N/A	16.9%
CHILE	23.4%	104.0 K	N/A	N/A	6.5%
COLOMBIA	27.8%	804.1 K	20.7%	18.1%	23.6%
ECUADOR	37.3%	177.2 K	35.5%	35.5%	25.1%
PERU	18.0%	277.6 K	11.0%	11.0%	7.8%
CARIBBEAN	15.4%	32.7 K	N/A	N/A	17.3%
ARUBA	22.0%	3.8 K	N/A	N/A	22.0%
CURAÇAO	13.0%	1.8 K	N/A	N/A	13.0%
DOMINICAN REPUBLIC	10.0%	12.4 K	N/A	N/A	10.0%
GUYANA	30.0%	6.5 K	N/A	N/A	30.0%
TRINIDAD AND TOBAGO	22.7%	8.2 K	N/A	N/A	22.7%
CENTRAL AMERICA & MEXICO	4.5%	9.0 K	9.7%	11.5%	0.4%
COSTA RICA	4.2%	1.2 K	4.0%	4.0%	6.2%
MEXICO	2.7%	3.1 K	4.3%	N/A	N/A
PANAMA	8.0%	4.7 K	21.0%	21.0%	8.0%
SOUTHERN CONE	1.5%	4.2 K	3.6%	3.6%	12.6%
ARGENTINA	1.4%	3.2 K	N/A	N/A	14.8%
BOLIVIA	3.6%	578	3.6%	3.6%	8.4%
PARAGUAY	3.0%	162	N/A	N/A	12.9%
URUGUAY	0.8%	262	N/A	N/A	4.1%

PREVALENCE OF NEED BY AGE AND GENDER



All percentages and absolute values used in maps, graphs and other infographics are, unless stated otherwise, based on the number of Venezuelan refugees and migrants in-destination, as reported in the August 2023 population update.

* "Others in-transit" include refugees and migrants of other nationalities in-transit in Bolivia, Colombia, Costa Rica, Ecuador, Panama and Peru.

CHILD PROTECTION

Refugee and migrant children and adolescents encounter discrimination and violence across the region, accelerating a critical demand for child protection services. Despite existing regularization and documentation mechanisms, child-friendly procedures are often absent, particularly in registering children born to Venezuelan parents, with some exceptions¹⁸⁶. Many lack birth certificates, while accessing Venezuelan consular services is impeded by practical challenges, increasing the risks of statelessness.

Refugee and migrant children in-transit are extremely vulnerable to psychological, physical, and sexual violence. This is particularly evident among children crossing the Darien between Colombia and Panama, with more than 40,000 children having already undertaken this dangerous journey in the first half of 2023,¹⁸⁷ during which they are exposed to harsh climatic and geographical conditions as well as severe protection risks, such as human trafficking, gender-based violence and exploitation.

Similar risks have been identified when refugee and migrant children engage in border crossings elsewhere in the region, which are largely irregular. For example, in Bolivia, at least 32 per cent of refugees and migrants surveyed in-transit reported traveling with one or more children. These children are exposed to risks of violence and exploitation, including sexual violence and child labour.¹⁸⁸ Children who travel through irregular routes often lack access to regularization and asylum procedures, appropriate child protection systems, and safe spaces.

Children in-destination also face threats of violence, abuse and exploitation. For instance, in Ecuador refugee and migrant families expressed concerns

regarding the safety of their children during their commutes to and from school. A significant 64 per cent reported that children in their households face potential dangers such as robbery, kidnapping, drugs, recruitment into organized criminal groups or gangs, physical, psychological or sexual violence while travelling to and from school.¹⁸⁹ Meanwhile, according to the annual report of the UN Secretary-General, there were 290 armed conflict-related violations against 209 children documented in Colombia in 2022, including 12 Venezuelans and 4 Ecuadorians.¹⁹⁰ Based on regional analysis, the recruitment of refugee and migrant children by criminal groups is observed during their different stages of transit as well as in destination.¹⁹¹

In addition, refugee and migrant girls are particularly vulnerable to challenges that jeopardize their rights to live free from violence, exploitation, and harmful practices, as well as limiting their access to basic services and economic security.¹⁹²

Child labour is also a serious concern that affects refugee and migrant children. For instance, in Peru, R4V partners identified children who dropped out of school to engage in work that exceeded 12 hours daily while earning reduced salaries,¹⁹³ and in Roraima, Brazil, 50 Venezuelan children were rescued from child labour situations in 2022 (with Venezuelans representing 70 per cent of all children rescued from child labour that year).¹⁹⁴

There are significant numbers of unaccompanied and separated children (UASC) in countries such as Bolivia, Brazil, Chile, Colombia, Ecuador, Panama and Peru, who often lack essential documentation and regular status, and are in need of specialized protection services and support. During the first quarter of 2023, 1,108 cases of UASC were identified in Roraima in Brazil, marking

[186] See, for instance, the recent extension of the *Primero la Niñez* initiative in Colombia: https://www.cancilleria.gov.co/newsroom/news/medida-primero-ninez-continuar-su-vigencia-aplicabilidad-despues-21-agosto-2023?utm_source=stack&utm_medium=email

[187] Government of Panama, National Migration Service, *Irregular migrants in-transit in the Darien*, <https://www.datosabiertos.gob.pa/dataset/migracio>

[188] IOM, *DTM Flow Monitoring of the Venezuelan population in Bolivia, Second Round 2023*.

[189] R4V Ecuador, *Joint Needs Assessment (JNA) 2023* (publication forthcoming).

[190] United Nations Secretary-General, *Children and Armed Conflict, Report in follow-up to Resolution 1612 on Children and Armed Conflict, 2022* (accessed 14 July 2023), <https://shorturl.at/dtHQU>.

[191] *Double Affection in Unaccompanied and Separated Child and Adolescent Refugees and Migrants from Venezuela* (February 2023), <https://www.r4v.info/es/riesgos-doble-afectacion-ninez>

[192] UNICEF, *Why Adolescent Girls? Why Now? A statistical snapshot of the state of adolescent girls in Latin America and the Caribbean, 2023* <https://www.unicef.org/lac/media/42536/file/Why%20adolescent%20girls?%20Why%20now?%20-%20English.pdf>.

[193] R4V Peru (GTRM), *JNA - Focus Group Discussion in Lima* (21 June 2023).

[194] *Panel of Information and Statistics of Labour Inspection in Brazil*, <https://sit.trabalho.gov.br/radar/>

[195] UNICEF estimate, calculated according to border monitoring and partners' reports (May 2023).

a 55 per cent increase compared to the first quarter of 2022.¹⁹⁵ In Chile, over 12 per cent of children between ages 13 to 17 are separated or unaccompanied,¹⁹⁶ and in Ecuador 18 per cent of refugee and migrant households have at least one child who is not accompanied by their parent or legal guardian (compared to 2022, this implies an increase of 16 percentage points).¹⁹⁷

Children, both in-transit and in-destination, often need tailored psychosocial support to address their mental health needs, which can stem from traumatic events (robbery, kidnapping, etc.), family separation or loss of a member of their travel group, which can affect their sense of belonging and social skills development. In addition, children who have suffered sexual assault require health services and MHPSS to address both the physical and emotional consequences of these experiences.

Finally, the lack of civil documentation and access to regularization is a persistent unmet need of refugee and migrant children. For example, in Chile, 8 per cent of children lack any civil documentation,¹⁹⁸ including birth certificates, or had expired documentation. In Peru, it is estimated that more than 35 per cent of the Venezuelan population are in an irregular situation, despite ongoing regularization efforts.¹⁹⁹ Lastly, Venezuelan children in countries such as Trinidad and Tobago and the Dominican Republic²⁰⁰ face challenges obtaining documentation required to access education²⁰¹ and children not attending school face greater risks of violence and child labour.



© R4V - Valmik Mota

[196] R4V Chile, *Joint Needs Assessment (JNA) 2023* (publication forthcoming).

[197] R4V Ecuador (GTRM), *Joint Needs Assessment (JNA) 2023* (publication forthcoming).

[198] R4V Chile, *JNA 2023* (publication forthcoming).

[199] INEI, *ENPOVE Survey 2022* (January 2023) https://www.r4v.info/es/document/INEI_ENPOVE_2022

[200] Information gathered at the *Joint Needs Assessment workshop* from various organizations working with child protection and health. R4V Caribbean, Dominican Republic (2023)

[201] IOM, DTM. *Trinidad and Tobago, Round 5* (November – December 2022) (March 2023), <https://dtm.iom.int/reports/trinidad-and-tobago-monitoring-venezuelan-citizens-presence-round-5-november-december-2022?close=true>



GENDER-BASED VIOLENCE (GBV)

PEOPLE IN NEED (PIN)

CURRENTLY IN-DESTINATION

34.8% **2.27 M**

34.8%

VENEZUELAN
IN-TRANSIT

43.9%

OTHERS
IN-TRANSIT*

28.7%

PENDULAR**

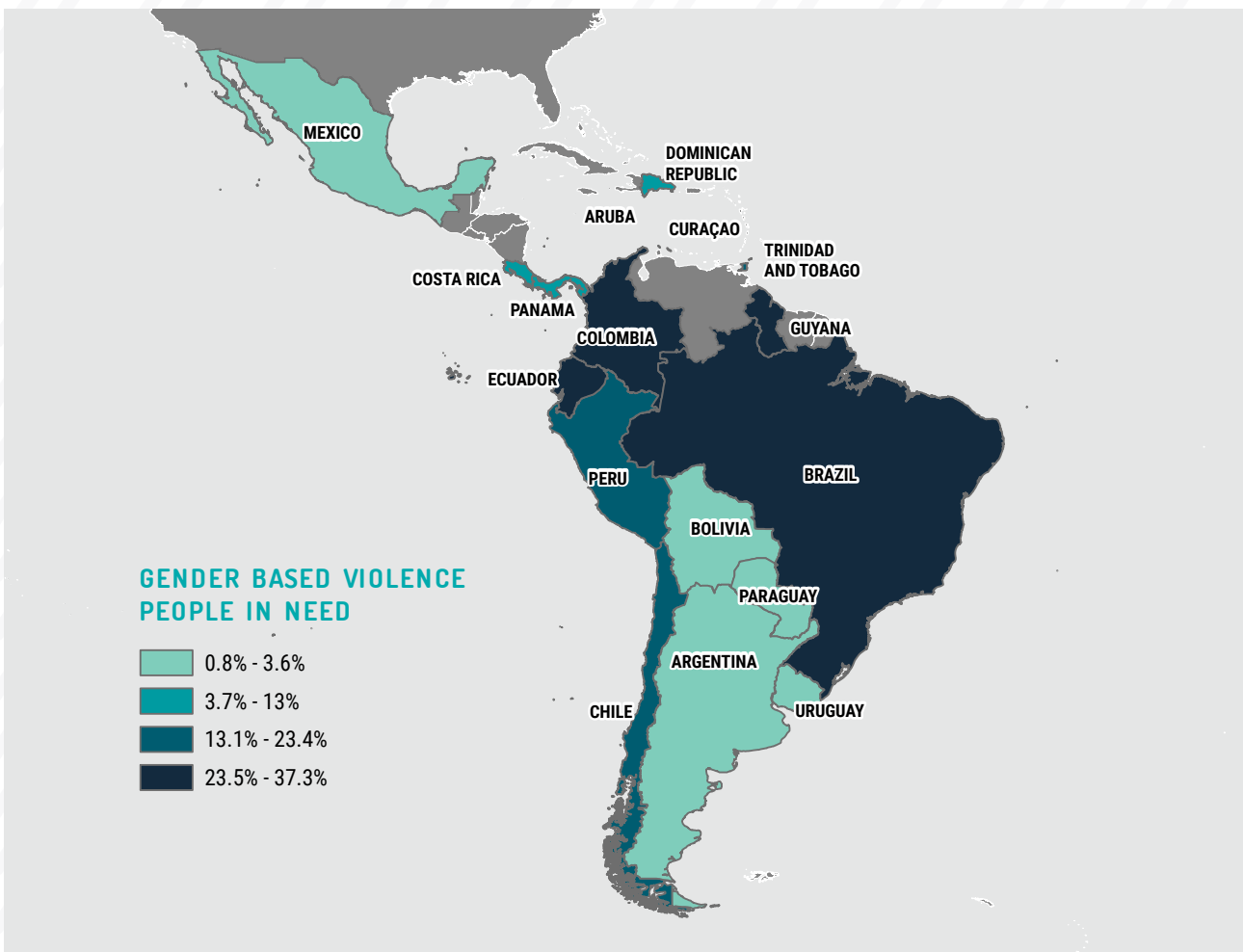
32.0%

COLOMBIAN
RETURNEES**

19.2%

AFFECTED HOST
COMMUNITIES

© Catalina Betancur / UNHCR



POPULATION IN NEED BY AGE AND GENDER



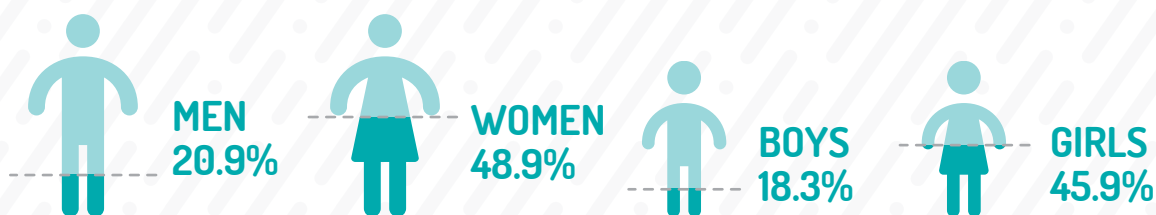
All percentages and absolute values used in maps, graphs and other infographics are, unless stated otherwise, based on the number of Venezuelan refugees and migrants in-destination, as reported in the August 2023 population update.

* "Others in-transit" include refugees and migrants of other nationalities in-transit in Bolivia, Colombia, Costa Rica, Ecuador, Panama and Peru.

** Venezuelans engaging in pendular movements and Colombian returnees only apply to Colombia.

COUNTRY	PEOPLE IN NEED (PIN)				
	CURRENTLY INN/ADESTINATION		IN TRANSIT VENEZUELANOS	OTHERS*	AFFECTED HOST COMMUNITIES
BRAZIL	17.1%	81.7 K	17.1%	N/A	17.1%
CHILE	10.8%	47.9 K	N/A	N/A	10.1%
COLOMBIA	49.3%	1.43 M	54.0%	47.2%	42.4%
ECUADOR	23.7%	112.4 K	19.1%	19.1%	24.8%
PERU	31.4%	484.2 K	29.0%	29.0%	7.7%
CARIBBEAN	24.8%	52.9 K	N/A	N/A	27.2%
ARUBA	32.0%	5.5 K	N/A	N/A	32.0%
CURAÇAO	32.0%	4.5 K	N/A	N/A	32.0%
DOMINICAN REPUBLIC	18.0%	22.4 K	N/A	N/A	18.0%
GUYANA	39.8%	8.6 K	N/A	N/A	39.8%
TRINIDAD AND TOBAGO	33.0%	12.0 K	N/A	N/A	33.0%
CENTRAL AMERICA & MEXICO	20.4%	40.9 K	34.2%	46.0%	8.1%
COSTA RICA	12.0%	3.5 K	46.0%	46.0%	12.0%
MEXICO	15.0%	17.0 K	13.4%	N/A	7.0%
PANAMA	35.0%	20.4 K	46.0%	46.0%	35.0%
SOUTHERN CONE	7.1%	19.4 K	22.0%	22.0%	7.7%
ARGENTINA	5.2%	11.4 K	N/A	N/A	5.3%
BOLIVIA	22.0%	3.5 K	22.0%	22.0%	20.9%
PARAGUAY	18.9%	1.0 K	N/A	N/A	20.2%
URUGUAY	10.8%	3.5 K	N/A	N/A	10.9%

PREVALENCE OF NEED BY AGE AND GENDER



All percentages and absolute values used in maps, graphs and other infographics are, unless stated otherwise, based on the number of Venezuelan refugees and migrants in-destination, as reported in the August 2023 population update.

* "Others in-transit" include refugees and migrants of other nationalities in-transit in Bolivia, Colombia, Costa Rica, Ecuador, Panama and Peru.

GENDER-BASED VIOLENCE

Refugees and migrants from Venezuela experience gender-based violence (GBV), both in-transit and in-destination, at the hands of a range of perpetrators.²⁰² The use of irregular and dangerous routes, coupled with economic instability, political and social unrest, heightened xenophobia and growing insecurity due to organized crime across the region increases threats and reduces economic opportunities and social support. Due to these factors, refugees and migrants are more vulnerable to GBV, including intimate partner violence (IPV), sexual violence in public and private spaces, and sexual exploitation. According to R4V partners' findings, of 625 Venezuelan women surveyed in Brazil, Colombia, Costa Rica, Ecuador, Mexico and Peru, 60 per cent felt very unsafe in-transit and 39 per cent felt unsafe in destination.²⁰³

Sexual and physical violence, including IPV, are a significant concern for women, girls, LGBTQI+ peoples and refugees and migrants in transit and destination. Increasing population movements towards Central and North America, other onward movements, pendular movements and returns to Venezuela, often occur through areas controlled by armed groups. These groups subject refugees and migrants to a wide range of crimes including robbery, extortion, kidnapping, as well as those related to GBV such as sexual violence and trafficking. Between January and June 2023, 206 individuals who experienced sexual violence in the Darien received

assistance from humanitarian organizations working in Panama.²⁰⁴ This form of violence is prevalent at border crossings and committed by various actors, including border officials, law enforcement, drivers, armed groups and smugglers. It disproportionately affects LGBTQI+ persons and women travelling alone or with children, who may be forced into exchanging sex for entry or for basic necessities.²⁰⁵ Adolescent girls are particularly vulnerable to sexual violence, and often resort to modifying their appearance, concealing their bodies to appear less feminine and avoiding spending nights in shelters in order to reduce the risk of attack.²⁰⁶

Refugee and migrant women in-destination identified public places (54 per cent) as the main place of risk for experiencing GBV, followed by their homes (21 per cent) and at work (10 per cent).²⁰⁷ Furthermore, the presence of organized crime networks in Aruba, Bolivia, Brazil, Colombia, Guyana, Mexico and Peru has been directly linked to femicides, sexual exploitation in mines, sexual assault and trafficking related to sexual exploitation.²⁰⁸

Moreover, IPV continues to be a concern, with refugee and migrant women reporting experiencing IPV particularly in Bolivia,²⁰⁹ Brazil, Peru, Ecuador, Colombia, and the Caribbean. Notably, in Peru and Ecuador, 70 per cent of refugee and migrant women surveyed indicated that partners and ex-partners were the primary perpetrators of GBV.²¹⁰ IPV also has indirect consequences, with adolescent girls in particular reporting psychological effects of witnessing violence against their mothers.²¹¹

-
- [202] *Perpetrators include: partners, family members, friends, landlords, drivers, smugglers or coyotes, border guards/police, paramilitary groups, and strangers. IOM and Queens University, Monitoring of Gendered Threats for Migrant and Refugee Women from Venezuela, 2023* <https://respuestavenezolanos.iom.int/en/resources/monitoring-gendered-threats-migrant-and-refugee-women-and-girls-venezuela-location-briefs>
- [203] UNHCR and HIAS, *Nuestro derecho a la seguridad, Executive Summary of results for Venezuelan women (August 2023)*, <https://www.r4v.info/es/document/nuestro-derecho-la-seguridad-snapshot-mujeres-de-venezuela-0>. Full report available at: <https://segurasenmovilidad.org/>
- [204] *Data provided by Médicos Sin Fronteras (MSF), Nota Concepto Situación Humanitaria y Violencia Sexual en Darién (August 2023) (publication forthcoming)*
- [205] *IOM and Queens University, Monitoring of Gendered Threats for Migrant and Refugee Women from Venezuela, 2023* <https://respuestavenezolanos.iom.int/en/resources/monitoring-gendered-threats-migrant-and-refugee-women-and-girls-venezuela-location-briefs>, pg. 22
- [206] *MUJERES ADOLESCENTES EN CRISIS La vida en contextos de movilidad en la región de Centroamérica y México. Resumen Ejecutivo, 2023* pg. 23 <https://plan-international.org/america-latina/publicaciones/mujeres-adolescentes-en-crisis/>.
- [207] *HIAS and UNHCR, Nuestro derecho a la seguridad, 2022, Resumen Ejecutivo, Pg. 10* <https://segurasenmovilidad.org/2022/12/08/nuestro-derecho-a-la-seguridad-resumen-ejecutivo/>
- [208] *For a regional perspective on the impact of organized crime see: R4V Protection Sector, Riesgos E Impactos De La Doble Afectación Y El Crimen Organizado Sobre Las Personas Refugiadas Y Migrantes De Venezuela (February 2023)*, <https://www.r4v.info/es/riesgos-doble-afectacion>
- [209] *According to a study of Venezuelan women in Bolivia and Peru, more than 20% of refugees and migrant women from Venezuela had suffered GBV in La Paz and Santa Cruz de la Sierra. See Alianza por la Solidaridad-Action Aid, Situation of Venezuelan migrant women in Peru and Bolivia (January 2022)*
- [210] *Plan Internacional, Estudio de Violencia de Genero hacia las mujeres migrantes en Perú y Ecuador. Executive Summary 2022*, https://plan-international.org/uploads/sites/56/2022/05/Estudio_VBG_Peru_-_Ecuador-1.pdf%20pg
- [211] *UNICEF Cartografías Afectivas: Migrar es como volver a nacer, 2022, Síntesis* pg. 18 <https://www.unicef.org/lac/media/34836/file/cartografias-afectivas.pdf>

Another priority need relates to sexual exploitation due to lack of income, especially among Venezuelan women and girls in irregular situations and/or shouldering child-care responsibilities. Forced to seek employment in informal economies, they risk facing exploitation and sexual abuse from employers. Venezuelan women have reported being victims of trafficking for sexual exploitation, having been forced into the sale or exchange of sex after responding to seemingly legitimate job advertisements in countries across the region. In Brazil, Ecuador, the Caribbean, Colombia, and Peru, there have been reports that refugees and migrants engage in the exchange and sale of sex to secure basic necessities, with LGBTQI+ persons, especially trans individuals, facing heightened

vulnerability due to the additional challenges they face in finding work.²¹²

Finally, refugees and migrants also face challenges concerning the lack of information and trust in GBV services. Barriers to accessing psychosocial, health care and safety services in Ecuador, Central America, Mexico, the Southern Cone, Chile and the Caribbean include lack of information about rights, fear of discrimination from police and hospital staff, and not knowing about available services. Surveys show that of 625 individuals surveyed, 57 per cent of Venezuelan GBV survivors were not aware of their rights and 51 per cent thought services were not inclusive of Venezuelans.²¹³



[212] IOM and Queens University, *Monitoring of Gendered Threats for Migrant and Refugee Women from Venezuela*, 2023 <https://respuestavenezolanos.iom.int/en/resources/monitoring-gendered-threats-migrant-and-refugee-women-and-girls-venezuela-location-briefs>.

[213] HIAS and UNHCR, *Nuestro derecho a la seguridad, Resumen Ejecutivo (August 2023)*, <https://www.r4v.info/es/document/nuestro-derecho-la-seguridad-snapshot-mujeres-de-venezuela-0>



HUMAN TRAFFICKING & SMUGGLING

PEOPLE IN NEED (PIN)

CURRENTLY IN-DESTINATION

12.6% 820.8 K

29.8%

VENEZUELAN IN-TRANSIT

43.5%

OTHERS IN-TRANSIT*

19.4%

PENDULAR**

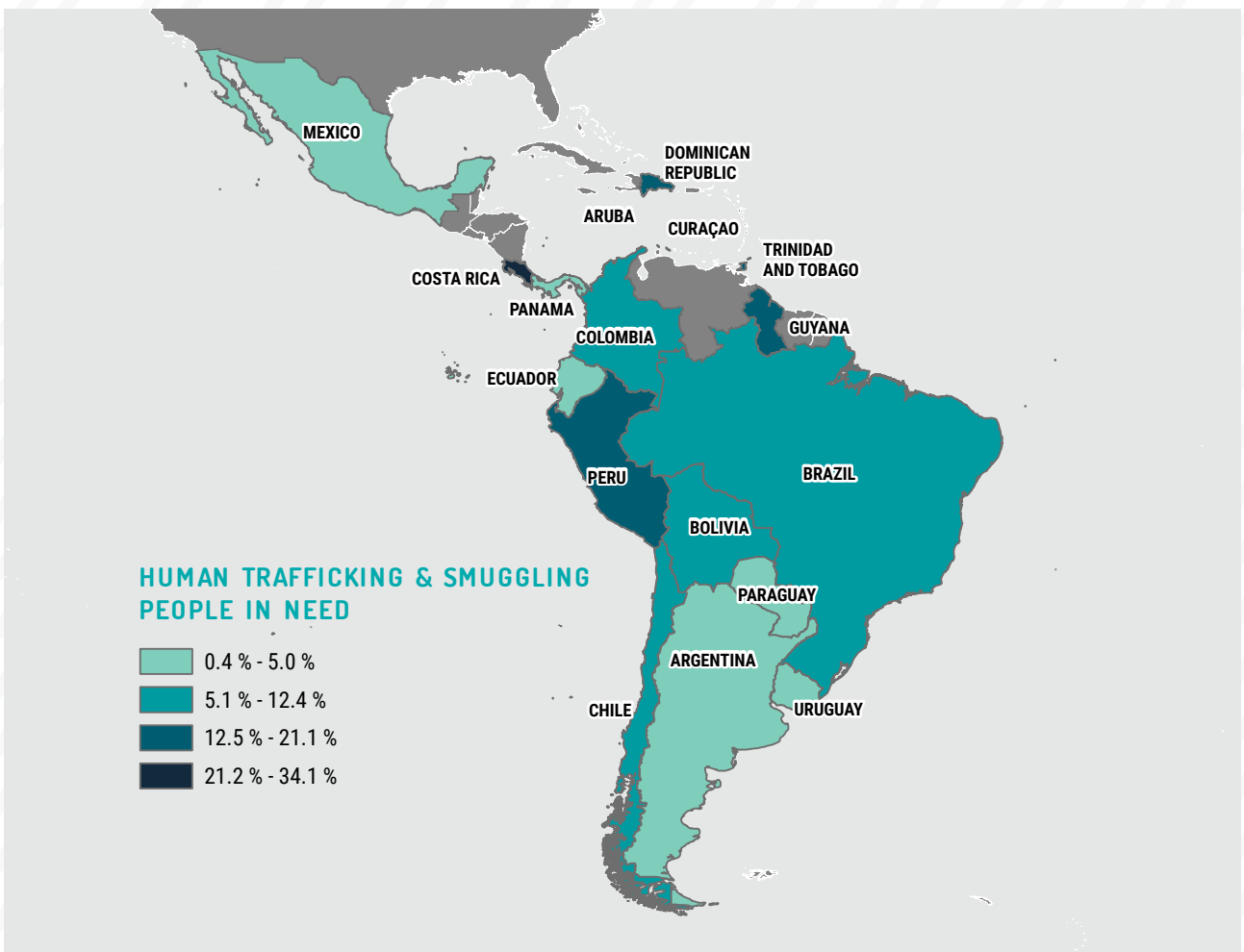
10.0%

COLOMBIAN RETURNEES**

12.1%

AFFECTED HOST COMMUNITIES

© Milena Ayala / NRC



POPULATION IN NEED BY AGE AND GENDER

MEN WOMEN BOYS GIRLS



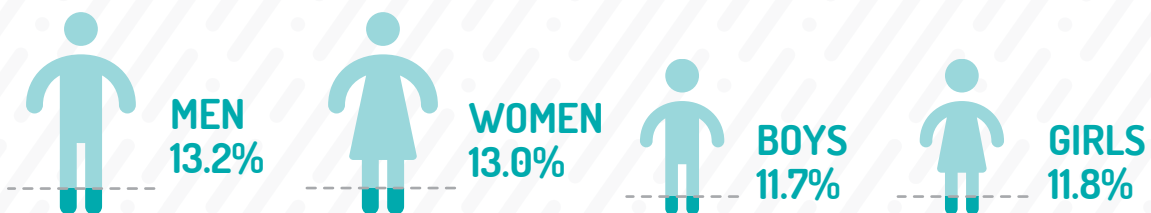
All percentages and absolute values used in maps, graphs and other infographics are, unless stated otherwise, based on the number of Venezuelan refugees and migrants in-destination, as reported in the August 2023 population update.

* "Others in-transit" include refugees and migrants of other nationalities in-transit in Bolivia, Colombia, Costa Rica, Ecuador, Panama and Peru.

** Venezuelans engaging in pendular movements and Colombian returnees only apply to Colombia.

COUNTRY	PEOPLE IN NEED (PIN)				
	CURRENTLY IN-DESTINATION		IN TRANSIT VENEZUELANOS	OTHERS*	AFFECTED HOST COMMUNITIES
BRAZIL	12.4%	59.2 K	12.4%	N/A	12.4%
CHILE	10.6%	47.3 K	N/A	N/A	3.1%
COLOMBIA	10.9%	314.9 K	45.4%	55.6%	12.0%
ECUADOR	2.3%	10.9 K	13.2%	13.2%	2.3%
PERU	21.1%	325.4 K	29.0%	29.0%	19.9%
CARIBBEAN	18.1%	38.5 K	N/A	N/A	18.7%
ARUBA	34.0%	5.8 K	N/A	N/A	34.0%
CURAÇAO	34.1%	4.8 K	N/A	N/A	34.1%
DOMINICAN REPUBLIC	14.8%	18.4 K	N/A	N/A	14.8%
GUYANA	19.0%	4.1 K	N/A	N/A	19.0%
TRINIDAD AND TOBAGO	15.0%	5.4 K	N/A	N/A	15.0%
CENTRAL AMERICA & MEXICO	7.5%	15.0 K	30.6%	42.3%	0.6%
COSTA RICA	22.0%	6.5 K	25.0%	25.0%	22.0%
MEXICO	5.0%	5.7 K	5.0%	N/A	N/A
PANAMA	5.0%	2.9 K	64.0%	64.0%	5.0%
SOUTHERN CONE	3.4%	9.5 K	11.0%	11.0%	N/A
ARGENTINA	3.4%	7.6 K	N/A	N/A	N/A
BOLIVIA	11.0%	1.7 K	11.0%	11.0%	N/A
PARAGUAY	0.8%	41	N/A	N/A	N/A
URUGUAY	0.4%	124	N/A	N/A	N/A

PREVALENCE OF NEED BY AGE AND GENDER



All percentages and absolute values used in maps, graphs and other infographics are, unless stated otherwise, based on the number of Venezuelan refugees and migrants in-destination, as reported in the August 2023 population update.

* "Others in-transit" include refugees and migrants of other nationalities in-transit in Bolivia, Colombia, Costa Rica, Ecuador, Panama and Peru.

HUMAN TRAFFICKING & SMUGGLING

The persistence of human trafficking and smuggling (HT&S) presents a significant threat for refugees and migrants from Venezuela across Latin America and the Caribbean, particularly for women and girls. Women constitute 61 per cent of trafficking victims identified in North and Central America from 2020 to 2021, whereas in Central America, girls account for 55 per cent of victims.²¹⁴ The vast majority of victims are trafficked for purposes of sexual exploitation, representing 73 per cent of cases identified in Mexico, and 71 per cent in Central America and the Caribbean.²¹⁵ Additional forms of exploitation include forced labour (63 per cent in South America and 21 per cent in Central America and the Caribbean), predominantly involving men.²¹⁶

The JNAs undertaken across the region provide additional information to corroborate and differentiate how trafficking affects refugees and migrants from Venezuela. For example, Colombian authorities identified 33 per cent of trafficking victims as Venezuelans so far in 2023.²¹⁷ In Chile, all of the identified victims of trafficking for the purpose of sexual exploitation in 2021 and 2022 are refugees and migrants, and almost all were Venezuelan women.²¹⁸ Human trafficking predominantly affects Venezuelans in transit or in an irregular situation, with particular emphasis on women, unaccompanied or separated children, individuals from minority ethnic backgrounds (indigenous and Afro-descendants), and LGBTQI+ persons (especially transgender individuals).²¹⁹

In relation to smuggling, insights from R4V partners gathered through the JNAs indicate that a considerable proportion of irregular entries into countries that impose visa requirements on Venezuelans, were facilitated through smuggling networks.²²⁰ For example, 89 per cent of refugees and migrants surveyed while in transit through the Darien in August 2023 reported that they had paid someone to guide them through the jungle.²²¹

Three main needs linked to human trafficking and smuggling were identified among Venezuelan refugees and migrants:

Recent policy shifts, including the end of Title 42 in the United States, have had a substantial influence on movement dynamics. Policies which make it harder for refugees and migrants to cross borders, including militarization of borders, such as in Chile and Peru, indirectly benefit organized crime structures which facilitate irregular movements, rather than reducing movements. Smuggling has increasingly morphed into a lucrative enterprise for criminal networks, including to facilitate refugees and migrants entering Chile through the Arica or Colchane border points,²²² and to cross from Colombia to Panama through the Darien, where they are exposed to mistreatment, dangerous sea/high-altitude routes, and other hazards.²²³ Collaboration with such smugglers and informal payment exchange mechanisms expose vulnerable populations to criminal networks, including in countries such as Bolivia,²²⁴ Peru²²⁵ and Ecuador²²⁶.

[214] *Global Report on Trafficking in Persons 2022* | UNODC https://www.unodc.org/documents/data-and-analysis/glotip/2022/GLOTIP_2022_web.pdf

[215] *Ibid.*

[216] *Ibid.*

[217] *It is necessary to consider analyzing the underreporting and low capacity of identification in these crimes as well as the additional risks that represent to refugees and migrants.* Ministry of Interior, Human Trafficking Observatory (30 June 2023), <http://bit.ly/3DehscY>

[218] *Data from the Public Prosecutor's Office in Chile*, <http://www.fiscaliadechile.cl/Fiscalia/estadisticas/index.do>

[219] See RMNA herein, various Human Trafficking national and sub-regional chapters.

[220] See herein Colombia, Peru, Chile and Caribbean Human Trafficking chapters of the RMNA 2023

[221] *Which is indicative of the smuggling of migrants.* UNHCR, Darien: Border Protection Monitoring Factsheet (August 2023), <https://data.unhcr.org/en/documents/download/102887>

[222] *For example, in Chile, 78% of refugees and migrants indicated having entered Chile through Arica or Colchane, where networks of human trafficking and smuggling mostly operate according to R4V Chile, Joint Needs Assessment (JNA) Chile 2023 (publication forthcoming).*

[223] See herein, RMNA chapters on Human Trafficking for Colombia and Central America and Mexico (particularly Panama).

[224] IOM, *Displacement Tracking Matrix (DTM) Pisiga, Round 1* (June 2023).

[225] National Police of Peru (PNP), *Dirección de Trata de Personas y Tráfico Ilícito de Migrantes (DIRCTPTIM)* (June 2023) and R4V Peru (GTRM), *JNA – Focus Group Discussions with Refugees and Migrants from Venezuela* (June 2023).

[226] U.S. Department of State, *Trafficking in Persons Report: 2023, Ecuador*, <https://www.state.gov/reports/2023-trafficking-in-persons-report/ecuador/>



© IOM - Gema Cortés

The lack of reliable information concerning services and rights significantly impacts Venezuelans in-transit. Over 50 per cent of refugees and migrants surveyed at the Pisiga-Colchane border point in Chile expressed difficulties accessing essential information, which would mitigate several protection risks.²²⁷ Similarly, in Peru, where approximately one-third of identified Venezuelan trafficking victims were trafficked for purposes of labour exploitation, there has been a rise in deceptive job opportunities being advertised to lure Venezuelans to Peru.²²⁸ Increasingly, online platforms are being exploited for recruitment purposes, with the

use of social networks by traffickers expanding their reach beyond borders.

Trafficking victims face numerous challenges to access protection services. For example, Ecuador faces challenges with complaint mechanisms, specialized services, and protection mechanisms for victims of trafficking. Meanwhile, in the Caribbean, language, financial, and administrative barriers further hinder trafficking victims' access to protection services, particularly affecting LGBTQI+ individuals and unaccompanied children.

[227] IOM, *DTM Pisiga, Round 1 (June 2023)*.

[228] See herein, *RMNA chapters on Humanitarian Trafficking in Peru*.



SHELTER

PEOPLE IN NEED (PIN)

CURRENTLY IN-DESTINATION

48.5% **3.16 M**

65.3%

VENEZUELAN
IN-TRANSIT

66.9%

OTHERS
IN-TRANSIT*

23.8%

PENDULAR**

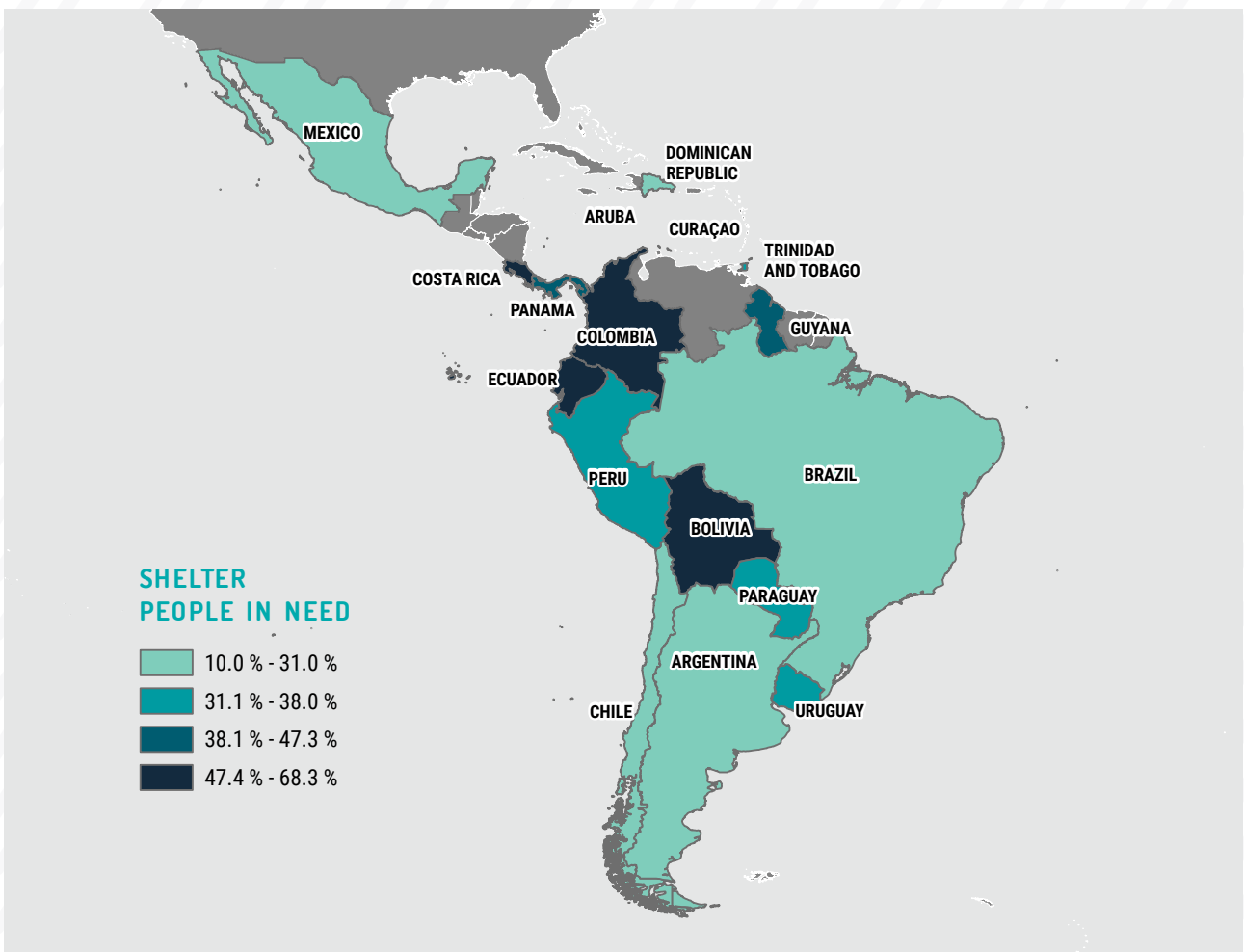
48.0%

COLOMBIAN
RETURNEES**

30.3%

AFFECTED HOST
COMMUNITIES

© Gema Cortes / IOM



POPULATION IN NEED BY AGE AND GENDER



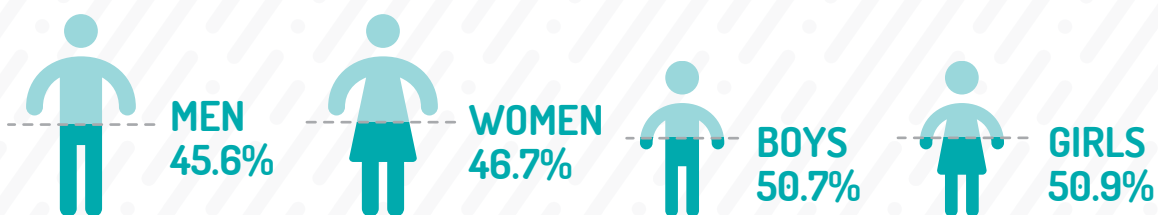
All percentages and absolute values used in maps, graphs and other infographics are, unless stated otherwise, based on the number of Venezuelan refugees and migrants in-destination, as reported in the August 2023 population update.

* "Others in-transit" include refugees and migrants of other nationalities in-transit in Bolivia, Colombia, Costa Rica, Ecuador, Panama and Peru.

** Venezuelans engaging in pendular movements and Colombian returnees only apply to Colombia.

COUNTRY	PEOPLE IN NEED (PIN)				
	CURRENTLY IN-DESTINATION		IN TRANSIT VENEZUELANOS	OTHERS*	AFFECTED HOST COMMUNITIES
BRAZIL	25.9%	123.7 K	25.9%	N/A	25.9%
CHILE	17.0%	75.5 K	N/A	N/A	9.5%
COLOMBIA	68.3%	1.98 M	84.3%	81.3%	59.7%
ECUADOR	49.4%	234.4 K	56.6%	56.6%	14.1%
PERU	36.1%	556.7 K	74.0%	74.0%	26.0%
CARIBBEAN	34.7%	74.0 K	N/A	N/A	35.9%
ARUBA	47.3%	8.1 K	N/A	N/A	47.3%
CURAÇAO	46.2%	6.5 K	N/A	N/A	46.2%
DOMINICAN REPUBLIC	31.0%	38.5 K	N/A	N/A	31.0%
GUYANA	44.0%	9.5 K	N/A	N/A	44.0%
TRINIDAD AND TOBAGO	31.6%	11.4 K	N/A	N/A	31.6%
CENTRAL AMERICA & MEXICO	25.4%	51.0 K	57.5%	60.4%	2.6%
COSTA RICA	50.0%	14.7 K	52.0%	52.0%	50.0%
MEXICO	10.0%	11.3 K	50.0%	N/A	N/A
PANAMA	43.0%	25.0 K	71.0%	71.0%	43.0%
SOUTHERN CONE	26.1%	71.6 K	68.0%	68.0%	4.8%
ARGENTINA	21.0%	46.3 K	N/A	N/A	4.1%
BOLIVIA	68.0%	10.8 K	68.0%	68.0%	1.9%
PARAGUAY	38.0%	2.0 K	N/A	N/A	7.9%
URUGUAY	38.0%	12.5 K	N/A	N/A	8.7%

PREVALENCE OF NEED BY AGE AND GENDER



All percentages and absolute values used in maps, graphs and other infographics are, unless stated otherwise, based on the number of Venezuelan refugees and migrants in-destination, as reported in the August 2023 population update.

* "Others in-transit" include refugees and migrants of other nationalities in-transit in Bolivia, Colombia, Costa Rica, Ecuador, Panama and Peru.

SHELTER

Shelter ranks among the top three priorities for refugees and migrants in most countries across the region,²²⁹ both for populations in-transit and for those with the intention to remain in their host countries.

Following economic instability and inflation in early 2023, the cost of living, including rental prices, has increased in most countries in the region.²³⁰ As a majority of Venezuelan refugees and migrants in-destination reside in rented accommodations,²³¹ the surge in rental costs has forced many to seek cheaper housing, often opting for more inadequate and remote options,²³² at times negatively impacting their living conditions and safety. As a result, more refugees and migrants than before live in inadequate housing. For example, in Colombia, 77 per cent of refugees and migrants surveyed in-destination consider their housing to be inadequate.²³³ The main reason reported for this – in countries across the region – is the inability to pay rent,²³⁴ usually the biggest monthly household

expenditure,²³⁵ representing more than half their income in countries like Ecuador.²³⁶ Xenophobia and discrimination are also a barrier to access shelter in countries like Chile, Ecuador, Colombia, Costa Rica and the Caribbean.²³⁷ Particularly vulnerable groups with specific shelter needs include indigenous peoples, persons with disabilities, and LGBTQI+ persons.²³⁸

Inadequate living conditions and constant threats of eviction for the population in destination can have an enormous impact on their access to livelihoods, services, and basic needs, and their overall well-being and quality of life. For example, many Venezuelan refugees and migrants in Peru are now living in more disaster-prone areas, after moving to less expensive and informal settlements in the northern regions of the country, where they have recently experienced the effects of flooding and resulting water-borne diseases throughout early 2023.²³⁹ These dynamics also expose refugees and migrants to overcrowded housing,²⁴⁰ higher levels of insecurity²⁴¹, lack of formal rental agreements²⁴², and risks of forced evictions.²⁴³

-
- [229] Through their respective JNAs, shelter was identified among refugees' and migrants' top three priority needs in Argentina, Uruguay, Paraguay, Bolivia, Panama, Costa Rica, Mexico, Ecuador, and Colombia.
- [230] Inflation reached 7.9% in 2022 in Latin America and the Caribbean, after several years of slow growth, with economies facing setbacks because of the COVID-19 pandemic. The World Bank (April 2023), <https://www.worldbank.org/en/region/lac/overview#1>. Slowing growth, high inflation, and global uncertainty mean that many people in the region will see their living standards decline this year and will likely face increased anxiety about their future. IMF (February 2023), <https://www.imf.org/en/Blogs/Articles/2023/02/01/latin-america-faces-slown-growth-and-high-inflation-amid-social-tensions>
- [231] According to the JNAs conducted in countries across the region, a majority of refugees and migrants from Venezuela in destination are renting: 86% of those in Chile, 91% in Ecuador, 93% in Peru, 73% in Argentina, and 62% in Uruguay.
- [232] Refugees and migrants surveyed in Peru report that they often change residences and neighborhoods. R4V Peru (GTRM), JNA - Focus Group Discussions with Refugees and Migrants from Venezuela (June 2023). In Uruguay, Venezuelans had to move to more precarious and more remote accommodations. R4V, JNA Workshop in Uruguay (July 2023).
- [233] This year, the GIFMM Multisector sector in Colombia designed an indicator to measure the level of adequate housing. R4V Colombia (GIFMM), Joint Needs Assessment (JNA) for the Population in Destination, 2023.
- [234] 49% of interviewed households in Ecuador and 43% of interviewed households in Argentina reported that they are not able to pay rent. R4V Ecuador (GTRM), JNA, 2023. OIM y Cruz Roja Argentina, DTM Argentina (December 2022), <https://dtm.iom.int/reports/argentina-informe-monitoreo-de-flujo-de-poblacion-venezolana-13-october-december-2022?close=true>.
- [235] Rent is the biggest expenditure for 53% of Venezuelan households in Brazil. R4V Brazil, JNA, July 2023. (Publication forthcoming). 60% of refugees and migrants in Argentina who received cash assistance in 2022 used it to cover shelter costs. 79% in Uruguay and Paraguay. UNHCR, Post-Distribution Monitoring: Argentina, Paraguay and Uruguay, 2022-2023.
- [236] R4V Ecuador (GTRM), JNA, 2023
- [237] See these respective countries' and sub-regions' Shelter Sector chapters within the RMNA herein.
- [238] See, for example, the RMNA Caribbean Shelter Sector chapter herein.
- [239] During the recent flooding emergency in Peru, of the one third of people interviewed who had suffered damage to their property or were left without shelter due to heavy rainfalls, 40% were refugees and migrants. HIAS, Rapid Needs Assessment for Climate Emergency (2023).
- [240] For example, 45% of refugee and migrant households interviewed in Ecuador live in overcrowded conditions – R4V Ecuador (GTRM), JNA, 2023.
- [241] Insecurity was a key concern among refugees and migrants regarding their housing situation in Ecuador and Colombia. R4V Ecuador (GTRM), JNA, 2023; R4V Colombia (GIFMM), Joint Needs Assessment (JNA)
- [242] Rental agreements are a major barrier in countries such as Colombia, Peru, Chile, and the Southern Cone sub-region.
- [243] In Colombia, 28% of surveyed households considered themselves at risk of eviction in the three months prior to the survey. GIFMM, JNA for the Population in Destination, 2023. In the Dominican Republic, so far in 2023, an R4V partner has received multiple requests every month for legal interventions and cash support to prevent evictions. R4V, Joint Needs Analysis Workshop: Dominican Republic (May 2023).

For example, in Costa Rica, the number of refugees and migrants who reported they were at risk of being evicted increased from 3 per cent in 2022 to 22 per cent in 2023.²⁴⁴

For the population in-transit, finding a place to spend the night on their journeys remains a top priority, especially in countries like Chile,²⁴⁵ Ecuador,²⁴⁶ Mexico²⁴⁷ and Costa Rica.²⁴⁸ Arrivals of refugees and migrants to countries like Brazil, Panama and Costa Rica gravely intensified in 2023,²⁴⁹ driving an increased need for adequate temporary collective shelter, as the population in transit has surpassed limited existing shelter capacities, both in border and in urban areas.²⁵⁰ For example, the Government of Brazil and R4V partners activated a contingency plan to reopen over 500 additional bed spaces in shelters in Roraima to accommodate new arrivals in the first semester of 2023.²⁵¹ In countries like Brazil, Colombia, Mexico, Panama and Costa Rica,

up to 76 per cent of refugees and migrants in-transit surveyed report they are not sure where they will spend the next night, and many resort to sleeping in the streets or in public spaces during their journeys.²⁵²

Refugees and migrants from Venezuela also face substantial difficulties accessing essential household items for day-to-day dignified living, such as cooking supplies and bedding. According to travel groups surveyed in-transit in Colombia, some of the most required household items are those for climate comfort/environmental protection (including sunscreen, thermal blanket, gloves, etc.) which are needed by 89 per cent of the population, and clothing or footwear, which are needed by 77 per cent.²⁵³ Meanwhile, in Brazil, 42 per cent of households surveyed in destination lack furniture.²⁵⁴

[244] UNHCR, *High Frequency Survey, Costa Rica (May-June 2023)*.

[245] 30% of new arrivals had problems finding accommodation in Chile. IOM Chile, (DTM) *Colchane, Chile (June to December 2022)* (July 2023), https://chile.iom.int/sites/g/files/tmzbdl906/files/documents/2023-07/informe-dtm_colchane.pdf

[246] 23% of refugees and migrants report that finding a place to sleep is a key challenge during their travels. IOM, *DTM Round 15 (December 2022)* <https://ecuador.iom.int/es/dtm-ronda-15>

[247] 46% of people in transit in Mexico ranked shelter as their second greatest need. IOM, *DTM- Tapachula, Tenosique, Ciudad Juárez, Tijuana, Reynosa y Matamoros, 2023*. <https://mexico.iom.int/es/matriz-de-seguimiento-del-desplazamiento-dtm>

[248] 50% of refugees and migrants in transit identify shelter as one of their main needs. UNHCR, *High Frequency Survey, Costa Rica (January-June 2023)*.

[249] *R4V, Movement Report, First Quarter 2023*, <https://www.r4v.info/en/movements-report-q1-2023>

[250] *For example, when refugees and migrants were stranded in Tacna in April 2023, hundreds of them were sleeping in the streets. Encuentros/DRC (April 2023). Evaluación Rápida de las Necesidades de Protección en Tacna, Perú*. <https://www.encuentros-sjs.org/2023/05/16/evaluacion-rapida-de-las-necesidades-de-proteccion-en-tacna-peru-abril-2023/>

[251] *R4V, Movements Report: Second Quarter 2023 (August 2023)*, <https://www.r4v.info/en/movements-report-q2-2023>.

[252] *In Colombia, 76% of travel groups interviewed for the JNA in transit were not sure where they would spend the night after their interviews. GIFMM, JNA for the Population in Transit and Pendular Movements, 2023. In Brazil, as of May 2023, there are at least 600 homeless refugees and migrants in Roraima, and about 3,000 living in informal settlements in the northern border area. R4V Brazil, JNA (July 2023). In Costa Rica, an estimated 3,200 refugees and migrants interviewed by IOM were sleeping in public places as of June 2023. IOM, DTM Costa Rica (June 2023). In Mexico, 26% of the Venezuelan population reported that they were homeless. UNHCR Protection Monitoring, Mexico. In Panama, refugees and migrants interviewed by UNHCR after crossing through the Darien reported that they had slept from 2-12 nights in the jungle.* <https://storymaps.arcgis.com/collections/9e21ecc9102743d6b98da40bce8d9a44?item=1>

[253] *R4V Colombia (GIFMM), JNA with the Population in Transit and Pendular Movements, 2023*.

[254] *R4V Brazil, JNA, 2023 (publication forthcoming)*.



WASH

PEOPLE IN NEED (PIN)

CURRENTLY IN-DESTINATION

43.3%

2.83 M

59.4%

VENEZUELAN
IN-TRANSIT

64.7%

OTHERS
IN-TRANSIT*

43.2%

PENDULAR**

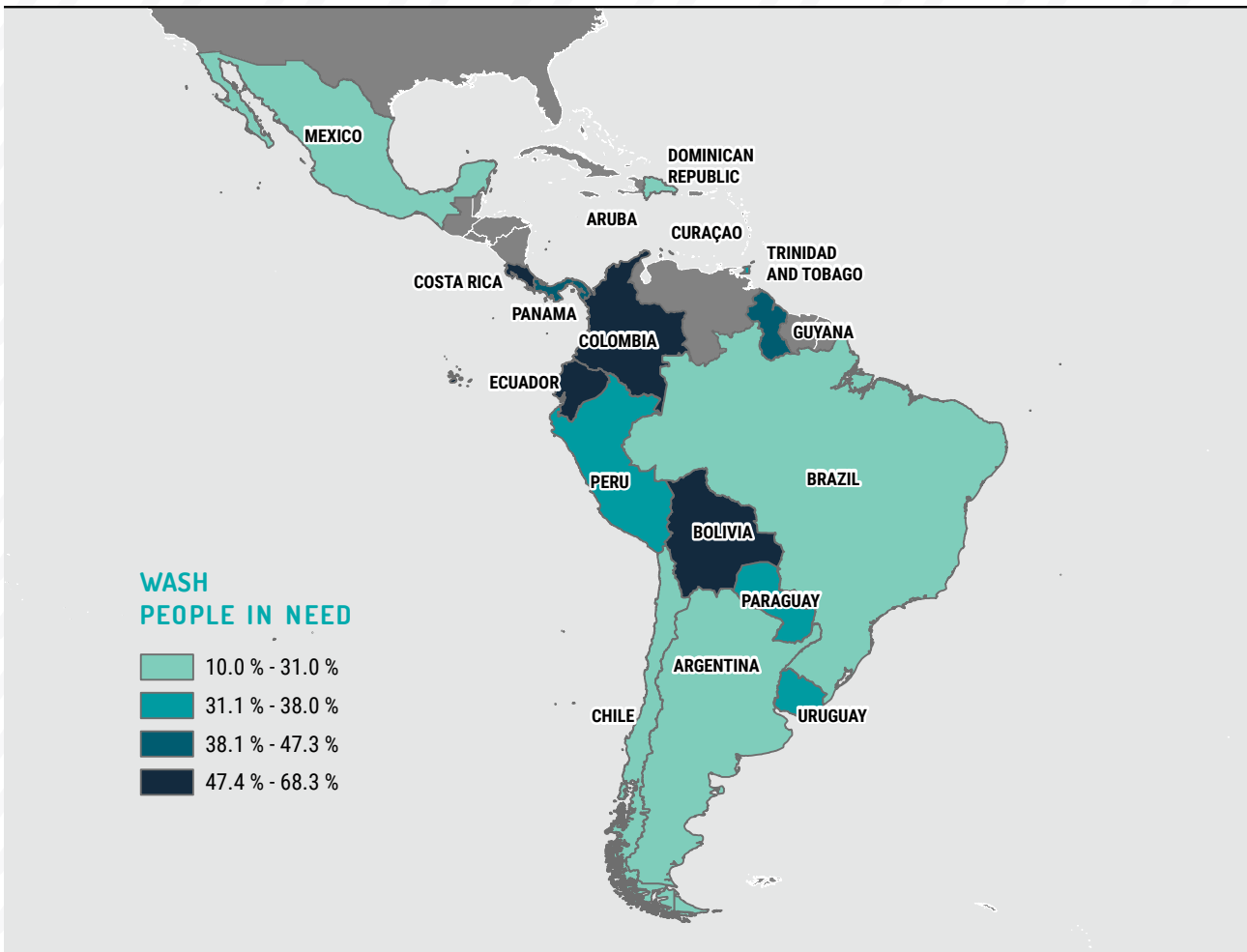
51.5%

COLOMBIAN
RETURNEES**

29.6%

AFFECTED HOST
COMMUNITIES

© Gema Cortes / IOM



POPULATION IN NEED BY AGE AND GENDER



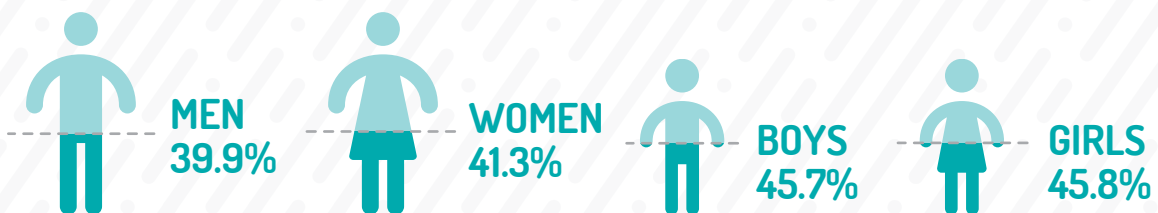
All percentages and absolute values used in maps, graphs and other infographics are, unless stated otherwise, based on the number of Venezuelan refugees and migrants in-destination, as reported in the August 2023 population update.

* "Others in-transit" include refugees and migrants of other nationalities in-transit in Bolivia, Colombia, Costa Rica, Ecuador, Panama and Peru.

** Venezuelans engaging in pendular movements and Colombian returnees only apply to Colombia.

COUNTRY	PEOPLE IN NEED (PIN)				
	CURRENTLY IN-DESTINATION		IN TRANSIT VENEZUELANOS	OTHERS*	AFFECTED HOST COMMUNITIES
BRAZIL	17.0%	81.2 K	17.0%	N/A	17.0%
CHILE	15.6%	69.5 K	N/A	N/A	6.0%
COLOMBIA	67.8%	1.96 M	72.7%	75.7%	61.8%
ECUADOR	51.6%	245.1 K	38.3%	38.3%	32.2%
PERU	21.5%	331.5 K	94.0%	94.0%	19.0%
CARIBBEAN	28.2%	60.1 K	N/A	N/A	28.5%
ARUBA	26.6%	4.5 K	N/A	N/A	26.6%
CURAÇAO	25.5%	3.6 K	N/A	N/A	25.5%
DOMINICAN REPUBLIC	31.0%	38.5 K	N/A	N/A	31.0%
GUYANA	47.5%	10.3 K	N/A	N/A	47.5%
TRINIDAD AND TOBAGO	8.7%	3.1 K	N/A	N/A	8.7%
CENTRAL AMERICA & MEXICO	7.1%	14.2 K	54.4%	62.2%	10.3%
COSTA RICA	23.0%	6.8 K	52.0%	52.0%	23.0%
MEXICO	4.0%	4.5 K	15.0%	N/A	10.2%
PANAMA	5.0%	2.9 K	100.0%	75.0%	5.0%
SOUTHERN CONE	22.5%	61.8 K	36.0%	36.0%	16.3%
ARGENTINA	21.0%	46.3 K	N/A	N/A	20.0%
BOLIVIA	36.0%	5.7 K	36.0%	36.0%	13.9%
PARAGUAY	10.1%	538	N/A	N/A	8.8%
URUGUAY	28.0%	9.2 K	N/A	N/A	1.6%

PREVALENCE OF NEED BY AGE AND GENDER



All percentages and absolute values used in maps, graphs and other infographics are, unless stated otherwise, based on the number of Venezuelan refugees and migrants in-destination, as reported in the August 2023 population update.

* "Others in-transit" include refugees and migrants of other nationalities in-transit in Bolivia, Colombia, Costa Rica, Ecuador, Panama and Peru.

WASH

The 2023 findings from JNAs across the region identified that refugees and migrants face inadequate access to basic water and sanitation services, affecting both in-destination and in-transit populations, as well as those undertaking pendular movements across the borders between Venezuela and Colombia, Brazil and Guyana.

Refugees and migrants often live in overcrowded conditions in peri-urban and rural areas, leading to increased risks of water-borne diseases and water scarcity. In the northern region of Brazil, 40 per cent of refugee and migrant households lacking access to proper sewage systems reported having experienced diarrhea or dysentery in the three weeks prior to being interviewed, further exposing vulnerable groups including children and pregnant and lactating women.²⁵⁵ Similarly, in informal settlements in Colombia, 58 percent of Venezuelan households do not have regular access to water, 53 percent have toilets outside their homes, and 39 per cent reported open defecation practices.²⁵⁶ Meanwhile, in Ecuador and Peru, 22 per cent²⁵⁷ and 23 per cent²⁵⁸ of Venezuelan households, respectively, lack consistent access to water via public networks. These conditions are exacerbated in areas prone to extreme weather events connected to climate change, like northern Peru, where heavy rainfall and flooding in 2023 disproportionately worsened water scarcity for vulnerable populations, including refugees and migrants.²⁵⁹

Refugees and migrants in-transit encounter additional challenges accessing essential WASH services. For example, in-transit populations crossing the Darien are confronted with severe challenges related to

dehydration and basic hygienic requirements. Owing to the significantly overwhelmed reception capacities at the migration reception centres (ERMs) in Panama, which receive more than 2,500 individuals per day, available potable water and other WASH facilities operate far beyond their capacities, at times unable to provide needed water and hygiene services.²⁶⁰ According to a monitoring exercise carried out in Panama, Costa Rica and Colombia, the operational capacity of sanitation and drinking water services have been exceeded at multiple points along this transit route.²⁶¹ Similarly, in Bolivia, Chile, Colombia, Ecuador and Peru, surveys also indicate water as one of the primary needs of refugees and migrants while in-transit. For example, 56 per cent of travel groups in Colombia reported needing water and 14 per cent, sanitation.²⁶²

With increasing arrivals in many border and rural areas, the high demand for services has generated stress on pre-existing WASH facilities, including those in public institutions, such as schools and health care facilities and shelters. Indigenous communities have experienced negative effects on their water resources, which are used as a primary hydration source by refugees and migrants in Guyana²⁶³ and Panama.²⁶⁴

Another challenge identified by refugees and migrants relates to access to hygiene supplies. In Panama, it is estimated that at least 30 percent of the population in-transit needs hygiene and dignity kits for vulnerable groups.²⁶⁵ Women and girls across the region reported limited availability of menstrual hygiene items, financial barriers and inadequate facilities, which negatively impact their health, dignity, and quality of life. In Colombia, 57 per cent of the in-transit population²⁶⁶

[255] *Ibid.* See also UNICEF, *Inter-sector and Multi-partner Rapid Survey Focusing on the Needs of Children and Adolescents in Roraima and Amazonas*

[256] Colombia WASH Sector, *permanent baseline data from 2022-2023*, <https://shorturl.at/ho159>

[257] R4V Ecuador (GTRM), *JNA, 2023*

[258] INEI, *ENPOVE Survey 2022 (January 2023)*, https://www.r4v.info/es/document/INEI_ENPOVE_2022

[259] HIAS, *Evaluación Rápida de Necesidades ante la Emergencia Climática, 2023*

[260] *Medecins sans frontieres (MSF), "Pregnant, diabetic and people with disabilities: migrants crossing the Darien are increasingly more vulnerable"* (June 2023), <https://www.msf.es/noticia/cada-vez-mas-vulnerables-migrantes-darien>

[261] UNICEF and IMMAP 2023, *Monitoreo de Flujos Migratorios Mixtos y su Acceso a Servicios en Necoclí - Panamá - Costa Rica*

[262] R4V Colombia (GIFMM), *Characterization of Mixed Movements through Central and North America (February 2023)*, https://www.r4v.info/sites/default/files/2023-02/0223_2_JNA_Movimientos%20Mixtos%20hacia%20Centro%20y%20Norteamerica_NECOCL%C3%8D_compressed%20%285%29.pdf

[263] R4V Partners' observations on Missions to Remote Regions of Guyana, 2023.

[264] See, e.g., Government of Panama, *News Release: Contamination and Illegal Hunting: Effects of Migration in Darien National Park (October 2022)*, <https://www.miambiente.gob.pa/contaminacion-y-caceria-ilegal-efectos-de-la-migracion-en-el-parque-nacional-darien/>; ECO TV, *Contamination in Darien Aggravated by Transit of Migrants (July 2023)*, <https://www.ecotvpanama.com/en-contexto/programas/contaminacion-darien-se-agrava-paso-migrantes-n5905950>

[265] IOM, *DTM: Flow Monitoring, Panama, 2022*, <https://panama.iom.int/es/dtm-monitoreo-de-flujos-migratorios-en-panama>

[266] R4V Colombia (GIFMM), *JNA for the Population in Transit and Pendular Movements, 2023*.

and 40 percent of households in-destination reported difficulties accessing menstrual hygiene items.²⁶⁷ New arrivals in Chile and refugees and migrants in-transit in Bolivia struggle to purchase supplies and access hygiene services.²⁶⁸

Multiple JNAs from across the region also highlight significant concerns stemming from inadequate waste management and sanitation conditions for

refugee and migrant households. Informal settlements in Brazil, Chile,²⁶⁹ Colombia, and Peru²⁷⁰ where high concentrations of refugees and migrants live amidst vulnerable host communities reported a lack of sustainable waste management practices, exposed to vector-borne diseases, leading to adverse effects on their health, well-being and the environment.



[267] R4V Colombia (GIFMM), JNA for the Venezuelan Population in Destination, 2023.

[268] UN Women, Análisis de Género: Contexto Migratorio Frontera Norte de Chile, Santiago, 2023, <https://lac.unwomen.org/es/digital-library/publications/2023/04/analisis-de-genero-contexto-migratori>

[269] El País, Casi 150 personas condenadas a instalarse en un "campamento": Chile cuadruplica sus barriadas informales en 12 años (17 March 2023), <https://elpais.com/chile/2023-03-17/al-menos-150-familias-condenadas-a-instalarse-en-un-campamento-cada-dia-chile-cuadruplica-sus-barriadas-informales-en-12-anos.html>

[270] R4V Peru (GTRM), JNA - Basic Needs Sector Workshop (21 June 2023).

CASH AND VOUCHER ASSISTANCE (CVA)

Lack of sufficient income prevents refugees and migrants from Venezuela from meeting their basic needs, accessing essential services and fundamental rights, and hinders their social and economic integration. The context in the region, highlighted by only gradually declining inflation rates²⁷¹ and slow economic recovery, exacerbates the challenges faced by refugees and migrants in-destination, as well as in-transit, due to rising costs of living and limited opportunities for income generation. Refugees and migrants are overrepresented in the lowest income groups and in the informal sector, and they continue to face administrative, financial, and legal barriers to accessing social protection and employment.²⁷² Recent extreme weather events and the El Niño phenomenon have also exacerbated the needs of refugees and migrants.

Cash and voucher assistance (CVA) remains the preferred modality of assistance among refugees and migrants, both in-transit and in-destination, to address their priority needs. Cash was the preferred modality to address the primary needs of Venezuelan households across the region. For example, in Colombia, it was preferred by 77 per cent of those in need of housing, 63 per cent of those in need of employment, and 61 per cent of those in need of food.²⁷³

For refugees and migrants, needs are multi-sectoral, with food security remaining the highest priority in several countries (87 per cent in Colombia, 82 per cent in Ecuador) followed by shelter and livelihoods.²⁷⁴ Safe and affordable transportation was also highlighted as a significant need for all population groups, since a lack of local transportation prevents them from accessing basic services, such as education, livelihoods and regularization opportunities, and medical care.²⁷⁵

Needs also vary depending on the length of time in the country and legal status, including the level of regularization/integration achieved in host countries, with those in-transit and in an irregular situation remaining particularly vulnerable. While in-transit populations are in considerable need of basic income support, CVA tends to be lower for this group.²⁷⁶ For example, in Colombia, while 88 per cent of in-transit refugees and migrants state lacking resources for their journeys, only 2 per cent received some form of CVA between April and May 2023.²⁷⁷

As a result of lack of income, **many refugees and migrants face greater food insecurity and resort to negative coping mechanisms that affect their safety and dignity and increase protection risks, in exchange for access to essential goods, including food.** In Ecuador,

[271] With the exception of Argentina. For a regional overview, see: [IME](#) (March 2023).

[272] In Peru, for example, only 19% of working Venezuelans hold formal employment contracts. INEI, ENPOVE Survey 2022 (January 2023), https://www.r4v.info/es/document/INEI_ENPOVE_2022.

[273] R4V Colombia (GIFMM), JNA for the Venezuelan Population in Destination, 2023.

[274] *Ibid.*; and R4V Ecuador (GTRM), JNA, 2023.

[275] For example, 44% of refugees and migrants recently arriving to Chile from Bolivia reported that they had insufficient funds to pay for transportation to their final destinations. IOM, DTM Pisiga (June 2023).

[276] CALP, *People Are on the Move: Can the World of CVA Keep Up?* (September 2022), <https://www.calpnetwork.org/publication/people-are-on-the-move-can-the-world-of-cva-keep-up-analysis-of-the-use-of-cva-in-the-context-of-human-mobility-in-the-americas/> and open consultation with Regional Cash Working Group leaders in quarterly CWG Américas / CALP Network / R4V (August 2023).

[277] R4V Colombia (GIFMM), JNA for the Population in Transit and Pendular Movements, 2023.

surveyed individuals reported borrowing money from friends and family (62 per cent), not paying rent for months (25 per cent) and reducing the quantity and quality of meals to cover their most basic needs.²⁷⁸ This, in turn, has negative consequences on refugees' and migrants' health and increases their potential exposure to violence, including GBV,²⁷⁹ with indigenous peoples, women, girls, and LGBTQI+ persons facing the greatest protection risks²⁸⁰.

Finally, **refugees and migrants are often excluded from or face barriers to access national and sub-national social protection systems.** Despite some advances in regularization, pursuant to which refugees and migrants have gained access to essential services, this has yet to translate into effective access to basic services, the ability to secure formal employment and statutory social assistance for most refugees and migrants.²⁸¹



[278] Food insecure families reduced the quality of food (92%) and number of meals consumed per day (77%). R4V Ecuador (GTRM), JNA, 2023.

[279] Limited economic opportunities increase the risk of GBV, as people, particularly women and girls, remain financially dependent on abusive partners or become vulnerable to engaging in survival sex. See, for example, Caribbean RMNA GBV Sub-sector chapter herein, Curaçao R4V National Platform Members' Observations, 2023.

[280] See RMNA Protection Sector and GBV Sub-sector chapters herein.

[281] See RMNA Colombia chapter herein, including the CVA text box.

BRAZIL



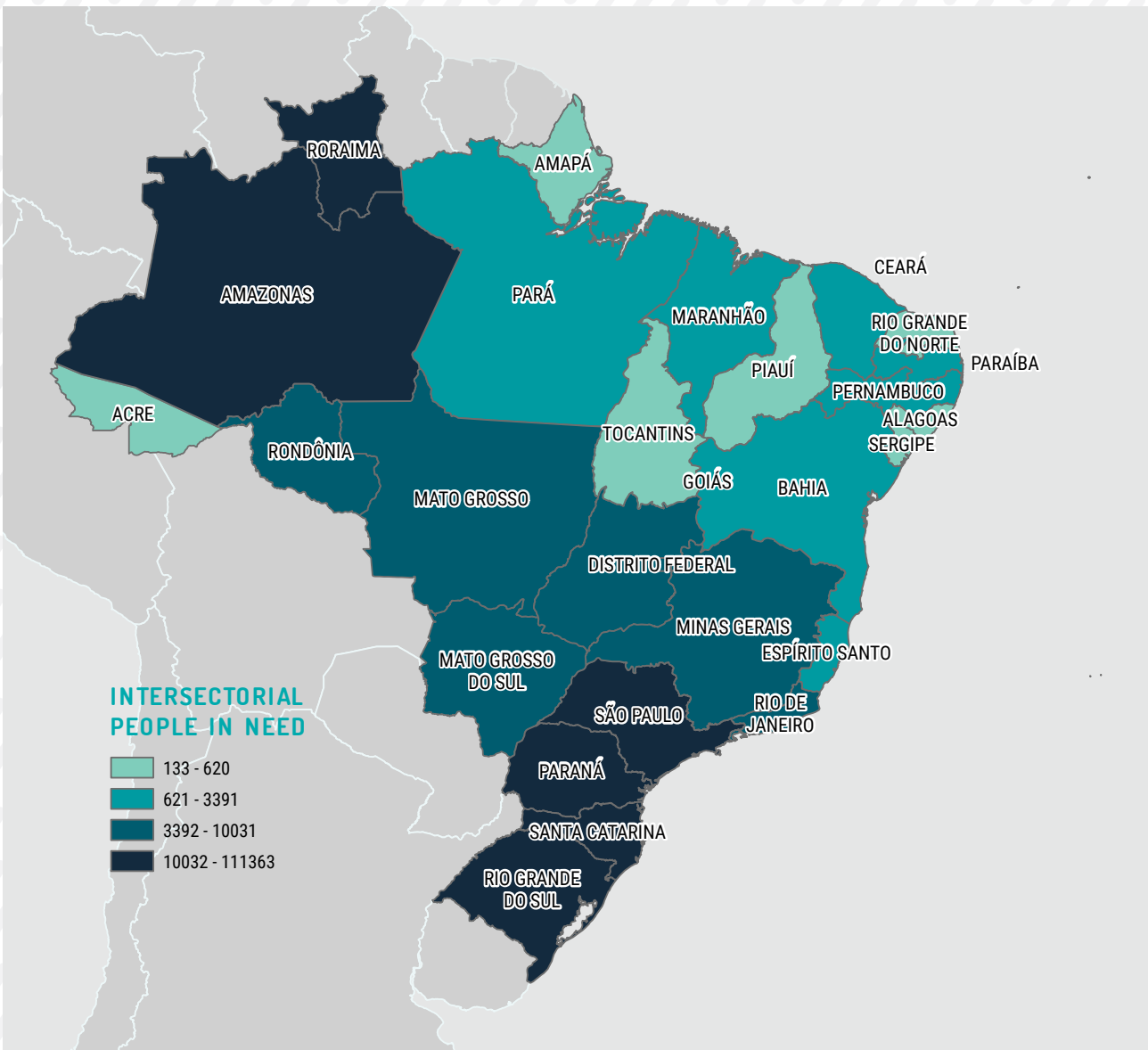
BRAZIL AT A GLANCE

PEOPLE IN NEED (PIN)

76.5% 365.4 K
CURRENTLY IN-DESTINATION

76.5%
VENEZUELAN IN-TRANSIT


62.5%
AFFECTED HOST COMMUNITIES
















POPULATION IN NEED BY AGE AND GENDER



All percentages and absolute values used in maps, graphs and other infographics are, unless stated otherwise, based on the number of Venezuelan refugees and migrants in-destination, as reported in the August 2023 population update.

PEOPLE IN NEED (PIN)				
SECTOR	IN-DESTINATION		IN TRANSIT	AFFECTED HOST COMMUNITIES
	76.5%	365.4 K	76.5%	62.5%
	32.6%	155.7 K	32.6%	32.6%
	52.0%	248.3 K	52.0%	52.0%
	14.2%	67.8 K	14.2%	14.2%
	13.4%	64.0 K	13.4%	2.2%
	39.8%	190.0 K	39.8%	39.8%
	10.0%	47.7 K	10.0%	10.0%
	72.0%	343.8 K	72.0%	38.0%
	24.4%	116.5 K	24.4%	16.9%
	17.1%	81.7 K	17.1%	17.1%
	12.4%	59.2 K	12.4%	12.4%
	25.9%	123.7 K	25.9%	25.9%
	17.0%	81.2 K	17.0%	17.0%

LEGEND

-  Intersector
-  Education
-  Food Security
-  Health
-  Humanitarian Transportation
-  Integration
-  Nutrition
-  Protection
-  Child Protection
-  Gender-Based Violence (GBV)
-  Human Trafficking & Smuggling
-  Shelter
-  WASH

COUNTRY OVERVIEW

To identify the priority needs of refugees and migrants from Venezuela in Brazil, R4V partners carried out a joint needs assessment (JNA) which included an inter-agency primary data collection exercise, complemented by a secondary data review (SDR).²⁸² The JNA survey was conducted between June and July 2023, based on phone interviews, using contacts from R4V partners, CADÚnico,²⁸³ and Operation Welcome's (*Operação Acolhida*²⁸⁴) information management system *Acolhedor*, among other databases. Fifty-seven Brazil R4V platform partners, including 14 UN agencies and 43 NGO partners, were directly involved in the JNA process. The survey covered a total of 812 Venezuelan households, selected based on a stratified sampling by state, reaching a total population of 3,311 refugees and migrants in-destination. Most households were headed by men (55 per cent) and consisted of 5.3 members on average. Seventy-one per cent of surveyed households include children.

The JNA findings highlight that, in spite of the intention of the vast majority of Venezuelans (87 per cent)²⁸⁵ to remain and integrate in Brazil, they continue to encounter significant obstacles when it comes to enjoying their basic rights and accessing public services in the country. The main needs identified concern their

access to education, health, food security, protection, integration, and shelter.

Despite the right for all children in Brazil to access public primary education, the JNA indicated that 15 per cent of Venezuelan school-age children are not enrolled in schools.²⁸⁶ This deprives them of fundamental development opportunities and exposes them to risks of child labour, economic exploitation, early unions, and pregnancy, among others. The percentage of out-of-school Venezuelan children is even higher among households in Roraima and Amazonas states (25 per cent)²⁸⁷ and for children who arrived in Brazil in 2023 (36 per cent).²⁸⁸

In terms of health, 59 per cent of surveyed Venezuelan households reported having medical care needs.²⁸⁹ Among them, 24 per cent faced challenges accessing treatment due to reasons such as delays in service provision (73 per cent), lack of required specialists (23 per cent), or an inability to pay for private health services that are unavailable in public health facilities due to limited infrastructure and available healthcare professionals (24 per cent).²⁹⁰

The economic situation of refugees and migrants from Venezuela remains challenging, with 44 per cent

[282] *R4V Brazil, Joint Needs Assessment (JNA) 2023 (publication forthcoming). All Venezuelans interviewed had previous contact with either R4V partners and/or the Government of Brazil's Operation Welcome.*

[283] *The Unified Registry for Social Programs of the Brazilian government (CADÚnico) is a system managed by the Ministry of Social Development and Assistance, Family and Fight against Hunger that allows the identification and socio-economic characterization of low-income families. This information can be used for social programs and policies geared towards such families. The Unified Registry database allows the government to understand exactly which segments of the population are the poorest and most vulnerable.*

[284] *Operação Acolhida (Operation Welcome) is the Government of Brazil's humanitarian response to the arrival of refugees and migrants from Venezuela. It includes three main pillars: border management (reception, identification, health checks, immunization, documentation of legal status and screening of refugees and migrants upon entry to the country in the city of Pacaraima/Roraima); humanitarian assistance (sheltering vulnerable refugees and migrants, providing meals, facilities for personal hygiene, orientation, training and leisure activities, and basic health care) and internal relocation (voluntary, safe and orderly relocation of refugees and migrants in vulnerable situations located in the states of Amazonas and Roraima to other cities in Brazil). Its goals are to offer Venezuelans better options for joining the labour market, access to public services and inclusion in host communities in destination states and municipalities, all in an effort to broaden their possibilities for social, economic and cultural integration.*

[285] *R4V Brazil, JNA, 2023 (publication forthcoming).*

[286] *Ibid.*

[287] *Ibid.*

[288] *Ibid.*

[289] *Ibid.*

[290] *Ibid.*



IOM - Gema Cortés

of households earning the Brazilian minimum wage (USD 280) or less,²⁹¹ impacting their ability to meet their most basic needs, especially food and rent. As a result, about half of Venezuelan households in Brazil experience some level of food insecurity, with women-headed households, and households with persons with disabilities or afro-descendant members being disproportionately impacted (63, 60 and 59 per cent, respectively).²⁹²

As concerns shelter and WASH, the JNA identifies 24 per cent of surveyed Venezuelans reporting an uncertainty about where they will live in the next months. High rates of housing insecurity were reported in the northern region (31 per cent) and highest among those entering the country in 2023 (37 per cent).²⁹³ Despite eight temporary shelters established by Operation Welcome in Roraima State (with a capacity of nearly 9,400 people), an estimated 600 refugees and migrants were in a situation of homelessness as of May 2023. In addition, over 3,000 live in spontaneous settlements in Roraima, without access to adequate WASH

services such as potable water, hygiene and cleaning products.²⁹⁴ Being in a situation of homelessness increases their vulnerability to various other threats such as health risks and exposure to violence, sexual exploitation, trafficking, and can trigger negative coping mechanisms, including begging and survival sex.

The JNA findings also highlight the vulnerability of indigenous refugees and migrants, who represent 6 per cent of the households surveyed and 3 per cent of the Venezuelan population in Brazil. Compared to the overall Venezuelan population, they have higher rates of food insecurity (58 per cent vs 52 per cent), healthcare needs (75 per cent vs 59 per cent) and out-of-school children (21 per cent vs 15 per cent).²⁹⁵ Language barriers and limited formal education of adults (indigenous refugees and migrants are 5 times more likely to have no formal education when compared to the general refugee and migrant population²⁹⁶) significantly affect their prospects for successful integration.

[291] *Ibid.*

[292] *Ibid.*

[293] *Ibid.* Housing insecurity for the purposes of the Brazil JNA was defined as those who do not have ensured access to housing in the next 3 months.

[294] IOM, Report on the Venezuelan refugee and migrant population living out of shelters in Pacaraima (May 2023), https://brazil.iom.int/sites/g/files/tmzbd11496/files/documents/2023-06/informe_pop-venezuelana-fora-de-abrigos_pacaraima_mai23.pdf.

[295] R4V Brazil, JNA 2023 (publication forthcoming).

[296] *Ibid.*

[297] INEP, Censo Escolar 2022, <https://www.gov.br/inep/pt-br/areas-de-atuacao/pesquisas-estatisticas-e-indicadores/censo-escolar/resultados/2022>.

EDUCATION



	PEOPLE IN NEED		♂	♀	♂	♀
	CURRENTLY IN-DESTINATION	155.7 K 32.6%	10.9%	9.7%	40.7%	38.7%
VENEZUELAN IN-TRANSIT		32.6%	10.9%	9.7%	40.7%	38.7%
AFFECTED HOST COMMUNITIES		32.6%	10.9%	9.7%	40.7%	38.7%

According to the 2022 School Census, 72,930 Venezuelan children and youth are enrolled in the Brazilian education system.²⁹⁷ Although free access to public education in Brazil is guaranteed by law, 15 per cent of school-aged Venezuelan children (6-17 years old) are not attending school.²⁹⁸ Out-of-school rates vary according to different factors, such as age, gender, location, and year of arrival to Brazil. For instance, 30 per cent of adolescents aged 15-17 years old are out of school (against 6.3 per cent for Brazilians in the same age group²⁹⁹), as well as 10 per cent of children aged 6-14 years old³⁰⁰ (against 0.3 per cent of Brazilians in the same age group³⁰¹), with a higher share of out-of-school adolescent girls (35 per cent) compared to adolescent boys (25 per cent).³⁰² School dropout rates are also higher in Roraima and Amazonas, with 25 per cent of all refugee and migrant school-aged children and 47 per cent of adolescents aged 15-17 years old not accessing education.³⁰³ These indicators are even higher for those who arrived in Brazil in 2023, with 36 per cent of all school-aged children and 48 per cent of adolescents aged 15-17 not attending school.³⁰⁴

Nonetheless, the most critical scenario is observed among children who live in shelters provided by Operation Welcome in Boa Vista, with 63 per cent not enrolled in schools, as of March 2023.³⁰⁵

According to the JNA, the main barriers to access education for school-aged children up to the age of 14 include the decision of families to enroll them in school only upon arrival at their final destination in Brazil (28 per cent), the lack of available slots in local schools (27 per cent), the lack of documentation to validate Venezuelan schooling records (15 per cent), the inability of households to purchase school supplies (5 per cent), and missing transportation from/to schools (3 per cent).³⁰⁶ As for adolescents aged 15-17, the main reasons they are not in school include the decision to discontinue their studies (17 per cent), the lack of documentation to validate Venezuelan certificates (15 per cent), the decision to enroll in school only after reaching their final destinations (14 per cent), or to look for a job instead of continuing to study (7 per cent), but also early pregnancy or caretaking of younger family members (7 per cent).³⁰⁷

[298] R4V Brazil, JNA 2023 (publication forthcoming)

[299] IBGE, Brazilian National Household Survey, 2022. <https://painel.ibge.gov.br/pnadc/>

[300] R4V Brazil, JNA 2023 (publication forthcoming).

[301] IBGE, Brazilian National Household Survey, 2022. <https://painel.ibge.gov.br/pnadc/>

[302] R4V Brazil, JNA 2023 (publication forthcoming).

[303] *Ibid.*

[304] *Ibid.*

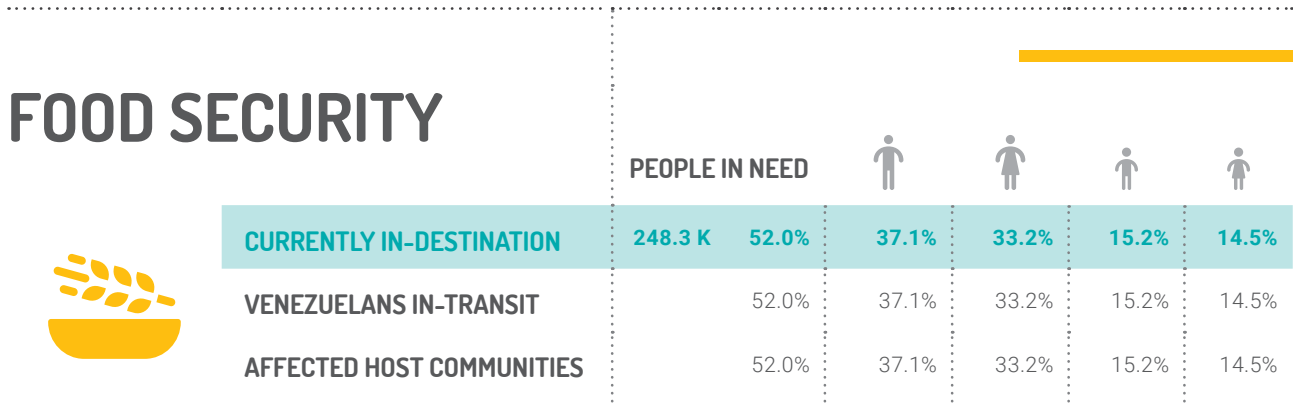
[305] UNHCR, *Relatório Situacional – Educação (March 2023)*. This is likely due to several factors, including that Operation Welcome shelters are concentrated in areas where schools have very few available enrollment slots and are already over capacity; most refugees and migrants in these shelters are new arrivals who wait to enroll their children in schools until arriving at their destinations elsewhere in Brazil; and the profiles of Venezuelans in shelters include people with disabilities, chronic illnesses, and indigenous peoples, all of whom are profiles of children who facing greater challenges with school enrollment.

[306] R4V Brazil, JNA 2023 (publication forthcoming).

[307] *Ibid.*

In the case of indigenous adolescents aged 15-17, the dropout rate reaches an alarming rate of 50 per cent (compared to a national average of 30 per cent) with all respondents indicating that they willingly discontinued their studies.³⁰⁸ According to R4V partners observations, this is owed to an absence of adaptive and inclusive teaching approaches or transitory schools, as well as tailored materials for culturally diverse populations, impeding the integration and development of indigenous Venezuelan children, further affecting the economic opportunities in the future.

Lastly, the JNA also found that 87 per cent of refugees and migrants from Venezuela aged 18-24 do not engage in tertiary education, which is largely owed to a precarious economic situation and a need to prioritize work over studies (35 per cent).³⁰⁹ This, coupled with an absence in effective public policies for the validation of academic degrees and diplomas obtained abroad,³¹⁰ impedes labour inclusion of young Venezuelan professionals in the country.



Significant levels of food insecurity persist in Brazil, posing a particular challenge for refugees and migrants from Venezuela. In 2022, 70 million people - 33 per cent of the Brazilian population - were in a state of moderate or severe food insecurity, and 21 million (10 per cent) faced hunger in Brazil.³¹¹ This is a major increase from 2016, when 4 million people were affected by hunger in Brazil (2 per cent of the population) and 38 million were living with some degree of food insecurity (18 per cent).³¹²

According to the 2023 JNA, the conditions of refugees and migrants in Brazil are even worse. Fifty-two per cent of households surveyed reported that they struggled to obtain sufficient food in the past month.³¹³

Among those, 92 per cent reported a lack of financial resources, and 5 per cent cited the high and increasing prices of food, as the main reasons for their situation.³¹⁴ Food insecurity considerably affects more households headed by women (63 per cent, compared to 55 per cent for those headed by men); with persons with disabilities (60 per cent); with at least one Afro-descendant person (59 per cent); with pregnant or lactating women (58 per cent) and with children under the age of 5 (54 per cent).³¹⁵ Although food insecurity was observed in all regions of the country, the highest percentages were reported in the northern region, especially in the state of Roraima, with the greatest number of refugees and migrants from Venezuela, and where 63 per cent of households were not consuming enough food.³¹⁶

[308] *Ibid.*

[309] *Ibid.*

[310] *Brazil has not acceded to the Regional Convention on the Recognition of Higher Education Studies, Diplomas and Degrees in Latin America and the Caribbean, elaborated under the auspices of UNESCO.* <https://www.unesco.org/en/legal-affairs/regional-convention-recognition-studies-diplomas-and-degrees-higher-education-latin-america-and-0>.

[311] *FAO, The State of Food Security and Nutrition in the World 2023*, pg. 186 and 201, <https://www.fao.org/3/cc3017en/online/cc3017en.html>

[312] *Ibid.*

[313] *R4V Brazil, JNA 2023 (publication forthcoming)*

[314] *Ibid.*

[315] *Ibid.*

[316] *Ibid.*





Access to income-generation activities plays a key role affecting food insecurity of Venezuelan communities in Brazil: 49 per cent of the households in which at least one person works reported food insecurity, compared to 72 per cent of households where no members have a source of income.³¹⁷

Regarding indigenous refugees and migrants, according to an R4V partner's assessment

conducted in 28 Brazilian cities with 3,725 indigenous Venezuelans,³¹⁸ 70 per cent of the families surveyed consume three meals per day, 19 per cent two meals, 6 per cent four meals and 4 per cent one meal per day, leading to high rates of dependency on food assistance under Brazil's social protection system (33 per cent) and begging for money on the streets (18 per cent).

HEALTH



	PEOPLE IN NEED					
						
CURRENTLY IN-DESTINATION	67.8 K	14.2%	37.1%	33.2%	15.2%	14.5%
VENEZUELAN IN-TRANSIT		14.2%	37.1%	33.2%	15.2%	14.5%
AFFECTED HOST COMMUNITIES		14.2%	37.1%	33.2%	15.2%	14.5%

Access to health services in Brazil is a major challenge for refugees and migrants from Venezuela. According to the JNA, 59 per cent of households reported medical needs during the three months preceding the survey, requiring the assistance of a general practitioner (59 per cent), a pediatrician (20 per cent), a gynecologist (7 per cent), or a cardiologist (6 per cent).³¹⁹ Medical needs were higher in households with persons of African descent (62 per cent), households headed by women (65 per cent) and with indigenous persons (75 per cent). Among all refugees and migrants surveyed in Brazil, 7 per cent have some form of disability, either physical (52 per cent), visual (17 per cent), a hearing impairment (6 per cent) or autism (6 per cent).³²⁰ Twenty-four per cent of surveyed households with health needs reported difficulties accessing medical assistance, due to reasons such as delays in service provision (73 per cent), lack of the required specialists (23 per cent), or the lack of resources to cover the costs

of services (24 per cent).³²¹ Language barriers were also mentioned by respondents in general (3 per cent), but especially by indigenous refugees and migrants (20 per cent).

In Roraima, the main gateway of Venezuelans into Brazil, the public health system is strained and faces challenges meeting the needs of refugee and migrant communities, especially in terms of sexual, reproductive, maternal and neonatal health.

According to data from the Ministry of Health, out of the 13,901³²² live births recorded in Roraima in 2021, only 6,261 pregnant women attended all of their prenatal consultations. This factor, coupled with insufficient infrastructure and equipment at local hospital facilities, led to a maternal mortality rate in the state of 309 per 100,000, a value that is 164 per cent higher than the national rate of 117.

[317] *Ibid.*

[318] *The surveyed population comprised 3,725 people, distributed across 908 families and 65 indigenous communities. Of these communities, 53 are composed of a single indigenous ethnic group, and 12 are multi-ethnic. IOM, Ministry of Social Development and Assistance, Family and Fight against Hunger. DTM Nacional Sobre a População Indígena do Fluxo Migratório Venezuelano no Brasil, Rodada 2023 (https://brazil.iom.int/sites/g/files/tmzbd1496/files/documents/2023-08/resumo-executivo_matriz-de-monitoramento-de-deslocamento-dtm-nacional-sobre-a-populacao-indigena-do-fluxo-venezuelano-no-brasil-2a-rodada.pdf).*

[319] *R4V Brazil, JNA 2023 (publication forthcoming)*

[320] *Ibid.*

[321] *Ibid.*

[322] *DATASUS - Informações de Saúde - Tabnet, 2021.*

With regards to HIV/AIDS, in 2022 Roraima had a detection rate of 29.3 cases per 100,000 (ranking above the national average of 16.5 cases) and registered 512 new cases of HIV/AIDS in adults (out of whom 28 per cent were Venezuelan), implying an increase of 32 per cent, compared to 2021.³²³ Despite the availability of free ARV therapy under the Unified Health Care System (SUS), the HIV/AIDS detection rate among pregnant women in the state was 5.6 cases/1,000 live births, nearly double the national average (3 cases/1,000 live births).³²⁴

The exposure of Venezuelan refugees and migrants to HIV/AIDS, as well as other sexually transmitted infections (STIs), is particularly worrisome due to the limited access to and use of contraceptives among this population. For example, out of 2,000 Venezuelan women of reproductive age surveyed, only 47 per cent reported using some form of contraceptive, compared to an average among Brazilian women of 80 per cent.³²⁵

HUMANITARIAN TRANSPORTATION



	PEOPLE IN NEED		GENDER DISTRIBUTION			
	Male	Female	Male	Female	Male	Female
CURRENTLY IN-DESTINATION	64.0 K	13.4%	37.1%	33.2%	15.2%	14.5%
VENEZUELAN IN-TRANSIT	13.4%		37.1%	33.2%	15.2%	14.5%
AFFECTED HOST COMMUNITIES	2.2%		37.1%	33.2%	15.2%	14.5%

In 2023, due to the substantial increase in new arrivals from Venezuela, mainly through the Pacaraima border crossing point,³²⁶ the demand to access the government’s interiorization strategy increased by 22 per cent.³²⁷ The interiorization strategy provides voluntary, safe, and orderly transportation of refugees and migrants from Roraima state to destinations elsewhere in Brazil, with a goal to facilitate their socio-economic integration and relieve the pressure on overburdened public services in Roraima.

Venezuelans manifested interest in settling in other parts of the country and expected humanitarian transportation support, of whom 56 per cent were fit to travel.³²⁹ Interiorization remains key, as highlighted by the JNA, Venezuelans who were voluntarily relocated have better integration prospects than those who remain in Roraima. Relocated households have lower food insecurity (47 per cent versus 55 per cent) and fewer difficulties accessing health services (20 per cent, versus 26 per cent). Also, relocated adults present higher levels of employment (50 per cent, versus 35 per cent), especially in the formal sector (74 per cent,

According to information available through Operation Welcome’s database,³²⁸ by July 2023, 7,372

[323] Roraima Health Department, *Epidemiological Report HIV/AIDS, 2023 (not yet published)*

[324] *Ibid.*

[325] National School of Public Health (Ensp/Fiocruz), Federal University of Maranhão (UFMA), University of Southampton, England (March 2023), (<https://portal.fiocruz.br/noticia/pesquisa-analisa-saude-sexual-de-venezuelanas-migrantes-no-brasil>)

[326] According to official data of the Federal Police (Sistema de Tráfego Internacional (STI)), during the first five months of 2023, 82,000 refugees and migrants from Venezuela entered Brazil. With over 17,000 new arrivals, March marked the highest number of monthly entries recorded since the easing of border control measures in June 2021. R4V, R4V Movements Reports: First Quarter 2023 (May 2023), <https://www.r4v.info/en/movements-report-q1-2023>; Second Quarter 2023 (August 2023), <https://www.r4v.info/en/movements-report-q2-2023>

[327] From 10,486 persons relocated in the first semester of 2022, to 15,347 already relocated in the first six months of 2023. Ministério de Desenvolvimento e Assistência Social, Família e Combate a Fome, <http://aplicacoes.mds.gov.br/snas/painel-interiorizacao/>

[328] Sistema Acolhedor is a digital platform the official channel of the Federal Government for registering relocation processes and their beneficiaries.

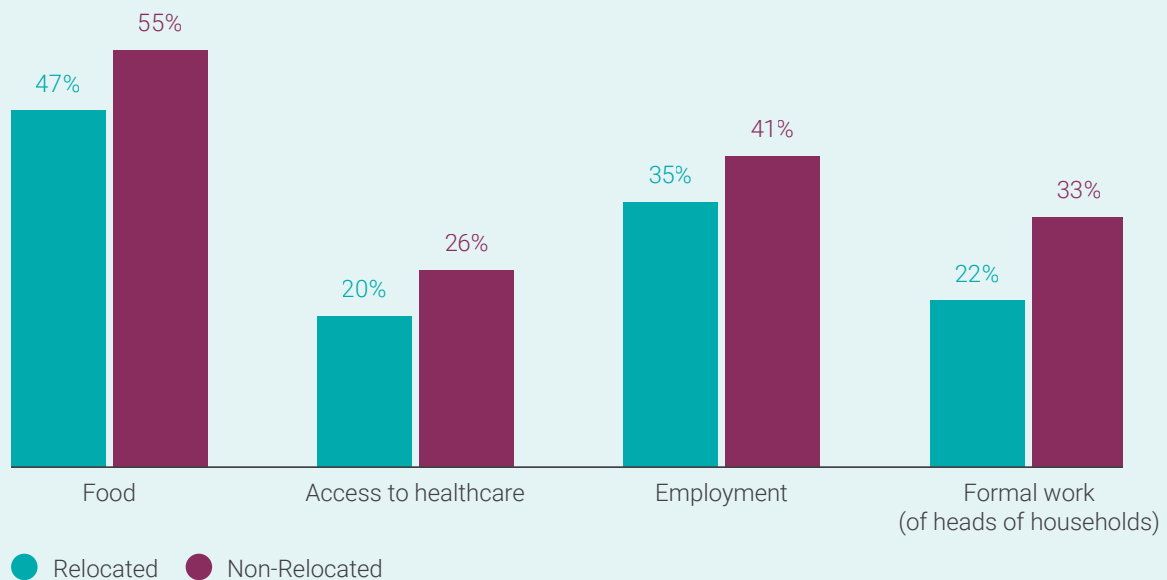
[329] The remaining refugees and migrants registered in Acolhedor (44%) as of July 2023 were at the initial stages of the preparation procedures for the interiorization strategy.

versus 66 per cent).³³⁰ Interiorization also has a positive impact on persons with specific needs: once relocated, 77 per cent of women heads of households in single-parent families had formal jobs, in comparison to 30 per cent of those residing in Roraima; and 59 per cent of households with at least one member with a disability obtained formal employment, versus just 38 per cent of those in Roraima.³³¹

Meanwhile, in cities where refugees and migrants have relocated, the lack of safe daily local transportation limits their access to basic services, including education, protection, healthcare and social welfare, thus impeding their integration. According to the JNA, 15 per cent of those households who reported challenges with accessing medical care referred to the

distance to the health center and the lack of means of transportation to these facilities as the main barrier. Also, 20 per cent of refugees and migrants living in shelters in Roraima identified the lack of cash or transportation to reach Social Assistance Reference Centres³³² as a major obstacle for accessing government financial assistance programs.³³³ Additionally, studies identified that some women resort to survival sex in exchange for transportation to access services for themselves and/or their children.³³⁴ This highlights refugees' and migrants' persistent need for both, safe long-distance transportation to relocate from border areas to points of destination, as well as for safe daily local transportation to access essential services within areas of residence.

NEEDS OF RELOCATED VS. NON-RELOCATED VENEZUELAN REFUGEES AND MIGRANTS IN BRAZIL



Source: Joint Needs Assessment (JNA) Brazil 2023 (publication forthcoming).

[330] R4V Brazil, JNA 2023 (publication forthcoming).

[331] *Ibid.*

[332] These centres are government-run offices that provide social assistance services. They integrate the Brazilian Unified System of Social Assistance (SUAS).

[333] UNICEF, *Inter-sector and Multi-partner Rapid Survey Focusing on the Needs of Children and Adolescents* (July 2023).

[334] IOM, Queens University, *Monitoring of Gendered Threats for Migrant and Refugee Women from Venezuela, 2023* <https://respuestavenezolanos.iom.int/en/resources/monitoring-gendered-threats-migrant-and-refugee-women-and-girls-venezuela-location-briefs>

INTEGRATION



	PEOPLE IN NEED		♂	♀	♂	♀
	190.0 K	39.8%	37.1%	33.2%	15.2%	14.5%
CURRENTLY IN-DESTINATION						
VENEZUELAN IN-TRANSIT		39.8%	37.1%	33.2%	15.2%	14.5%
AFFECTED HOST COMMUNITIES		39.8%	37.1%	33.2%	15.2%	14.5%

Despite having the same labour rights as Brazilian nationals, refugees and migrants from Venezuela face multiple challenges to their economic integration in Brazil, hindering their income generation. These obstacles encompass language and cultural barriers, limited digital integration, inadequate access to professional training and job placement systems, and a lack of familiarity among employers with procedures for hiring refugees and migrants.³³⁵

Among respondents to the JNA survey, 40 per cent were employed, 14 per cent pursued independent livelihoods, and 39 per cent were unemployed.³³⁶ The unemployment rate is significantly higher among indigenous Venezuelans (52 per cent), persons with a disability (51 per cent), persons who arrived in Brazil in 2023 (49 per cent) and refugees and migrants residing in Roraima and Amazonas states (49 per cent).³³⁷ Moreover, work in the informal sector is more prevalent among small business owners (73 per cent) than employed workers (24 per cent), implying that the vast majority of entrepreneurs do not benefit from social security programs available to formal business owners, such as technical support, tax discounts, sick leave

and maternity leave, as well as retirement and disability pensions, which are available to those businesses in the National Registry of Formal Entrepreneurship (MEI).³³⁸ Strikingly, 46 per cent of Venezuelan households, with an average size of 5.3 individuals, live off of an income equivalent to just one Brazilian minimum wage (USD 264), while 16 per cent of households need to make ends meet with an income of less than half the minimum wage, and 6 per cent need to survive off an income of less than a quarter of the minimum wage.³³⁹

Findings from the JNA show that women face greater challenges earning a decent living than men. Refugee and migrant women face higher levels of unemployment than their male counterparts (54 per cent vs 24 per cent)³⁴⁰ and benefit less from the job placement modality³⁴¹ of the interiorization strategy than men (30 per cent vs 70 per cent).³⁴² Moreover, women heads of households are more often engaged in the informal economy than men (34 vs 25 per cent), with 48 per cent of women earning one minimum wage or less compared to 34 per cent of men.³⁴³

Data also points that, while 87 per cent of respondents to the JNA stated their intent to remain in the country

[335] UNHCR, *Diagnóstico para a promoção de autônoma e integração local de pessoas refugiadas e migrantes venezuelanas em Roraima e Manaus: setor produtivo e potencialidades* (November 2022), <https://www.acnur.org/portugues/wp-content/uploads/2022/11/Diagnosticos-para-a-promoc%CC%A7ao-da-autonomia-e-integrac%CC%A7ao-local-de-pessoas-refugiadas-e-migrantes-venezuelanas-em-Roraima-e-Manaus.pdf>

[336] R4V Brazil, JNA 2023 (publication forthcoming).

[337] *Ibid.*

[338] *Ibid.*

[339] *Ibid.*

[340] *Ibid.*

[341] *The Job Placement Modality, within Brazil's voluntary relocation strategy, involves the relocation of beneficiaries who have received job opportunities in other regions of Brazil. Beneficiaries may be selected through labour mediation promoted by a Logistics Task Force, as well as by R4V partners, companies, civil society organizations and other partner institutions.*

[342] Ministério de Desenvolvimento e Assistência Social, Família e Combate à Fome, *Dashboard da estratégia de interiorização*, <https://bit.ly/3EpPRGI>

[343] R4V Brazil, JNA 2023 (publication forthcoming).

for the foreseeable future³⁴⁴, Venezuelans still face obstacles in their social integration with the host communities. In that regard, the assessment showed that 34 per cent³⁴⁵ of the interviewed persons have

experienced xenophobic discrimination, which was even more prevalent in households with at least one person of African descent (44 per cent) and at least one person with a disability (39 per cent).

NUTRITION



	PEOPLE IN NEED		♂	♀	♂	♀
	47.7 K	10.0%	N/A	42.0%	29.7%	28.3%
CURRENTLY IN-DESTINATION						
VENEZUELAN IN-TRANSIT		10.0%	N/A	42.0%	29.7%	28.3%
AFFECTED HOST COMMUNITIES		10.0%	N/A	42.0%	29.7%	28.3%

The protracted economic and social crisis affecting Venezuela continues to have an impact on the nutritional status and overall well-being of refugees and migrants who arrive to Brazil in very vulnerable conditions. As per the JNA, 14 per cent of the assessed population consists of pregnant or lactating women, while 13 per cent are children aged 0-4 years old – two profiles that are particularly exposed to malnutrition.³⁴⁶ Venezuelan households in Brazil with at least one pregnant or lactating woman, or with a child under the age of 5, present higher levels of food insecurity (58 per cent and 54 per cent, respectively), when compared to the national average (52 per cent).³⁴⁷ Also, according to the JNA, 59 per cent of pregnant and lactating women and 55 per cent of children aged 0-4 have required nutrition services in Brazil, out of which 36 per cent of women and 38 per cent of children could not access such care. The proportion of indigenous refugees and migrants who have sought nutrition services and who could not access them is much higher, reaching 67 per cent and 40 per cent, respectively, highlighting the elevated challenges faced by this group to access

primary care that may prevent, identify and refer malnutrition cases.³⁴⁸

Moreover, nutritional information collected in Roraima, the main entry point of refugees and migrants from Venezuela, shows that this population's nutrition needs are more severe than those of the host community. Nutritional evaluations carried out from January to December of 2022, reaching 812 refugee and migrant children under 5 living in shelters and spontaneous settlements of Boa Vista and Pacaraima, identified 20 per cent of assessed children with wasting, and 4 per cent with severe wasting.³⁴⁹ The 16 per cent of Venezuelan children identified with wasting is particularly extreme – which represents a deterioration from the 13.4 per cent with wasting identified in the RMNA 2022 – particularly given that it is 6.04 per cent for Brazilian children of the same age group at the national level, and 4.14 per cent in Roraima state.³⁵⁰ In addition, only 18 per cent of refugee and migrant infants up to 6 months of age were exclusively breastfed, compared to a national average of 53 per cent, and an average for the Northern region of Brazil of 57 per cent.³⁵¹

[344] *Ibid.*

[345] *Ibid.*

[346] *Ibid.*

[347] *Ibid.*

[348] *Ibid.*

[349] UNICEF, *Supported Primary Health Care for refugees and migrants from Venezuela, Roraima, Brazil (January-December 2022)*, <https://www.r4v.info/pt/document/atencao-primaria-saude-apoiada-pelo-unicef-para-refugiados-e-migrantes-da-venezuela-0>.

[350] Brazilian Ministry of Health, *Food and nutrition surveillance system public reports*, <https://sisaps.saude.gov.br/sisvan/relatoriopublico/index>.

[351] *Ibid.*

Lastly, a rapid needs assessment conducted with refugees and migrants from Venezuela in 16 locations in Roraima, including shelters, informal settlements, indigenous communities, and rental housing units, found that a significant number of children did not have adequate access to food in the past three months. Twenty nine per cent of key informants said that some children did not have enough food, while 17 per cent reported that some children had to skip meals, 16

per cent said that some children felt hungry but could not eat, and 11 per cent reported that some children had to rely on only one meal per day.³⁵² This high prevalence of food insecurity in the aforementioned groups has devastating and long lasting impacts on the physical growth and cognitive development of children, that will endure long after the crisis if not addressed immediately.

PROTECTION



	PEOPLE IN NEED		♂	♀	♂	♀
	343.8 K	72.0%	37.1%	33.2%	15.2%	14.5%
CURRENTLY IN-DESTINATION						
VENEZUELAN IN-TRANSIT		72.0%	37.1%	33.2%	15.2%	14.5%
AFFECTED HOST COMMUNITIES		38.0%	37.1%	33.2%	15.2%	14.5%

The sustained influx of refugees and migrants to Brazil observed throughout 2023 – with 95,200 new arrivals from Venezuela in the first half of the year, in line with pre-pandemic levels³⁵³ – has exerted enormous pressure on the social and protection services provided in Pacaraima and Boa Vista. The concerted efforts of the Federal Police, UN agencies and NGOs at Reception and Documentation Centers (PITRIGs) has enabled access to registration, documentation and regular status for most Venezuelans (98 per cent),³⁵⁴ the majority of whom receive temporary residence or refugee status, including indigenous refugees and migrants (97 per cent).³⁵⁵ However, a small minority of refugees and migrants in Brazil still remain in an irregular situation,

facing obstacles to exercise their rights and access services, as well as the labour market.³⁵⁶

According to an R4V partner's database,³⁵⁷ 38 per cent of refugees and migrants registered in Brazil have at least one specific protection need.³⁵⁸ Moreover, one third of this population (34 per cent), regardless of their status in the country, faces incidents of xenophobia, with households with members of African descent (44 per cent vs 33 per cent) and persons with disabilities (39 per cent vs 32 per cent) much more likely to experience these episodes than the rest of the population.³⁵⁹ Discrimination has also been widely reported by LGBTQI+ refugees and migrants,

[352] UNICEF, *Inter-sectoral Multi-partner Rapid Needs Assessment with a focus on Children (ISNAC)*, Brasília, 2023 (publication forthcoming).

[353] IOM, *Subcomitê Federal para Recepção, Identificação e Triagem dos Imigrantes, "Migração Venezuelana Janeiro 2017-Junho 2023"* (June 2023), https://brazil.iom.int/sites/g/files/tmzbd11496/files/documents/2023-07/informe_migracao-venezuelana_jun23.pdf

[354] R4V Brazil, *JNA 2023* (publication forthcoming)

[355] IOM, *Ministry of Social Development and Assistance, Family and Fight against Hunger. DTM Nacional Sobre a População Indígena do Fluxo Migratório Venezuelano no Brasil, Rodada 2023.*

[356] UNHCR, *Participatory Assessment with Refugees in Brazil, 2023, Publication Forthcoming. Refugees and migrants in Brazil can be in an irregular situation if they did not pass through a PITRIG or if they did not renew their residency permit (which is valid for two years) or their asylum claim document (which is valid for one year).*

[357] UNHCR, *ProGres, 2023.*

[358] *Specific protection needs include – but are not limited to – unaccompanied and separated children; persons with serious health conditions; persons with special legal or physical protection needs; LGBTQI+ individuals, among others.*

[359] R4V Brazil, *JNA 2023* (publication forthcoming)

especially by transgender people, and members of indigenous ethnic groups,³⁶⁰ demonstrating how the intersectionality of multiple identity characteristics contributes to shape the experience of violence and inequality of Venezuelans in Brazil.

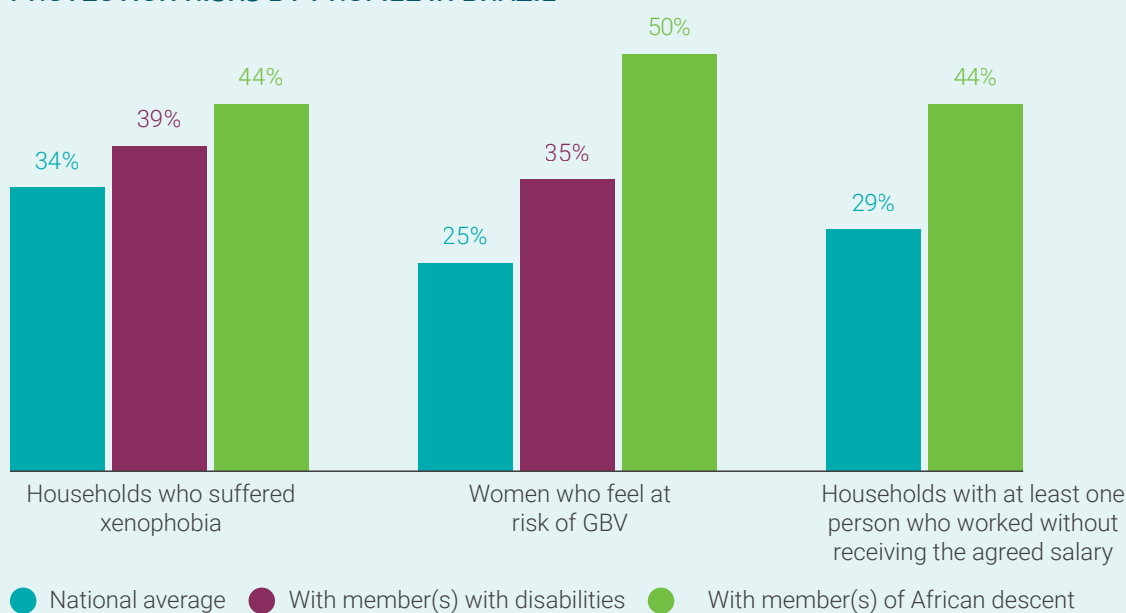
Additional protection risks reported by refugees and migrants from Venezuela involve insecurity and violence in communities in Brazil, particularly those with a strong presence of organized crime groups linked to drug trafficking, and the related risks of forced recruitment of young adults and children -including unaccompanied and separated children (UASC) – as well as other forms of exploitation and abuse, including physical and sexual violence.³⁶¹ In interviews with R4V partners, such incidents were reported around shelters in Boa Vista and Manaus, as well as in settlements throughout the rest of Brazil, such as in Belém and Rio de Janeiro.³⁶²

Lastly, gender-based violence (GBV) has also been highlighted as a human rights violation that is widespread among the Venezuelan community,

especially affecting women, girls and LGBTQI+ people, both on their journey to Brazil and once at their destination locations.³⁶³ Domestic violence remain the most common type of GBV reported by women, while LGBTQI+ people report experiencing physical, sexual and psychological violence, mostly outside of the domestic realm, including in the workplace.³⁶⁴

In addition to the frequency with which refugees and migrants are victim to or at risk of these serious threats to their safety, dignity and rights, their vulnerability is compounded by barriers to receive support and services from available protection networks. For instance, according to a rapid needs survey conducted with refugees and migrants from Venezuela in 16 locations, including shelters, informal settlements, indigenous communities, and rental housing units in Roraima, 43 per cent of respondents said they know children who are in need of mental health and psychological support but are not able to access these specialized services.³⁶⁵

PROPORTION OF VENEZUELAN HOUSEHOLDS/WOMEN FACING SPECIFIC PROTECTION RISKS BY PROFILE IN BRAZIL



Source: Joint Needs Assessment (JNA) Brazil 2023 (publication forthcoming).

[360] UNHCR, *Participatory Assessment with Refugees in Brazil, 2023* (publication forthcoming)

[361] R4V Protection Sector and Human Trafficking and Smuggling Sub-sector, "Doble Afectación en Niños, Niñas y Adolescentes Refugiados y Migrantes no Acompañados y/o Separados de Venezuela", 2022, <https://www.r4v.info/en/node/90362>

[362] *Ibid.*

[363] UNHCR, *Participatory Assessment with Refugees in Brazil, 2023* (publication forthcoming)

[364] *Ibid.*

[365] UNICEF, *Inter-sector and Multi-partner Rapid Survey Focusing on the Needs of Children and Adolescents* (July 2023).

CHILD PROTECTION



	PEOPLE IN NEED		♂	♀	♂	♀
	CURRENTLY IN-DESTINATION	116.5 K 24.4%	N/A	N/A	51.3%	48.7%
VENEZUELAN IN-TRANSIT		24.4%	N/A	N/A	51.3%	48.7%
AFFECTED HOST COMMUNITIES		16.9%	N/A	N/A	51.3%	48.7%

Violence against Venezuelan children in Brazil remains a key concern. According to a rapid needs assessment conducted in June 2023 in Roraima, the most common types of violence against children witnessed by respondents were psychological violence (26 per cent), physical violence (20 per cent) and inducement to engage in illicit activities (10 per cent). Moreover, 5 per cent were aware of cases of child marriage, and 29 per cent affirmed the existence of teenage pregnancy in their communities.³⁶⁶ When asked where violence against children occurred, 39 per cent identified that this took place within the household, followed by the communities they live in (22 per cent) and shelters (19 per cent).³⁶⁷

Despite the sustained visibility of violence against Venezuelan children over the past years, 23 per cent of key informants responded that they did not intervene when they witnessed it (an increase from the 21 per cent who said this in 2022), and 50 per cent were not aware of helplines to report incidents of violence.³⁶⁸ Also, 57 per cent of key informants among refugees and migrants were aware of refugee and migrant children in need of mental health care, but only 23 per

cent reported that these children had received support from public services, and 34 per cent from child-friendly spaces.³⁶⁹

According to official data, in the first half of 2023, the states with the greatest numbers of reported incidents of violence against Venezuelan children through the country's main reporting channel, *Disque 100*,³⁷⁰ were Amazonas (40 per cent) and Roraima (30 per cent).³⁷¹ However, the total number of reports was minimal, in line with available evidence showing that only 7 per cent of Venezuelans knew about the *Disque 100* reporting channel.³⁷² Roraima was also the state with the highest proportion of refugee and migrant children among the total population of children rescued from child labour situations: 70 per cent of children rescued from child labour in 2022 were Venezuelan (50 out of the 71), according to data provided by the Fiscal Audit of Labour, an agency linked to the Ministry of Labour.³⁷³

Moreover, R4V partners reported an increase in the need for services for unaccompanied and separated children (UASC) in 2023. These vulnerable children are particularly exposed to threats of violence and other rights violations, such as human trafficking, child labour,

[366] *Ibid.*

[367] *Ibid.*

[368] UNICEF, ISNAC (July 2021); UNICEF, ISNAC (July 2022); UNICEF, ISNAC (July 2023). (Publication forthcoming).

[369] *Ibid.*

[370] The "Disque Human Rights - Dial 100" is a public utility service of the Ministry of Human Rights and Citizenship, which is designed to receive reports related to human rights violations, especially those affecting populations in socially vulnerable situations. The service can be regarded as an "emergency room" for human rights, addressing severe violations that have just occurred or are ongoing, activating the appropriate authorities and enabling quick responses. Anyone can report an incident related to human rights violations, of which they are a victim or have knowledge of.

[371] Data extracted from: <https://www.gov.br/mdh/pt-br/ondh/painel-de-dados/primeiro-semester-de-2023>

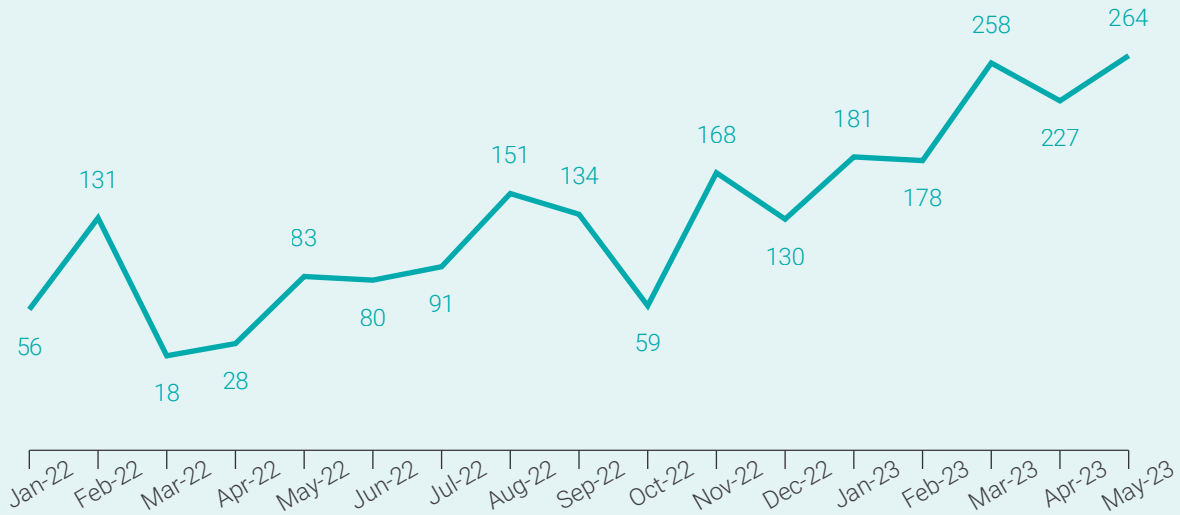
[372] UNICEF, ISNAC (July 2023) (publication forthcoming).

[373] Panel of Information and Statistics of Labour Inspection in Brazil, <https://sit.trabalho.gov.br/radar/>

and sexual exploitation. In the first quarter of 2023, there were 1,108 cases of UASC identified in Roraima, representing a 55 per cent increase compared to the first semester of 2022.³⁷⁴ Family separation was also a

prevalent phenomenon documented through the JNA, which found that 36 per cent of Venezuelan households with children included at least one child whose parents were in Venezuela or in another Brazilian state.³⁷⁵

UNNACCOMPANIED AND SEPARATED VENEZUELAN CHILDREN IN PACARAIMA



Source: PRIMERO (UNICEF case management records in Brazil).

GENDER-BASED VIOLENCE



	PEOPLE IN NEED		GENDER DISTRIBUTION			
	Count	%	Male	Female	Male	Female
CURRENTLY IN-DESTINATION	81.7 K	17.1%	21.6%	48.5%	8.8%	21.1%
VENEZUELAN IN-TRANSIT		17.1%	21.6%	48.5%	8.8%	21.1%
AFFECTED HOST COMMUNITIES		17.1%	21.6%	48.5%	8.8%	21.1%

According to the Brazilian Public Security Forum, Brazil is experiencing an “epidemic” of gender-based violence (GBV) against women, with 33 per cent of Brazilian women and girls aged 16 or above having suffered physical and/or sexual violence from current or former

intimate partners in their lifetimes, higher than the global average of 27 per cent.³⁷⁶ According to the same source, during 2022, 29 per cent of Brazilian women had experienced some form of violence or aggression – with a large majority (66 per cent) being women of

[374] UNICEF estimate, calculated according to border monitoring and partners’ reports (May 2023). The increase in the number of UASC identified in Roraima coincides with the strong increase in the number of Venezuelans overall arriving to Brazil in the same time period.

[375] R4V Brazil, JNA 2023 (publication forthcoming).

[376] Brazilian Forum of Public Security (March 2023), <https://forumseguranca.org.br/wp-content/uploads/2023/03/visiveleinvisivel-2023-infografico.pdf>

African descent – while 47 per cent had experienced harassment. Concerning the public perception of the prevalence of GBV, 65 per cent of Brazilians believed that violence against women had increased in 2022, and 52 per cent had themselves witnessed a situation of violence in the last 12 months.³⁷⁷

In this national context of epidemic levels of GBV, women from Venezuela in Brazil face even greater risks of violence, as GBV is amplified in migration and displacement contexts due to the disruption of support and protection networks, difficulties accessing basic services, lack of documentation, xenophobia, and exploitation,³⁷⁸ in addition to discrimination based on sexual orientation and gender identity.³⁷⁹ According to research carried out by R4V partners in 2022, 54 per cent of Venezuelan women and girls had experienced physical violence since arriving in Brazil, and 44 per cent suffered psychological violence.³⁸⁰ Moreover, a rapid needs assessment conducted in Roraima in 2023 found that 43 per cent of key respondents had directly witnessed domestic violence against women (versus 29 per cent in 2022).³⁸¹

According to the 2023 JNA, 25 per cent of interviewed Venezuelan women say they feel at risk of GBV, a proportion that rises to 38 per cent for women with disabilities, and 44 per cent for women of African descent.³⁸² Survivors of GBV report experiencing various forms of violence during their transit to Brazil from Venezuela, and once settled in Roraima and Amazonas states. These include domestic violence, sexual exploitation, trafficking in persons for purposes of sexual exploitation, and survival sex (in exchange for money, transportation, food, shelter, and other basic needs), which in-turn exposes them to further risks, including physical and psychological violence, STIs and stigmatization.³⁸³ Perpetrators most often include intimate partners, family members and friends, business owners, truck and taxi drivers, employers, security officials and members of organized criminal groups.³⁸⁴

[377] *Ibid*

[378] UNFPA, *Normas mínimas interagências para a programação sobre violência baseada no gênero em emergência*, 2019, <https://gbvaor.net/>

[379] IOM and Queens University, *Monitoring of Gendered Threats for Migrant and Refugee Women from Venezuela*, 2023 <https://respuestavenezolanos.iom.int/en/resources/monitoring-gendered-threats-migrant-and-refugee-women-and-girls-venezuela-location-briefs>. According to IBGE, 5.2% of the Brazilian population identifies as LGBTQI+. IBGE, *Levantamento sobre homossexuais e bissexuais no Brasil* (May 2022), <https://agenciabrasil.ebc.com.br/direitos-humanos/noticia/2022-05/ibge-divulga-levantamento-sobre-homossexuais-e-bissexuais-no-brasil>.

[380] MOVESE, “Oportunidades e desafios à integração local de pessoas de origem venezuelana interiorizadas no Brasil durante a pandemia de Covid-19”, *Pesquisa projeto Moverse*, 2022, <http://www.onumulheres.org.br/pesquisa-moverse/#:~:text=SOBRE%20O%20MOVESE,apoio%20do%20Governo%20de%20Luxemburgo>

[381] UNICEF, *Inter-sector and Multi-partner Rapid Survey Focusing on the Needs of Children and Adolescents* (July 2023).

[382] R4V Brazil, *JNA 2023* (publication forthcoming).

[383] MOVESE, “Oportunidades e desafios à integração local de pessoas de origem venezuelana interiorizadas no Brasil durante a pandemia de Covid-19”, *Pesquisa projeto Moverse*, 2022, <http://www.onumulheres.org.br/pesquisa-moverse/#:~:text=SOBRE%20O%20MOVESE,apoio%20do%20Governo%20de%20Luxemburgo>

[384] IOM and Queens University, *Monitoring of Gendered Threats for Migrant and Refugee Women from Venezuela*, 2023 <https://respuestavenezolanos.iom.int/en/resources/monitoring-gendered-threats-migrant-and-refugee-women-and-girls-venezuela-location-briefs>

HUMAN TRAFFICKING & SMUGGLING



	PEOPLE IN NEED		♂	♀	♂	♀
	59.2 K	12.4%	52.8%	47.2%	N/A	N/A
CURRENTLY IN-DESTINATION	59.2 K	12.4%	52.8%	47.2%	N/A	N/A
VENEZUELAN IN-TRANSIT		12.4%	52.8%	47.2%	N/A	N/A
AFFECTED HOST COMMUNITIES		12.4%	52.8%	47.2%	N/A	N/A

Venezuelans are particularly vulnerable to violations in the context of human trafficking and smuggling in Brazil, given their lack of support networks, limited access to livelihoods opportunities, as well as the limited institutional presence of protection services across vast and remote border regions of the country. In 2022, there was an 11 per cent reduction in the number of identified victims of trafficking globally compared to 2019, with a drop of 32 per cent in identified victims in South America, although experts note that this reduction is most likely explained by the impact of the COVID-19 pandemic in constraining law enforcement capacities to detect and rescue victims, and some forms of trafficking moving to more hidden locations.³⁸⁵ Some trafficking and smuggling trends are also not detectable by the authorities and protection services, due to the absence of disaggregated data on identified victims and underreporting of cases.

The factors that heighten the risks of human trafficking for refugees and migrants are multifaceted. Unemployment, lack of housing and food insecurity deteriorate the protection environment of refugees and migrants and increase their exposure to human trafficking and smuggling. The JNA also identified certain vulnerabilities and labour law violations experienced by refugees and migrants which can be correlated with indicators of trafficking for purposes of labour exploitation. For example, 29 per cent of respondents reported having worked in Brazil without receiving any kind of compensation, with higher proportions for those holding informal jobs (29 per

cent vs 26 per cent of those working in the formal sector), those living in households with at least one person of African descent (44 per cent) and those who reported housing insecurity (37 per cent). Also, 17 per cent of respondents said that they were deceived about their working conditions or had a debt bondage with their employer that prevented them from leaving their job. This rate increases among refugee and migrant households that also reported food insecurity (22 per cent).

The number of Venezuelans rescued from forced labour situations in Brazil reveals a startling trajectory when juxtaposed against the trends of previous years. In 2022, 2,587 people were rescued from forced labour situations in the country, of whom at least 24 were Venezuelans.³⁸⁶ By June 2023, already 1,443 victims of labor exploitation had been identified this year, on track to be a more than 10 per cent increase from the year prior. From 2017 to 2022, 72 Venezuelans were rescued from forced labour conditions, out of whom 19 were rescued in Roraima, 34 in São Paulo, 9 in Bahia, 6 in Rondonia, 3 in Rio Grande do Sul and 1 in Goiás.³⁸⁷ The most common industries in which Venezuelans are susceptible to forced labor in Brazil include construction; farming; agribusiness, agriculture and livestock; domestic labour; textiles; sewing; handicrafts; customer service; meat processing; transportation; hospitality and service (particularly restaurants and bars); informal street vending; coal production; and prostitution.

[385] UNODC, *Global Report on Trafficking in Persons 2022* (January 2023), https://www.unodc.org/documents/data-and-analysis/glotip/2022/GLOTIP_2022_web.pdf

[386] Radio Agência Brasil, <https://agenciabrasil.ebc.com.br/radioagencia-nacional/geral/audio/2023-02/venezuelanos-em-condicao-analoga-escravidao-sao-resgatados-em-sc>

[387] Data provided by the Inspection Division for the Eradication of Forced Labour (DETRAE), Ministry of Labour.

SHELTER



	PEOPLE IN NEED		♂	♀	♂	♀
	123.7 K	25.9%	37.1%	33.2%	15.2%	14.5%
CURRENTLY IN-DESTINATION	123.7 K	25.9%	37.1%	33.2%	15.2%	14.5%
VENEZUELAN IN-TRANSIT		25.9%	37.1%	33.2%	15.2%	14.5%
AFFECTED HOST COMMUNITIES		25.9%	37.1%	33.2%	15.2%	14.5%

A considerable number of refugees and migrants from Venezuela in Brazil encounters difficulties securing adequate housing that ensures their personal safety and dignity, along with access to viable livelihood opportunities and essential services. Based on the JNA findings,³⁸⁸ 24 per cent of surveyed Venezuelan households do not know where they will live in the coming month, a proportion that rises to 37 per cent for those who arrived in Brazil in 2023. Shelter insecurity is more prevalent among refugees and migrants residing in the northern region (31 per cent), as well as in households with pregnant and lactating women (31 per cent) and with children between 0 to 2 years (29 per cent).

Refugees' and migrants' ability to secure housing is heavily impacted by their sources of income. Noting that rent is the biggest expenditure for 53 per cent of all Venezuelan households assessed through the JNA, and reaches up to 61 per cent where the heads of household work in the informal sector, households in which at least one person works have lower rates of housing insecurity (21 per cent) when compared to those households who have no income earners (39 per cent). Housing insecurity is even lower if at least one person is employed under a formal arrangement (13 per cent).

Venezuelans also face substantial difficulties accessing essential household items that are indispensable for dignified lives. According to the JNA, 58 per cent of interviewed households lack pieces of furniture, 25 per cent lack essential electric household appliances (stoves, refrigerators, washing machines, among others), 21 per cent lack mattresses, 12 per cent lack beds and 10 per cent lack kitchen tools. These needs are even greater for households who settled in Brazil in 2023³⁸⁹ and for those who reside in Roraima and Amazonas³⁹⁰.

Finally, reception conditions for new arrivals to Brazil are severely impacted by the sustained inflow of refugees and migrants from Venezuela, which reached over 17,000 entries during the month of March (in line with pre-pandemic arrival levels),³⁹¹ straining the capacities of host communities, authorities and R4V actors to provide shelter to the most vulnerable. In this context, as of May 2023, over 600 Venezuelans were living unsheltered on the streets of Boa Vista³⁹² and Pacaraima,³⁹³ while nearly 3,000 individuals had found temporary shelter in spontaneous settlements in both cities. This development led Operation Welcome to activate a contingency plan that included the expansion of existing shelters and the re-opening of a facility with a 500-bed capacity in June 2023.

[388] R4V Brazil, JNA 2023 (publication forthcoming).

[389] 73%, 47%, 29%, 32% and 23%, respectively. R4V Brazil, JNA 2022. <https://www.r4v.info/en/document/joint-needs-assessment-jna-2022>

[390] 78%, 31%, 31%, 16% and 15%, respectively R4V Brazil, JNA 2022. <https://www.r4v.info/en/document/joint-needs-assessment-jna-2022>

[391] R4V, Movements Report, First Quarter 2023, <https://www.r4v.info/en/movements-report-q1-2023>

[392] https://brazil.iom.int/sites/g/files/tmzbdl1496/files/documents/2023-06/informe_pop-venezuelana-fora-de-abrigos_boa-vista_mai23.pdf

[393] https://brazil.iom.int/sites/g/files/tmzbdl1496/files/documents/2023-06/informe_pop-venezuelana-fora-de-abrigos_pacaraima_mai23.pdf

WASH



	PEOPLE IN NEED		♂	♀	♂	♀
	81.2 K	17.0%	37.1%	33.2%	15.2%	14.5%
CURRENTLY IN-DESTINATION						
VENEZUELAN IN-TRANSIT		17.0%	37.1%	33.2%	15.2%	14.5%
AFFECTED HOST COMMUNITIES		17.0%	37.1%	33.2%	15.2%	14.5%

WASH services are determinants and conditioning factors of public health. The human right to safe drinking water and sanitation, and adequate access to such services, is fundamental for reducing poverty and social inequality, and for guaranteeing other human rights, also within the framework for the achievement of the UN Sustainable Development Goals (SDGs). In this context, obstacles with access to WASH services result in direct negative impacts on the quality of life, health, and well-being of vulnerable refugees and migrants in Brazil.³⁹⁴

Refugees and migrants living in the Northern region were found encountering greater barriers in accessing sanitation services, including piped water, sewage, and solid waste collection. According to the JNA, 79 per cent and 71 per cent of the households surveyed in Roraima and Amazonas, respectively, have access to sewage systems, a rate that is below the national average (83 per cent).³⁹⁵ Moreover, households surveyed in the state of Amazonas have less access to piped water, compared to the national average (88 per cent vs 92 per cent).³⁹⁶

The lack of adequate access to these WASH services increases the exposure of refugees and migrants to diseases, such as diarrhea and dysentery.³⁹⁷ According to the JNA, 40 per cent of households in Roraima and Amazonas who do not have access to a sewage system experienced diarrhea or dysentery in the three weeks prior to their interviews, compared to 22 per cent with such access.³⁹⁸ Evidence also shows a correlation between

these diseases and access to piped water: in Roraima, 46 per cent of respondents without access to piped water suffered from diarrhea or dysentery, compared to 25 per cent of those benefiting from piped water systems who experienced those diseases.³⁹⁹

The JNA also found that children aged 0-5 years old and pregnant and lactating women – which are two profiles that are particularly vulnerable to death due to acute diarrheal diseases – are more exposed to these diseases than other refugees and migrants in Brazil. Compared to the average number of Venezuelan households affected by diarrhea or dysentery in the three weeks prior to their interview (16 per cent), 23 per cent of households with children below the age of 6 and 35 per cent of households with pregnant or lactating women were affected.⁴⁰⁰

Lastly, an R4V partner’s rapid needs assessment and observational analysis conducted with refugees and migrants in 16 locations, including shelters, informal settlements, and rental housing units in the municipalities of Boa Vista and Pacaraima, found that 51 per cent of the communities visited show a significant presence of flies, mosquitoes, and rodents, and/or accumulated solid waste, increasing the presence of vectors for the spread of diseases and infections.⁴⁰¹ Moreover, according to the same assessment, more than half of key informants consulted (54 per cent) stated that members of their communities lack essential hygiene items, mainly soap, chlorine, menstrual supplies, toilet paper and soap.⁴⁰²

[394] R4V Brazil, JNA 2023 (publication forthcoming); UNICEF, *Inter-sector and Multi-partner Rapid Survey Focusing on the Needs of Children and Adolescents* (July 2023).
 [395] *Ibid.*
 [396] *Ibid.*
 [397] *Ibid.*
 [398] *Ibid.*
 [399] *Ibid.*
 [400] *Ibid.*
 [401] UNICEF, *Inter-sector and Multi-partner Rapid Survey Focusing on the Needs of Children and Adolescents* (July 2023).
 [402] *Ibid.*

CHILE



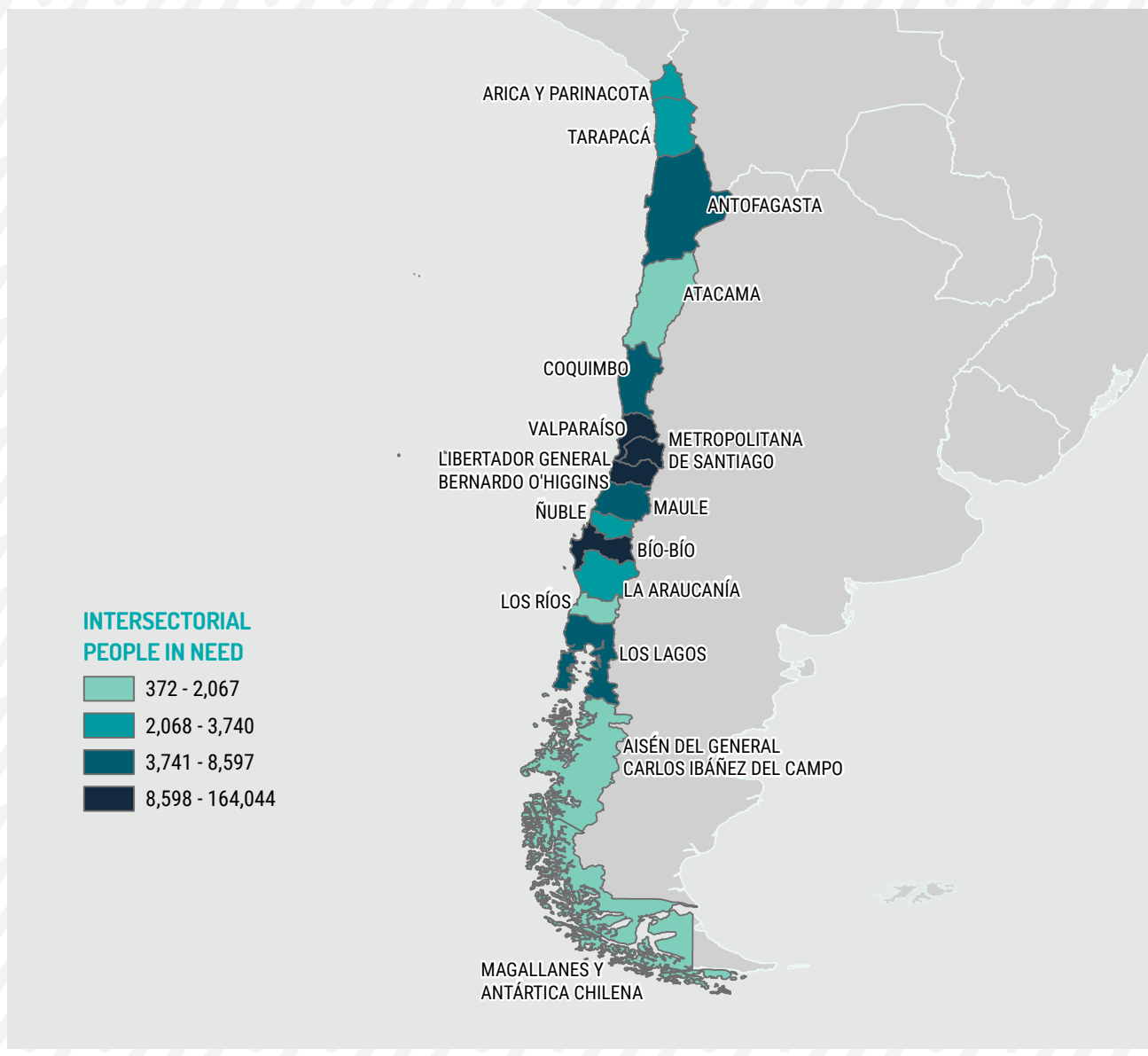
CHILE AT A GLANCE

PEOPLE IN NEED (PIN)

55.8%
CURRENTLY IN-DESTINATION

248.1 K

19.1%
AFFECTED HOST COMMUNITIES
















POPULATION IN NEED BY AGE AND GENDER

MEN
 WOMEN
 BOYS
 GIRLS



All percentages and absolute values used in maps, graphs and other infographics are, unless stated otherwise, based on the number of Venezuelan refugees and migrants in-destination, as reported in the August 2023 population update.

		PEOPLE IN NEED (PIN)		
SECTOR		IN-DESTINATION		AFFECTED HOST COMMUNITIES
	INTERSECTOR	55.8%	248.1 K	19.1%
	EDUCATION	11.7%	52.0 K	3.6%
	FOOD SECURITY	31.9%	141.6 K	16.0%
	HEALTH	22.1%	98.4 K	9.5%
	HUMANITARIAN TRANSPORTATION	15.1%	67.0 K	6.1%
	INTEGRATION	43.1%	191.5 K	19.1%
	NUTRITION	16.9%	75.1 K	12.7%
	PROTECTION	55.8%	248.1 K	17.3%
	CHILD PROTECTION	23.4%	104.0 K	6.5%
	GENDER-BASED VIOLENCE (GBV)	10.8%	47.9 K	10.1%
	HUMAN TRAFFICKING & SMUGGLING	10.6%	47.3 K	3.1%
	SHELTER	17.0%	75.5 K	9.5%
	WASH	15.6%	69.5 K	6.0%

COUNTRY OVERVIEW

In recent history, Chile has been characterized as a country of opportunities in South America, with a stable economy attracting hundreds of thousands of refugees and migrants, especially those coming from Venezuela. Despite its post-pandemic economic downturn and associated high inflation, which has had a detrimental effect on the self-reliance and well-being of refugees, migrants, and their host communities, a substantial number of individuals and families have remained in Chile in pursuit of a future. In parallel, refugees and migrants continue to arrive to Chile, with many crossing irregularly due to their inability to meet entry requirements:⁴⁰³ from January 2022 to June 2023, a total of 76,722 irregular entries into the country were reported,⁴⁰⁴ resembling a rate higher than in previous years (56,586 in 2021 and 53,875 in 2022).⁴⁰⁵ According to data from the Investigative Police, more than 70 per cent of these new irregular entry reports correspond to Venezuelans.⁴⁰⁶ Meanwhile, according to the latest official figures, 30 per cent of the more than 1.4 million refugees and migrants currently residing in Chile are Venezuelan.⁴⁰⁷ Their main needs are best understood

when analyzed in the current context, characterized by a new constituent process (which addresses the right to seek and receive asylum,⁴⁰⁸ and the requirements to obtain Chilean nationality) and the recent publication of the National Migration Policy in July 2023.⁴⁰⁹

The National R4V Platform in Chile conducted a three-part joint needs assessment (JNA) in 2023. Marking an important milestone for the National R4V Platform in Chile, partners conducted the first inter-agency primary data collection exercise in the country, through in-person interviews carried out with a total of 414 Venezuelan refugees and migrants in-destination, all of whom had been residing in Chile for at least three months. Stratified sampling was used, based on those regions with the largest numbers of Venezuelans, including Antofagasta, Coquimbo, Biobío, Maule and the Metropolitan Region of Santiago. Most respondents were female (64 per cent) and 62 per cent of respondents lived with children in their households.⁴¹⁰

Second, R4V Chile also assessed the needs and priorities of refugees and migrants recently arriving in Chile through a Secondary Data Review (SDR) of nine

[403] For current visa requirements for Venezuelans to enter Chile, see Ministry of Foreign Relations, Government of Chile, *Visas to Travel for Tourism, Work, Investment or Studies in Chile* (accessed 7 September 2023), <https://www.chile.gob.cl/chile/blog/caracas/caracas/visas-para-viajar-por-turismo-trabajar-invertir-y-o-estudiar-en-chile>

[404] "Ingresos clandestinos superan 76 mil en 18 meses, acercándose a los 87 mil registrados en cuatro años", *Emol* (15 July 2023), <https://www.emol.com/noticias/Nacional/2023/07/15/1101073/ingresos-clandestinos-datos-entregados-pdi.html>

[405] "Ingresos irregulares al país disminuyeron un 5% en 2022 respecto al 2021", *24 Horas* (16 January 2023), <https://www.24horas.cl/regiones/zona-norte/tarapaca/ingresos-irregulares-al-pais-disminuyeron>

[406] "Ingreso irregular a Chile: ciudadanos de Venezuela, Colombia, Bolivia y Haití lideran las cifras", *EX ANTE* (14 January 2023), <https://www.ex-ante.cl/ingreso-ilegal-a-chile-venezuela-colombia-bolivia-y-haiti-lideran-las-cifras/>

[407] "Población extranjera residente en Chile llegó a 1.482.390 personas en 2021, un 1.5% más que en 2020," National Institute of Statistics (12 October 2022), <https://www.ine.gob.cl/estadisticas/sociales/demografia-y-vitales/demografia-y-migracion/2022/10/12/poblacion-extranjera-residente-en-chile-ilegal-a-1.482.390-personas-en-2021-un-1-5-m%C3%A1s-que-en-2020>

[408] *The right to seek and receive asylum is not expressly articulated in the current Political Constitution of the Republic of Chile. However, it was discussed and incorporated into a previous new constitution proposal, which was rejected via a plebiscite vote on 4 September 2022.*

[409] *The National Migration Policy establishes guidelines and institutional policies for managing migration and asylum in Chile, including some new implementation measures (such as biometric registration for refugees and migrants) and new entities (such as the Interinstitutional Committee for Expulsion Materialization), as well as the development and implementation of a capacity strengthening plan for municipalities facing significant arrivals or transits of refugees and migrants, and a plan to enhance foreign student enrollment. "Nueva Política Nacional de Migración y Extranjería", Ministry of Interior and Public Security (6 July 2023), <https://www.interior.gob.cl/noticias/2023/07/06/nueva-politica-nacional-de-migracion-y-extranjeria/>*

[410] *R4V Chile, Joint Needs Assessment (JNA) 2023 (publication forthcoming).*

documents.⁴¹¹ Lastly, R4V Chile conducted a needs validation workshop with partners,⁴¹² where all the information collected was thoroughly discussed and analyzed together with sectoral specialists from 28 organizations.

Refugees and migrants from Venezuela in Chile have priority needs for protection, integration and food security, that vary based on different factors, particularly the length of time they have been in the country. For instance, according to the JNA, more than 95 per cent of refugees and migrants in-destination who have resided in Chile for more than three months but less than a year are in an irregular situation (compared to only 25 per cent of those in the country for over two years) and they encounter difficulties accessing regularization mechanisms or timely and fair refugee status determination procedures.⁴¹³ Refugees and migrants in-destination also face difficulties earning sufficient income to cover their household expenses: of those in the country for less than a year, 82 per cent do not hold a formal labour contract and 35 per cent have insufficient financial resources to cover their basic needs (both percentages decrease with time spent in the country).⁴¹⁴ Lack of sufficient financial resources was the main reason given by the 17 per

cent of refugees and migrants who reported having had insufficient access to food during the week prior to the survey (which was much greater – 25 per cent – for those in the country for less than a year, and was least – 11 per cent – for those in the country for five years or more) resulting in coping mechanisms such as reducing portion sizes and frequency of meals, and/or buying low-quality food.

Among refugees and migrants from Venezuela who recently arrived in the country, their top priorities relate to protection, food security and humanitarian transportation.⁴¹⁵ Having insufficient means or income during their journeys (a situation affecting 45 per cent of refugees and migrants surveyed at the Chile-Bolivia border)⁴¹⁶ make the newly arrived more vulnerable to protection risks, including human trafficking and smuggling, and generate other needs linked to insufficient resources, such as for humanitarian transportation (54 per cent lacked economic resources to pay for dignified and secure transportation).⁴¹⁷ Moreover, they are vulnerable to malnutrition (59 per cent reportedly suffered from scarcity of food during the three days prior to the survey)⁴¹⁸ due to limited access to food and essential health and WASH services, particularly in border areas.

[411] Jesuit Migration Service (SJM), *Migrant Voices Services (Chile) (September- October 2021)*, <https://www.migracionenchile.cl/proyecto-de-ley/>; Ministry of Social Development and Family, *CASEN 2020 (last modified 5 September 2021)*, <https://observatorio.ministeriodesarrollosocial.gob.cl/encuesta-casen-en-pandemia-2020>; IOM Chile, *DTM: Encuesta de Caracterización, Antofagasta, Chile, 2022*, <https://dtm.iom.int/>; World Bank, *Primera Encuesta Nacional de Migración en Chile (December 2022)*, <https://documents1.worldbank.org/curated/en/099005001122338775/pdf/P1757800d2bef906f0903e099fa7dd63868.pdf>; UNHCR: *Encuesta de Caracterización de Población Venezolana, 2023*; IOM Chile, *DTM: Encuesta Monitoreo de Flujo, Pisiga 2023 (publication forthcoming)*; UN Women, *Análisis de género: contexto migratorio en la frontera norte de Chile, Santiago, 2023*, <https://lac.unwomen.org/es/digital-library/publications/2023/04/analisis-de-genero-contexto-migratorio-frontera-norte-de-chile>; IOM Chile, *DTM: Encuesta Monitoreo de Flujo, Colchane 2023*, <https://dtm.iom.int>.

[412] R4V Chile Platform, *JNA Validation Workshop Sessions, Santiago (July 2023)*.

[413] R4V Chile, *JNA Chile 2023 (publication forthcoming)*. Meanwhile, just 25% of refugees and migrants who have resided in Chile for over 2 years (and under 5 years) are still in an irregular situation, with approximately 75% holding some form of regular status.

[414] *Ibid.*

[415] R4V Chile Platform, *JNA Validation Workshop Sessions, Santiago (July 2023)*.

[416] IOM, *Displacement Tracking Matrix (DTM) Pisiga, Round 1 (June 2023)*.

[417] *Ibid.*

[418] *Ibid.*

EDUCATION



CURRENTLY IN-DESTINATION

PEOPLE IN NEED



52.0 K	11.7%	39.9%	41.6%	9.4%	9.1%	
AFFECTED HOST COMMUNITIES		3.6%	37.5%	39.1%	11.9%	11.5%

The JNA identified significant concerns regarding access to the education system for refugee and migrant children and youth from Venezuela in Chile. For example, 6 per cent of school-age refugee and migrant children between the ages of 6 and 17 were not attending school.⁴¹⁹ This figure dramatically rises to 19 per cent of school-aged children who have been in Chile for less than a year.⁴²⁰ Of the reasons provided for non-attendance, 37.5 per cent of school-aged children reported lack of documentation,⁴²¹ 25 per cent insufficient financial resources, and 19 per cent limited enrollment availability. Documentation-related obstacles include barriers to acquiring the Provisional School Identifier⁴²² (IPE, for its acronym in Spanish), while the lack of information relates to gaps in knowledge of enrolment procedures among the refugee and migrant population from Venezuela as well as the educational community.

R4V partners identified additional challenges, including unequal access to social benefits for education, and discrimination experienced by Venezuelan children in schools.⁴²³ The first challenge primarily arises from insufficient institutional oversight to ensure local schools' compliance with educational laws, the legal barriers that impede access to the Social Household

Registry for those in an irregular situation, administrative restrictions in providing school-related benefits (such as meals, school supplies, uniforms), and high costs associated with integrating Venezuelans into the educational benefits system.⁴²⁴

R4V partners have linked the second barrier⁴²⁵ to the apparent criminalization of refugees and migrants in the media, inadequate multicultural integration mechanisms and practices of exclusion. The portrayal of refugees and migrants in the media – including youth – as potential threats or criminals is common in Chile, and results in the perpetuation of negative stereotypes, leading to stigmatization and social isolation of students, which can negatively impact their self-esteem, sense of belonging, and integration into the educational environment.

R4V partners also emphasized that refugee and migrant students, particularly girls, are extraordinarily exposed to risks of gender-based violence (GBV) which can have profound physical, psychological and emotional effects on students, hindering their academic progress and overall well-being; for example, verbal or sexual harassment, bullying and/or non-consensual touching.⁴²⁶

[419] R4V Chile, JNA 2023 (publication forthcoming).

[420] *Ibid.*

[421] *Ibid.*

[422] The Provisional School Identifier is a number provided by the Ministry of Education to refugee and migrant children and adults who do not have a national identification number in Chile (RUN) and who wish to join the Chilean school system, at any of its levels of regular education or through the validation of studies.

[423] R4V Chile Platform, JNA Validation Workshop Sessions, Santiago (July 2023).

[424] *Ibid.*

[425] *Ibid.*

[426] *Ibid.*

FOOD SECURITY



	PEOPLE IN NEED		♂	♀	♂	♀
CURRENTLY IN-DESTINATION	141.6 K	31.9%	39.9%	41.6%	9.4%	9.1%
AFFECTED HOST COMMUNITIES		16.0%	37.5%	39.1%	11.9%	11.5%

Food security is one of the principal needs of refugees and migrants from Venezuela in Chile. According to the JNA and related surveys, food needs are markedly greater for refugees and migrants upon arrival to the country and appear to lessen over time. For example, 26 per cent of Venezuelans report insufficient access to food after living in the country for less than a year, 22 per cent after residing in the country for up to two years, 17 per cent up to five years, and 11 per cent over five years.⁴²⁷ During the ongoing economic recovery from the COVID-19 pandemic and related increases in the cost of living, refugee and migrant households have experienced limited access to livelihoods which, in turn, has reduced their economic means to purchase food. The situation has further deteriorated due to price increases and inflation: Chile experienced its highest inflation rate in 30 years, peaking in January (at 12.8 per cent) and having dropped by June (to 6.5 per cent).⁴²⁸ According to the JNA, 17 per cent of refugees and migrants reported that in the week prior to the survey they did not have enough food to eat, with 97 per cent reporting a lack of economic resources as the main reason for not having access to food.⁴²⁹ The lack of sufficient income for food results in refugees and migrants resorting to coping mechanisms that affect their wellbeing, including reducing the number of meals per day and buying cheaper (and lower quality) food. Just 58.8 per cent of respondents to the JNA report having sufficient funds to cover their monthly expenses

(including food), which implies that the remaining 41.2 per cent may be at some risk of food insecurity.⁴³⁰

Venezuelans who recently arrived in Chile face a greater risk of food insecurity compared to those in-destination, as they face significant challenges earning a sufficient income or securing financial resources to purchase food along their journey. An R4V partner's monitoring survey⁴³¹ found that nearly 59 per cent of refugees and migrants interviewed upon arrival at the Chilean-Bolivian border had problems accessing food. Another R4V partner's recent survey⁴³² found that 53 per cent of women travelling with children, pregnant and lactating women had struggled to obtain sufficient food while in transit to Chile. Among these population groups, almost 66 per cent⁴³³ reported a lack of financial resources as the main reason for food insecurity. With ongoing new arrivals to the northern border of Chile continuing at a steady rate. Given their high indices of food insecurity as evidenced through various sources, support to address food insecurity for those upon arrival, particularly in northern border areas with Peru and Chile, will continue to be a main need of the population.

Refugees and migrants from Venezuela in Chile also have limited information on local foods that make for a nutritious diet and may be unaware of (or unable to participate in) some mechanisms for optimizing food consumption, including self-production and community kitchens.⁴³⁴

[427] R4V Chile, JNA 2023 (publication forthcoming).

[428] Corporación Nacional de Consumidores y Usuarios, Conadecus, "Nueva alza en la canasta básica: Chile duplica inflación alcanzando más del 28%" (19 January 2023), <https://www.conadecus.cl/nueva-alza-en-canasta-basica-chile-duplica-inflacion-alcanzando-mas-del-28/>; see also National Institute of Statistics, <https://www.ine.gob.cl/estadisticas/economia/indices-de-precio-e-inflacion/indice-de-precios-al-por-mayor/2023/01/06/ipc-de-diciembre-present%C3%B3-un-aumento-mensual-de-0-3-acumulando-una-variacion-de-12-8-en-2022>.

[429] R4V Chile, JNA 2023 (publication forthcoming).

[430] *Ibid.*

[431] IOM, DTM Pisiga, Round 1 (June 2023).





[432] UN Women, *Análisis de Género: Contexto Migratorio Frontera Norte de Chile*, 2023, <https://lac.unwomen.org/es/digital-library/publications/2023/04/analisis-de-genero-contexto-migratorio-frontera-norte-de-chile>

[433] *Ibid.*

[434] R4V Chile Platform, JNA Validation Workshop Sessions, Santiago (July 2023).

HEALTH



	PEOPLE IN NEED					
CURRENTLY IN-DESTINATION	98.4 K	22.1%	39.9%	41.6%	9.4%	9.1%
AFFECTED HOST COMMUNITIES		9.5%	37.5%	39.1%	11.9%	11.5%

In Chile, refugees and migrants have access to public health services free of charge regardless of their status. However, refugees and migrants from Venezuela often do not exercise this right due to fear or misperceptions that those in an irregular situation will not be assisted or that they wouldn't be able to cover the costs. This has been identified as a main reason for refugees and migrants not approaching health centers, among those in-destination and those recently arrived.⁴³⁵ According to the JNA,⁴³⁶ 20 per cent of respondents who reported having health issues that required medical attention within the last 30 days said that they did not receive the necessary treatment, either because they did not seek it out or could not access services. Refugees and migrants from Venezuela also face challenges enrolling in health insurance plans,⁴³⁷ including due to a lack of required documentation.⁴³⁸ The inability to access or afford private health insurance results in refugees and migrants having to pay out-of-pocket for medical care that is unavailable through the public health system, such as laboratory tests, diagnostic imaging, and visual examinations, or resorting to coping mechanisms such as self-medication, which can be particularly risky for those with chronic diseases.

For both refugees and migrants in-destination and new arrivals, access to mental healthcare services was identified as a gap and remains an important unmet

need, with nearly 10 per cent of refugees and migrants surveyed for the JNA who have resided for less than two years in Chile reporting their mental health as bad over the last 30 days. Among Venezuelans who recently arrived in Chile, problems regarding mental health are even worse: of the population interviewed by an R4V partner upon arrival in Colchane, 32 per cent regarded the state of their mental health in the last 30 days as bad.⁴³⁹

Finally, refugees and migrants arriving in Chile via irregular crossings at the northern borders face additional health needs and challenges, given that these border areas (mainly Colchane and Arica) have limited health service capacities and insufficient infrastructure. The extreme temperature differences encountered between day and night, coupled with high altitudes, exacerbate healthcare risks and negatively impact the well-being of refugees and migrants. According to an R4V partner's analysis from 2022, 15 per cent of Venezuelans entering Chile suffered from a chronic medical condition that required treatment, while 12 per cent of those entering Chile required immediate medical attention to treat acute onset issues such as dehydration, malnutrition, hypothermia, and altitude sickness.⁴⁴⁰

[435] Servicio Jesuíta a Migrantes (SJM), *Informe CASEN y Migración: Avances y Brechas en el acceso a salud de la población migrante residente en Chile, 2022*, <https://www.migracionenchile.cl/publicaciones>

[436] R4V Chile, JNA 2023 (publication forthcoming).

[437] *Ibid.*

[438] R4V Chile Platform, JNA Validation Workshop Sessions, Santiago (July 2023).

[439] IOM Chile, *Análisis Comparativo de la Matriz de Seguimiento al Desplazamiento (DTM) Colchane, Chile (June-December 2022)* (July 2023), https://chile.iom.int/sites/g/files/tmzbdl906/files/documents/2023-07/informe-dtm_colchane.pdf

[440] IOM, *DTM Arica, Rounds 2 to 4 (January-March 2023)*.

HUMANITARIAN TRANSPORTATION



CURRENTLY IN-DESTINATION

PEOPLE IN NEED



67.0 K

15.1%

39.9%

41.6%

9.4%

9.1%

AFFECTED HOST COMMUNITIES

6.1%

37.5%

39.1%

11.9%

11.5%

In Chile, refugees and migrants largely enter the country through unofficial border crossing points, due to their inability to meet current entry requirements, and the limited ability to secure a regular stay arrangement or refugee status. According to an R4V partner's analysis⁴⁴¹ from late 2022 conducted in Colchane, a combination of limited financial resources, inability to meet the requirements to travel on official transportation (linked to lack of documentation) and lack of information leads recently arrived Venezuelans to either walk long distances in adverse weather conditions or to use informal transportation to reach their intended destination cities further south. The same scenario continues in 2023: most Venezuelans enter Chile through the cities of Arica or Colchane, along the northern borders with Peru and Bolivia, respectively. Upon arrival, 44 percent report having limited economic resources to reach their final destinations in Chile⁴⁴² and 54 per cent require information about transportation options.⁴⁴³

This situation poses safety and health risks, due to the harsh climatic conditions in the desert, particularly for children, pregnant women, the elderly, and people with disabilities. It also poses protection risks, including those of human trafficking and smuggling, GBV and/or child protection risks (particularly for unaccompanied and separated children).

Access to safe transportation for refugees and migrants is also impeded by the remoteness of locations of temporary shelters, which are away from large population centers and not located on busy public transport (bus) routes, meaning those refugees and migrants who eventually leave the

temporary shelters find themselves with limited options. As new arrivals of refugees and migrants in an irregular situation are composed primarily of Venezuelans, but also other nationalities, R4V partners operating in Chile's border regions have also observed refugees and migrants of other nationalities in need of humanitarian transportation.

Meanwhile, refugees and migrants in destination also face barriers for safe and reliable transportation to access essential goods and services, and to engage in income-generating activities that could promote their sustainable socio-economic integration. According to the JNA, 12.6 per cent of in-destination households report having insufficient funds or information to access safe local transportation.⁴⁴⁴ Refugees and migrants from Venezuela residing in the Metropolitan region of Santiago, in particular, find it more difficult to access transportations services (15 per cent⁴⁴⁵) compared to other regions where the JNA was conducted, due to the long distances they must commute to access basic services, including education, healthcare, social welfare and documentation processes. Profiles of those most affected by a lack of access to domestic transportation services include female heads of households and pregnant and lactating women, who more often have limited economic resources and are unable to afford adequate transportation.

In 2023, R4V Chile has identified emerging transportation needs related to refugees and migrants who engage in return movements towards Venezuela, and who are exploring alternative destination countries (in particular the United States). Refugees and migrants engaged in such northward movements from Chile

[441] IOM Chile, *Análisis Comparativo de la Matriz de Seguimiento al Desplazamiento (DTM) Colchane, Chile (June-December 2022)* (July 2023), https://chile.iom.int/sites/g/files/tmzbd1906/files/documents/2023-07/informe-dtm_colchane.pdf

[442] IOM, *DTM Pisiga, Round 1* (June 2023).

[443] *Ibid.*

[444] R4V Chile, *JNA 2023* (publication forthcoming).

[445] *Ibid.*

lack information on transportation options. During the JNA needs validation workshop, R4V partners noted that while it is an incipient trend, groups of

refugees and migrants have reported that they require information and financial support for the purpose of such movements.

INTEGRATION



CURRENTLY IN-DESTINATION

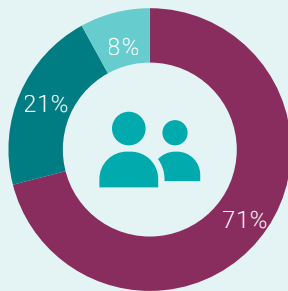
AFFECTED HOST COMMUNITIES

PEOPLE IN NEED



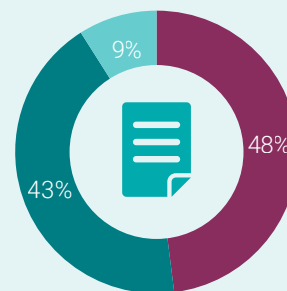
	191.5 K	43.1%	39.9%	41.6%	9.4%	9.1%
CURRENTLY IN-DESTINATION	191.5 K	43.1%	39.9%	41.6%	9.4%	9.1%
AFFECTED HOST COMMUNITIES		19.1%	37.5%	39.1%	11.9%	11.5%

PERCENTAGE OF VENEZUELANAS CURRENTLY PARTICIPATING IN COMMUNITY SPACES



- Do not participate in any community space
- Religious congregation, church or temple
- Participates in another space

PERCENTAGE OF VENEZUELANAS CURRENTLY WORKING AND TYPE OF EMPLOYMENT CONTRACT



- No contract
- With employment contract
- With receipt or payslip

Source: Joint Needs Assessment (JNA) Chile 2023 (publication forthcoming).

Identified integration needs for refugees and migrants from Venezuela are focused on socio-economic and social inclusion factors, and include access to formal employment, investment in entrepreneurship for eventual self-sufficiency, validation of professional qualifications and competencies, participation in community spaces, and addressing negative perceptions and stigmatization.⁴⁴⁶ According to the JNA, 34 per cent of surveyed refugees and migrants from Venezuela work within the informal sector,⁴⁴⁷ while 22 per cent were not engaged in any form of paid work.⁴⁴⁸ Among refugees and migrants who

are not working, 25 per cent mentioned caregiving responsibilities for children, while 14 per cent cited a lack of necessary documentation as the main barrier preventing them from working.⁴⁴⁹

Challenges accessing the formal labour market stem from multiple factors, including employers' limited understanding of the legality of hiring refugees and migrants, obstacles to formalizing entrepreneurial endeavors, limited access to the banking system (particularly for those without a Chilean Identification Number⁴⁵⁰ and/or in an irregular situation⁴⁵¹) and

[446] R4V Chile Platform, JNA Validation Workshop Sessions, Santiago (July 2023).

[447] *Ibid.*

[448] *Ibid.*

[449] *Ibid.*

[450] Rol Único Tributario (RUT)

[451] For Venezuelan nationals to work legally in Chile, they must prove their residence or legal permanence in the country and have a formal employment offer through a work contract. In addition, the company, institution or person that hires the worker must be legally domiciled in Chile, the employment contract must be signed before a notary by the employer and the worker or whoever represents them, and in the case of specialized professionals or technicians, they must prove their respective professional accreditation has been duly legalized in their country of origin.

refugees' and migrants' limited awareness of local job-placement and job-search services.⁴⁵² Meanwhile, for refugees and migrants involved in paid activities, a primary challenge is earning enough income to meet their basic needs, particularly as there is an average wage gap of 15 per cent between refugees and migrants (of all nationalities) and Chileans.⁴⁵³ According to the JNA, 25 per cent of surveyed refugees and migrants lacked sufficient income to cover their household necessities,⁴⁵⁴ while 59 per cent earned just enough to meet them.⁴⁵⁵ R4V partners identified underemployment as a pressing issue that many Venezuelans face, attributed to factors including the complexity of regularization and asylum procedures, difficulties validating academic degrees and certifying professional and vocational competencies, and employment discrimination based on gender, age and/or nationality.⁴⁵⁶ The JNA revealed that 9 per cent of working respondents are either very dissatisfied or dissatisfied with the current activity or occupation they are engaged in.

The JNA revealed a notable disparity in educational levels between refugees and migrants with varying durations of residency in Chile. Specifically, 47 per cent of those who had resided in the country for over five years had completed higher education,⁴⁵⁷ while this was only 18 per cent for those who had resided in the country for less than one year, and 15 per cent for those in the country between one and two years.⁴⁵⁸ Among all respondents, 31 per cent reported having been unable to validate their prior studies despite attempting to do so and only 2.6 per cent had successfully validated their academic degrees or professional certificates in Chile.⁴⁵⁹ Reasons for this include the

inability of those in irregular situations to access validation processes, prioritization of more pressing needs, lack of accessible mechanisms, and excessive bureaucracy.⁴⁶⁰

Participants in the JNA needs validation workshop emphasized obstacles to accessing higher education and educational programs for adults as priority needs.⁴⁶¹ According to the JNA, only about 1 per cent of respondents have completed their educational studies in Chile, while high tuition costs and lack of information contribute to barriers to higher education.⁴⁶²

Regarding social cohesion, the JNA identified that 71 per cent of surveyed refugees and migrants do not engage in community spaces, such as sports, social, or cultural clubs, religious congregations, neighborhood associations or meetings, educational communities, labour unions, or other civil society groups.⁴⁶³ This lack of community participation remains significant even among Venezuelans who have resided in Chile for more than five years, with 55 per cent reporting a lack of engagement in the aforementioned spaces.⁴⁶⁴ Of those who do engage in such spaces, religious and faith-based community environments attract the highest proportion of refugees and migrants, at 21 per cent of surveyed respondents; only 7 per cent participate in sports, social and/or cultural clubs.⁴⁶⁵ The social integration gap between refugees and migrants and their host communities is linked to various challenges, such as a rise in negative perceptions among host communities towards Venezuelans influenced by extensive media coverage of crimes involving refugees and migrants; and the scarcity of multicultural awareness programs and public policy initiatives to promote social cohesion.⁴⁶⁶ A total of 34 per cent of those surveyed

[452] R4V Chile Platform, *JNA Validation Workshop Sessions* (July 2023).

[453] Fundación Sol, *Work and Migration: Economic Insertion and Value of Work Efforts among the Migrant Population* (August 2023), https://fundacionsol.cl/cl_luzit_herramientas/static/adjuntos/7379/migrantes_casenv3.pdf

[454] R4V Chile, *JNA 2023* (publication forthcoming).

[455] *Ibid.*

[456] R4V Chile Platform, *JNA Validation Workshop Sessions*, Santiago (July 2023).

[457] R4V Chile, *JNA 2023* (publication forthcoming).

[458] *Ibid.*

[459] *Ibid.*

[460] R4V Chile Platform, *JNA Validation Workshop Sessions*, Santiago (July 2023)

[461] *Ibid.*

[462] *Ibid.*

[463] R4V Chile, *JNA 2023* (publication forthcoming).

[464] *Ibid.*

[465] *Ibid.*

[466] R4V Chile Platform, *JNA Validation Workshop Sessions*, Santiago (July 2023).

in the JNA said they have felt discriminated against because of their nationality in Chile.⁴⁶⁷ Stigmatization of the refugee and migrant population as a whole can exacerbate the marginalization of certain sub-groups

already subjected to exclusion and discrimination, such as children and youth, the elderly, women and gender-diverse persons, and LGBTQI+ persons.⁴⁶⁸

NUTRITION



CURRENTLY IN-DESTINATION

PEOPLE IN NEED



AFFECTED HOST COMMUNITIES

75.1 K

16.9%

39.9%

41.6%

9.4%

9.1%

12.7%

37.5%

39.1%

11.9%

11.5%

The rise in food prices and the lack of job opportunities in Chile have negatively impacted Venezuelan households in terms of access to food and household purchasing power. This in-turn has contributed to increasingly unhealthy diets and inadequate food consumption that does not meet the nutritional needs of refugees and migrants, especially for pregnant or lactating women and children under five years of age.

Among refugee and migrant households surveyed by the JNA, 17 per cent⁴⁶⁹ had reduced the quality or quantity of their food intake in the last week, with 97 per cent of those households reporting their socio-economic situation as the main reason for reducing meals or buying cheap food. The nutritional condition of pregnant or lactating women and children under five years of age – who are the most vulnerable to malnutrition – has been also put at risk, with a lack of interventions to identify and treat malnutrition: in 51 per cent of households with children under five years of age, pregnant and lactating women reported not receiving any nutrition evaluation, and 34 per cent had received no nutrition interventions, including nutritional screening, micronutrient supplementation, or breastfeeding support.⁴⁷⁰

There is also a wide gap in the effective use of and access to healthcare services for Venezuelan households with children under the age of 5 and pregnant and/or

lactating women. A total of 13 per cent of households in Chile have pregnant or lactating women, and almost 74 per cent of households surveyed include children. Nevertheless, 20 per cent⁴⁷¹ of Venezuelan households reported not accessing health services despite having a need to do so within the month prior to the survey, with the main reasons being a lack of financial means to cover resulting costs, misinformation regarding access to the free-of-charge healthcare system in Chile, and their fear of attending a healthcare center due to an irregular situation.

Refugees and migrants from Venezuela recently arriving in Chile have particular nutrition needs, due to the cumulative effects of their lack of proper nutrition during their transit to Chile, combined with their lack of financial resources, which render them more likely to consume food that does not meet their nutritional needs. According to an R4V partner's monitoring survey, 40 per cent of travel groups arriving to Chile include children, and of these households with children, 54 per cent experience some level of food insecurity.⁴⁷²

Furthermore, according to the JNA needs validation workshop, the lack of adequate WASH services, such as clean drinking water and hygiene products, risks leading to malnutrition among refugees and migrants from Venezuela, particularly those in situations of homelessness or living in informal settlements.

[467] R4V Chile, JNA 2023 (publication forthcoming).

[468] *Ibid.*

[469] *Ibid.*

[470] *Ibid.*

[471] *Ibid.*

[472] IOM, DTM Arica, Rounds 2 to 4 (January-March 2023).

PROTECTION



CURRENTLY IN-DESTINATION

AFFECTED HOST COMMUNITIES

PEOPLE IN NEED



248.1 K	55.8%	39.9%	41.6%	9.4%	9.1%
	17.3%	37.5%	39.1%	11.9%	11.5%

One of the primary barriers that refugees and migrants from Venezuela face in Chile, particularly those who arrived within the past two years, is the difficulty accessing mechanisms to regularize their status in the country.⁴⁷³ The main consequences of having an irregular status in Chile include the inability to access the formal labour market / employment opportunities, government housing subsidies, higher education, professional degree validation, emergency family income (provided, for instance, during the COVID-19 pandemic) and financial services. The requirements for regularization established by the Chilean authorities are complex and often entail submitting specific documents, including passports, certificates of criminal records, and proof of financial means.⁴⁷⁴ Obtaining these documents can be arduous for many Venezuelan refugees and migrants. For example, the JNA found that over 40 per cent of respondents did not hold a valid Venezuelan ID card and 85 per cent did not have a valid Venezuelan passport.⁴⁷⁵ Furthermore, 59 per cent did not have any residency permit in Chile (92 per cent of those who arrived in the previous two years were in an irregular situation, compared to 25 per cent of those who had resided for two or more years

in Chile).⁴⁷⁶ Additionally, the administrative capacity of national authorities is limited, resulting in delays⁴⁷⁷ and additional hurdles in processing and responding to the substantial number of regularization requests.

Obstacles to accessing refugee status determination (RSD) processes are and will likely continue to be one of the key challenges faced by Venezuelans seeking international protection in Chile.⁴⁷⁸ The JNA revealed that less than 1 per cent of respondents had a temporary residence permit for asylum seekers, while 18 per cent had attempted to access the procedure.⁴⁷⁹ A further 15 per cent of respondents said they were unaware of the procedure to seek asylum in Chile.⁴⁸⁰ Between 2010 and 2022, out of a total of 26,985 applications of various nationalities for recognition of refugee status in Chile, only 714 have been approved, corresponding to 3 per cent.⁴⁸¹ Additionally, 28 per cent of applications, equivalent to 7,571 asylum requests, have been rejected; the remaining 69 per cent of applications remain pending.⁴⁸² Specifically with regard to the Venezuelan population, between 1 January 2017 and 30 June 2023, of over 10,000 RSD applications submitted, less than one per cent

[473] R4V Chile Platform, JNA Validation Workshop Sessions, Santiago (July 2023). According to the Migration Law (Law No. 21.325, enacted in April 2021) adults are effectively unable to regularize if they entered in an irregular manner through unofficial border points. Migration and Foreigners Law, No. 21.325 (2022), Republic of Chile, <https://www.bcn.cl/leychile/navegar?idNorma=1158549>

[474] UNHCR, "Visas y otras formas de regularización" (accessed 19 July 2023), <https://help.unhcr.org/chile/visas-y-otras-formas-de-regularizacion/>

[475] R4V Chile, JNA 2023 (publication forthcoming).

[476] *Ibid.*

[477] Informe Final 718-2022 Auditoría al Proceso de Residencias Temporales y Definitivas – Servicio Nacional de Migraciones (May 2023) <https://www.contraloria.cl/pdfbuscador/auditoria/4e47a682f41c9b14b11d945c03a79c97/html>

[478] R4V Chile Platform, JNA Validation Workshop Sessions, Santiago (July 2023).

[479] R4V Chile, JNA 2023 (publication forthcoming).

[480] *Ibid.*

[481] Servicio Jesuita a Migrantes (SJM), Anuario de estadísticas migratorias: Movilidad Humana en Chile: ¿Cómo avanzamos hacia una migración ordenada, segura y regular? (Santiago, Chile: SJM, 2023), 28.

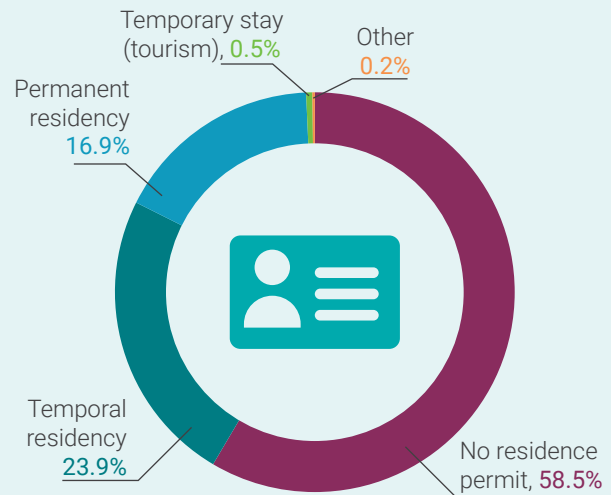
[482] *Ibid.*

have been approved.⁴⁸³ Prolonged uncertainty due to inadequate RSD procedures results in psychological distress, hinders integration, and exposes Venezuelans to the continuous fear of possible detention and/or deportation, rendering individuals and families even more vulnerable. While the percentage of decisions granting refugee status increased in 2022 (3.39 per cent versus 0.53 per cent in 2021 and 0.32 per cent in 2020),⁴⁸⁴ this situation has prompted the nation's Supreme Court to order the National Migration Service to establish a protocol for properly processing requests for refugee status in accordance with the law.⁴⁸⁵

Finally, refugees and migrants in Chile have an unmet need for access to timely and quality information on their rights and how to effectively assert them.⁴⁸⁶ There are challenges related to information overload and misinformation spread through social media, among others,⁴⁸⁷ which often leads to missed services, institutional distrust, and abuse, heightening refugees' and migrants' vulnerability, isolation, and potential for harm. The lack of appropriate and reliable information regarding access to services and rights in Chile is a particularly significant concern for the Venezuelan population arriving to the country: more than 50 per cent of refugees and migrants surveyed by an R4V partner upon arrival at the Pisiga-Colchane border point (bordering Bolivia) reported they had insufficient access to necessary information.⁴⁸⁸ Surveys

conducted by another R4V partner in the city of Arica (bordering Peru) during the first half of 2023 revealed that a mere 3.4 per cent relied on official sources for information,⁴⁸⁹ while 56 per cent sought information from individuals already in Chile before their journeys, 36 per cent relied on networks from their home country, and 28 per cent utilized social media platforms.⁴⁹⁰

PERCENTAGE OF VENEZUELAN BY TYPE OF PERMIT IN CHILE



Source: Joint Needs Assessment (JNA) Chile 2023 (publication forthcoming).

[483] Information obtained from the National Migration Service of Chile via a direct request from UNHCR (4 July 2023).

[484] *Ibid.*

[485] Supreme Court's Judgement No. 115.005-2022 of 20 March 2023, available at: <https://www.diarioconstitucional.cl/wp-content/uploads/2023/03/REFUGIOPOLITCOSPROCEDIMIENTOSUPREMACARTILLA115.005-2022.pdf>

Supreme Court Judgement: <https://www.diarioconstitucional.cl/wp-content/uploads/2023/03/REFUGIOPOLITCOSPROCEDIMIENTOSUPREMACARTILLA115.005-2022.pdf>

[486] R4V Chile Platform, JNA Validation Workshop Sessions, Santiago (July 2023).

[487] *Ibid.*

[488] IOM, DTM Pisiga, Round 1 (June 2023).

[489] IOM, DTM Arica, Rounds 2 to 4 (January-March 2023).

[490] *Ibid.*

CHILD PROTECTION



CURRENTLY IN-DESTINATION

AFFECTED HOST COMMUNITIES

PEOPLE IN NEED



104.0 K	23.4%	39.9%	41.6%	9.4%	9.1%
	6.5%	37.5%	39.1%	11.9%	11.5%

Despite the efforts of the national authorities to ensure the protection of Venezuelan refugee and migrant children in Chile, their situation is marked by challenges in exercising their rights to education, healthcare, and protection, with unmet needs stemming from their irregular status, cultural gaps, and lack of adequate public policies.⁴⁹¹ Protection concerns impacting refugee and migrant children in Chile include family separation (with difficulties reuniting often exacerbated by their irregular status), psychosocial distress arising from their journey and adaptation to a new environment, and instances of discrimination and xenophobia. One of the key child protection needs identified during the JNA process, according to R4V partners, is the lack of an integrated and coordinated system for providing comprehensive support, assistance, and monitoring of basic needs and protection for refugee and migrant children.⁴⁹² Considering that 74 per cent of surveyed refugee and migrant households in Chile include one or more children,⁴⁹³ ensuring that their needs are met and that they can grow protected from violence, abuse, and exploitation is of interest to the vast majority of the Venezuelan population and the communities that host them.

Child protection is of particular concern for children who are separated from or unaccompanied by their parents (UASC), who were identified in 4 per cent of

refugee and migrant households surveyed in Chile through the JNA. Particularly worrying is the JNA finding that over 12 per cent of children between ages 13 to 17 in Chile are separated or unaccompanied from their parents.⁴⁹⁴ UASC in Chile are susceptible to an elevated risk of trafficking, child labour, sexual abuse and exploitation, and social exclusion, especially for those recently arriving.⁴⁹⁵

The JNA also highlighted that 58 per cent of parents and guardians were not aware of the services available in their host community to protect children from violence, abuse, and exploitation, such as “Mejor Niñez”, the National Service for the Specialized Protection of Children of the Ministry of Social Development and Family or the Children’s Ombudsman.⁴⁹⁶ This percentage remained consistent among refugees and migrants who had been in the country for a longer period (approximately 58 per cent),⁴⁹⁷ highlighting the gaps in state programs in addressing the needs of child refugees and migrants over time.

Continuing challenges have also been highlighted regarding the regularization of children in an irregular situation, particularly regarding their access to a fair and lawful procedure.⁴⁹⁸ The Migration Law (Law No. 21,325, enacted in April 2021⁴⁹⁹) established specific mechanisms for regularizing children’s status, even if they entered in an irregular manner through unofficial

[491] R4V Chile Platform, JNA Validation Workshop Sessions, Santiago (July 2023).

[492] *Ibid.*

[493] R4V Chile, JNA 2023 (publication forthcoming).

[494] *Ibid.*

[495] Information on the types of threats faced by UASC and the institutional framework for UASC in Chile can be found in the Protocol for the Protection of UASC in the Context of Migration and/or in Need of International Protection, Government of Chile (with OHCHR, UNICEF and UNHCR) (2021) <https://www.pjud.cl/prensa-y-comunicaciones/docs/download/30475>

[496] *Ibid.*

[497] *Ibid.*

[498] R4V Chile Platform, JNA Validation Workshop Sessions, Santiago (July 2023).

[499] Migration and Foreigners Law, No. 21.325 (2022), Republic of Chile, <https://www.bcn.cl/leychile/navegar?idNorma=1158549>

border crossing points, unlike adults. However, the lack of information regarding the procedure has severely undermined children's access to this right, creating insurmountable barriers for a significant portion of Venezuelan children in Chile.⁵⁰⁰ According to the JNA, 8 per cent of children have no form of documentation,⁵⁰¹ including birth certificates or other (expired) documentation. This is due, in part, to the absence of a digitized civil service in Venezuela and consular services in the region that would facilitate access to documents such as birth certificates.⁵⁰²

Finally, a significant portion of Venezuelan children have a persistent unmet need for mental health support, mainly resulting from traumatic events before, during, and after their journeys. As identified during the JNA, this "migration grief" can last for years and even exist for generations, becoming a highly challenging issue to address, particularly due to its psychological nature and the pre-existing multi-causal vulnerabilities experienced by children in human mobility.⁵⁰³

GENDER-BASED VIOLENCE



CURRENTLY IN-DESTINATION AFFECTED HOST COMMUNITIES	PEOPLE IN NEED					
	47.9 K	10.8%	39.9%	41.6%	9.4%	9.1%
		10.1%	37.5%	39.1%	11.9%	11.5%

Refugees and migrants from Venezuela in Chile face a myriad of gender-based violence, such as intimate partner violence, sexual violence, exploitation, and trafficking (especially in the northern regions of the country), and gender-based harassment, among others di.⁵⁰⁴ As raised during the R4V needs' validation workshop, these forms of GBV are rooted in factors that increase risk, including discrimination and marginalization, institutional violence, social isolation and/or exclusion, denial of reproductive and sexual rights, gender inequality, inadequate legal protection, economic insecurity and dependency, limited awareness, cultural norms, and stereotypes, as well as limited access to support services.⁵⁰⁵ These underlying factors not only render refugees and migrants more vulnerable to GBV, but also perpetuate a cycle of violence and discrimination, and often

lead to individuals not self-identifying as survivors of GBV, which can pose challenges in recognizing and addressing their experiences.⁵⁰⁶

Despite many challenges in identifying the prevalence of GBV, including the above-noted lack of self-identification, in response to a JNA question which defined GBV for respondents, 12 per cent of refugee and migrant women surveyed said that they felt either very insecure or insecure in Chile.⁵⁰⁷

In this regard, the JNA needs validation workshop highlighted the normalization of GBV due to social and cultural factors as one of the key issues.⁵⁰⁸ The complex situations mentioned above are compounded by a lack of an institutional response with a more inclusive and intercultural approach, on the part of both government and civil society, in order to effectively protect the rights of refugees and migrants.

[500] R4V Chile Platform, JNA Validation Workshop Sessions, Santiago (July 2023).

[501] R4V Chile, JNA 2023 (publication forthcoming).

[502] R4V Chile Platform, JNA Validation Workshop Sessions, Santiago (July 2023).

[503] *Ibid.*

[504] UN Women, *Análisis de género: contexto migratorio en la frontera norte de Chile*, Santiago, 2023, p. 24. <https://lac.unwomen.org/es/digital-library/publications/2023/04/analisis-de-genero-contexto-migratorio-frontera-norte-de-chile>

[505] R4V Chile Platform, JNA Validation Workshop Sessions, Santiago (July 2023).

[506] *Ibid.*

[507] R4V Chile, JNA 2023 (publication forthcoming).

[508] *Ibid.*

Consequently, GBV survivors' access to timely and quality information regarding response services for these situations, both from state and private entities, are among the key unmet needs identified.⁵⁰⁹ The JNA identified that 64 per cent of surveyed women were unaware of the support services available in their city for protection and assistance for survivors of GBV.⁵¹⁰ Such lack of knowledge about available services limits their access and aggravates the challenges they face.

Additionally, unaddressed mental health needs among GBV survivors and the barriers these pose to enjoying other rights were identified as key priority needs by the Sub-sector in Chile.⁵¹¹ Stigma surrounding mental health issues limits access to available services among the refugee and migrant population. In this context, the JNA revealed that 9 per cent of surveyed women felt very insecure about resorting to services in their city for protection and assistance in cases of GBV, including mental health support.

HUMAN TRAFFICKING & SMUGGLING



CURRENTLY IN-DESTINATION

AFFECTED HOST COMMUNITIES

PEOPLE IN NEED



Category	Male	Female	Child	Child		
CURRENTLY IN-DESTINATION	47.3 K	10.6%	39.9%	41.6%	9.4%	9.1%
AFFECTED HOST COMMUNITIES	3.1%	37.5%	39.1%	11.9%	11.5%	

According to the JNA findings, 78 per cent of all refugees and migrants indicated having entered Chile either through Arica or Colchane (with this percentage being even higher for those who arrived within the last two years),⁵¹² where networks of human trafficking and smuggling operate to facilitate entry through irregular crossings and avoid detection by the authorities. In addition, 16 per cent of refugees and migrants reported having used some sort of "guide service" to enter Chilean territory.⁵¹³

During the JNA needs validation workshop, partners of the national R4V Platform identified the lack of self-perception as victims of trafficking among the affected population as a need to respond to.⁵¹⁴ Moreover, there are challenges in identifying and therefore measuring the phenomena of smuggling and human trafficking, due to their unique characteristics.⁵¹⁵

Despite the difficulties identifying victims of human trafficking, some important possible indicators of prevalence were identified through the JNA: these include entry to the country that is forced, coerced or under false pretenses (which was reportedly experienced by 5 per cent of survey respondents in Chile), or exploitative labour practices (such as working longer hours than agreed, reportedly experienced by 24 per cent of respondents, or not receiving the agreed payment, reported by 18 per cent of respondents) which can indicate possible trafficking for the purpose of labour exploitation.⁵¹⁶

Data from the Public Prosecutor's Office shows that victims of human trafficking for the purpose of sexual exploitation in Chile are overwhelmingly refugee and migrant women, with 100 per cent of victims of the ongoing cases led by the Public Ministry in 2021

[509] R4V Chile Platform, JNA Validation Workshop Sessions, Santiago (July 2023).

[510] R4V Chile, JNA 2023 (publication forthcoming).

[511] R4V Chile Platform, JNA Validation Workshop Sessions, Santiago (July 2023).

[512] R4V Chile, JNA 2023 (publication forthcoming).

[513] It is important to note that these self-reported figures may be significantly lower than the actual numbers, due to the fear of confessing an act prohibited by Chilean law. R4V Chile, JNA 2023 (publication forthcoming).

[514] R4V Chile Platform, JNA Workshop Sessions, Santiago (July 2023).

[515] Noting that those who engage smugglers are not to be identified as "victims," while victims of human trafficking are deprived of their freedom of movement, documents, or otherwise forced or coerced in situations beyond their control.

[516] R4V Chile, JNA 2023 (publication forthcoming).

and 2022 being refugees and migrants, and mainly Venezuelan women. Furthermore, the number of identified sex trafficking victims increased a staggering 460 per cent between those same years.⁵¹⁷

During the JNA validation workshop, the lack of coordination among responsible entities and civil society networks in addressing issues of trafficking and exploitation, along with a notable absence of distinction between human trafficking and smuggling when it comes to protecting refugees and migrants from these crimes, emerged as critically important and as a continuous need identified by R4V partners. This absence of differentiation can result in a lower

allocation of resources than necessary, ineffective response mechanisms, and the invisibility of human trafficking (which is a more serious crime according to national and international legislation) as it has a much lower number of reported cases compared to smuggling.⁵¹⁸

Another main barrier identified during the JNA needs validation workshop was the institutional capacity to prevent, investigate and prosecute human trafficking offenses effectively (delivering justice and reparation to victims), despite the endeavors of the Intersectoral Working Group on Human Trafficking⁵¹⁹ and the government's victim support program.⁵²⁰

SHELTER



	CURRENTLY IN-DESTINATION		PEOPLE IN NEED			
	75.5 K	17.0%	39.9%	41.6%	9.4%	9.1%
AFFECTED HOST COMMUNITIES		9.5%	37.5%	39.1%	11.9%	11.5%

Refugees and migrants from Venezuela in Chile face significant barriers to finding adequate, safe, and sustainable housing. This is related to the lack of regularization processes available to Venezuelans who entered Chile over the past two years (over 92 per cent of whom remain in an irregular situation, according to the JNA) which, in-turn, limits their access to formal rental contracts and housing loans. Refugees and migrants also face challenges covering rent payments due to their lack of sufficient income. While 86 per cent of refugee and migrant households surveyed through the JNA live in rented housing, 25 per cent of households reported having insufficient monthly incomes to cover

their basic needs, including rent.⁵²¹ Access to longer-term housing has also been negatively impacted by the rise in rental costs and inflation in Chile, estimated at 6.5 per cent for July 2023.⁵²²

Another obstacle preventing refugees and migrants in-destination from securing sustainable and adequate shelter is exposure to discrimination and xenophobia. According to the JNA needs workshop with R4V partners,⁵²³ landlords often employ discriminatory practices with refugees and migrants, who may be unaware of local rental market dynamics and their rights. These practices include unfair charges, evictions and illegal retention of their belongings.

[517] Public Prosecutor's Office, Government of Chile, <http://www.fiscaliadechile.cl/Fiscalia/estadisticas/index.do>

[518] Official information from the Intersectoral Working Group on Human Trafficking revealed 38 victims in Chile in 2022. In the same year, a single criminal organization reportedly facilitated the irregular entry of hundreds of individuals into the country. Detailed information on human trafficking can be found at: <http://tratadepersonas.subinterior.gov.cl/media/2023/05/Informe-estad%C3%ADstico-Trata-de-Personas-2011-2022-MITP.pdf> Information on the criminal organization of human smuggling in Chile is available at, e.g.: *Desbaratan red criminal que en tres meses ingresó a casi 1.800 migrantes a Chile - Cooperativa.cl*

[519] Information on the Intersectoral Working Group on Human Trafficking, <http://tratadepersonas.subinterior.gov.cl/>

[520] Information on the government's victim support programs available at: https://www.reddeproteccion.cl/fichas/centros_de_atencion_integral_a_victimias_cavi

[521] R4V Chile, JNA 2023 (publication forthcoming).

[522] Update 2: Chile's inflation rate eases further to 6.5% in July, REUTERS (8 August 2023), <https://www.reuters.com/article/chile-inflation-idUSL1N39P14Q>

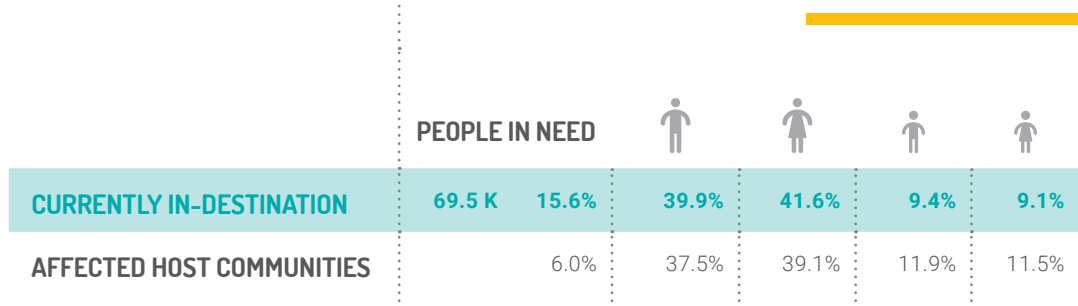
[523] R4V Chile Platform, JNA Validation Workshop Sessions (July 2023).

Meanwhile, with regards to the Venezuelan population recently arriving in the north of Chile, including Arica (along the border with Peru) and Colchane (along the border with Bolivia), refugees and migrants report that finding short-term accommodation is one of the top three challenges they face upon arrival.⁵²⁴ Another R4V partner's monitoring survey found that 30 per cent of new arrivals had problems finding accommodation,⁵²⁵ 49 per cent had spent one or more nights in temporary collective shelters⁵²⁶ and 30 per cent had to sleep at least one night on the streets or in public spaces in the north of the country.⁵²⁷ The main reason given for this issue was the lack of financial resources (45 per cent) to pay for adequate housing.⁵²⁸ Despite ongoing efforts by R4V partners, in coordination with national and local authorities to provide emergency shelter for

the most vulnerable across the country, especially in the Metropolitan Region (the region with the highest concentration of the Venezuelan population), there has been an increase in the number of refugees and migrants in a situation of homelessness, with a significant presence of children and adolescents among them.⁵²⁹

Moreover, for those refugees and migrants staying in temporary shelters or in the Lobito governmental transit site (in the Tarapacá region in the north), the transition from living in these facilities to long-term housing has proved to be challenging, particularly for groups with specific protection needs. For instance, people with disabilities and with chronic illnesses have struggled the most to find integration opportunities and leave these temporary shelters.⁵³⁰

WASH



WASH needs differ for refugees and migrants in-destination and those who are recently arrived in Chile. Most Venezuelans in-destination living in urban areas have access to piped potable water, sewage services, and solid waste collection within their homes (95 per cent).⁵³¹ However, according to the JNA, 25 per cent of in-destination households indicated that they were not able to purchase essential hygiene supplies during the week prior to being surveyed (including soap, toothpaste, diapers and menstrual hygiene products).

In addition to being unable to buy hygiene items, refugees and migrants from Venezuela residing in Chile

with informal rental agreements are more likely to live in accommodations where WASH facilities do not meet basic sanitation and hygiene standards. According to the JNA, 11 per cent of households live in overcrowded conditions in which multiple families share sanitation services.

Meanwhile, refugees and migrants recently arriving in Chile have greater unmet needs for access to safe drinking water, hygiene supplies, and sanitation facilities, particularly at the border areas of Colchane and Arica, where the availability of public showers and toilets is limited given the high numbers of refugees

[524] IOM Chile, *Análisis Comparativo de la Matriz de Seguimiento al Desplazamiento (DTM) Colchane, Chile (June-December 2022)* (July 2023), https://chile.iom.int/sites/g/files/tmzbd1906/files/documents/2023-07/informe-dtm_colchane.pdf

[525] IOM, *DTM Arica, Rounds 2 to 4 (January-March 2023)*.

[526] IOM, *DTM Pisiga, Round 1 (June 2023)*.

[527] *Ibid.*

[528] *Ibid.*

[529] *R4V Chile Platform, JNA Validation Workshop Sessions (July 2023)*.

[530] *Ibid.*

[531] *R4V Chile, JNA 2023 (publication forthcoming)*.

and migrants entering the country. According to an R4V partner's monitoring survey, 45 percent⁵³² of refugees and migrants arriving in the country reported not having access to WASH facilities along the border between Bolivia and Chile. The unmet WASH-related needs among women refugees and migrants arriving in Chile were even greater: 77 percent⁵³³ of women noted that sanitation services in the local town of Colchane were inadequate to meet their needs (including the needs of menstruating and lactating women).

There are also unmet needs for sustainable and adequate solid waste management at informal settlements inhabited by large numbers of refugees and migrants and their host communities, primarily located

in the Tarapacá Region.⁵³⁴ Garbage collection and the provision of other WASH services and infrastructure at these informal settlements is limited, causing negative impacts on the physical and mental health and social well-being of refugees and migrants, especially children, women and other groups with particular hygiene needs and greater susceptibility to infectious diseases under inadequate sanitary conditions.



© OIM - Francisca Salinas

[532] IOM, DTM Pisiga, Round 1 (June 2023).

[533] UN Women, *Análisis de Género: Contexto Migratorio Frontera Norte de Chile*, Santiago, 2023, <https://lac.unwomen.org/es/digital-library/publications/2023/04/analisis-de-genero-contexto-migratorio-frontera-norte-de-chile>

[534] "Casi 150 personas condenadas cada día a instalarse en un "campamento": Chile cuadruplica sus barriadas informales en 12 años," *El País* (17 March 2023), <https://elpais.com/chile/2023-03-17/al-menos-150-familias-condenadas-a-instalarse-en-un-campamento-cada-dia-chile-cuadruplica-sus-barriadas-informales-en-12-anos.html>



COLOMBIA

COLOMBIA AT A GLANCE

© GOAL

PEOPLE IN NEED (PIN)

CURRENTLY IN-DESTINATION **74.2%** **2.15 M**

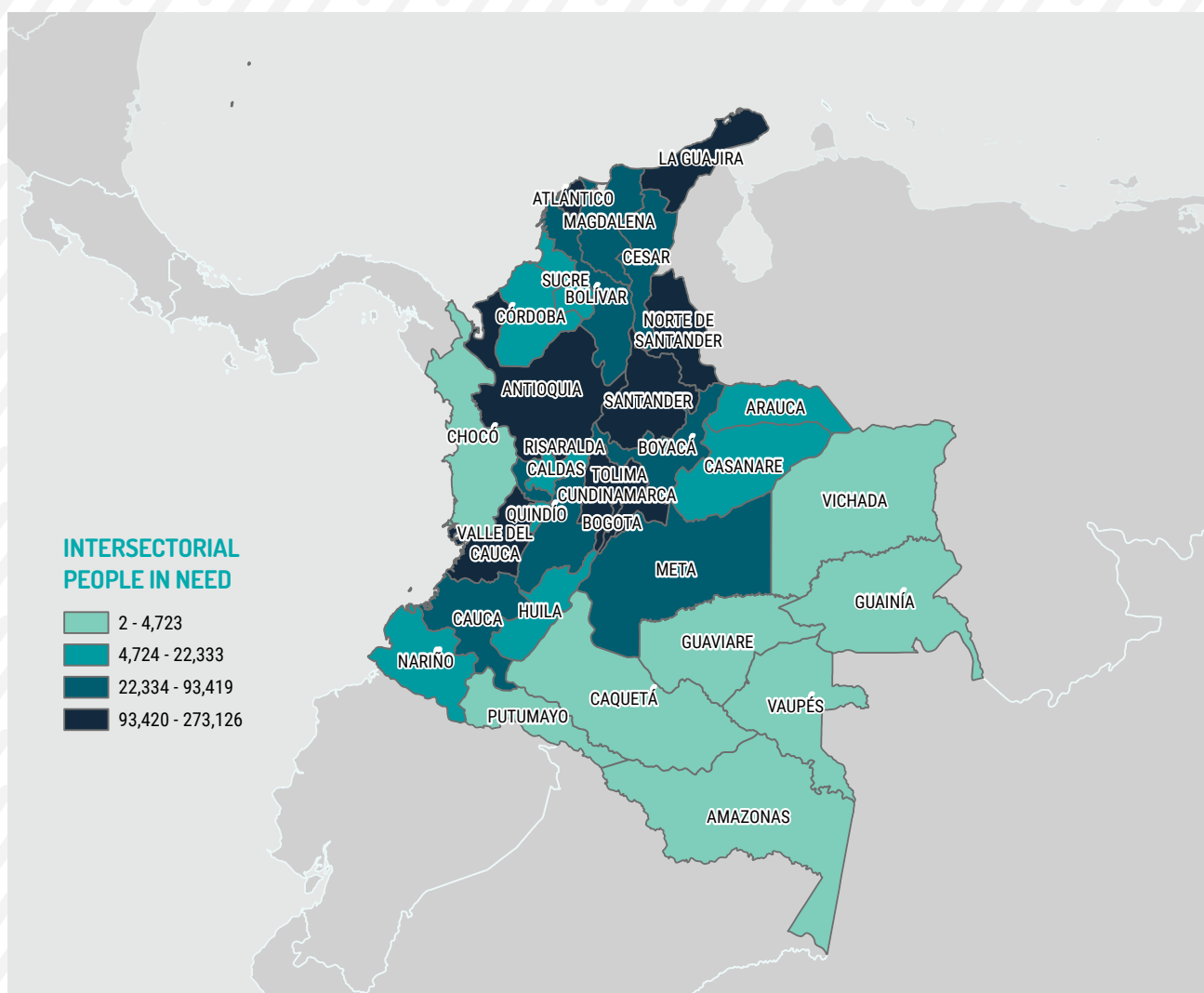
84.8%
VENEZUELAN
IN-TRANSIT

84.8%
OTHERS
IN-TRANSIT

69.6%
AFFECTED HOST
COMMUNITIES

63.8%
PENDULAR

52.3%
COLOMBIAN
RETURNEES



POPULATION IN NEED BY AGE AND GENDER














MEN WOMEN BOYS GIRLS



All percentages and absolute values used in maps, graphs and other infographics are, unless stated otherwise, based on the number of Venezuelan refugees and migrants in-destination, as reported in the August 2023 population update.

PEOPLE IN NEED (PIN)							
SECTOR	IN-DESTINATION		IN TRANSIT		AFFECTED HOST COMMUNITIES	PENDULAR	COLOMBIAN RETURNEES
	%	NUMBER	VEN	OTHERS			
	74.2%	2.15 M	84.8%	84.8%	69.6%	63.8%	52.3%
	62.0%	1.80 M	62.6%	53.5%	55.1%	41.1%	19.1%
	48.7%	1.41 M	83.2%	77.1%	48.8%	60.1%	49.9%
	74.2%	2.15 M	77.1%	73.6%	68.6%	54.8%	52.0%
	55.3%	1.60 M	84.3%	75.0%	38.4%	N/A	50.8%
	74.2%	2.15 M	41.2%	21.5%	67.4%	63.8%	52.3%
	17.4%	504.2 K	17.0%	13.9%	33.1%	25.5%	11.8%
	70.7%	2.05 M	72.7%	69.4%	55.7%	39.1%	48.9%
	27.8%	804.1 K	20.7%	18.1%	23.6%	14.3%	25.0%
	49.3%	1.43 M	54.0%	47.2%	42.4%	28.7%	32.0%
	10.9%	314.9 K	45.4%	55.6%	12.0%	19.4%	10.0%
	68.3%	1.98 M	84.3%	81.3%	59.7%	23.8%	48.0%
	67.8%	1.96 M	72.7%	75.7%	61.8%	43.2%	51.5%

LEGEND

-  Intersector
-  Education
-  Food Security
-  Health
-  Humanitarian Transportation
-  Integration
-  Nutrition
-  Protection
-  Child Protection
-  Gender-Based Violence (GBV)
-  Human Trafficking & Smuggling
-  Shelter
-  WASH

COUNTRY OVERVIEW

Colombia hosts the largest population of Venezuelan refugees and migrants (2.89 million⁵³⁵) while also acting as a major transit country for Venezuelans and other nationalities moving north towards Central and North America, south to the rest of South America, and for those considering return movements towards Venezuela. The border area with Venezuela is also marked by significant pendular population movements. To understand refugees' and migrants' movement patterns, intersectoral needs, barriers to access goods, services, and to the exercise of their rights, protection risks and coping mechanisms, the National R4V Platform in Colombia (GIFMM) conducted two Joint Needs Assessments (JNA) in 2023.⁵³⁶

Between May and June 2023, the GIFMM conducted a JNA for the Venezuelan population in-destination⁵³⁷ in Colombia, covering 21 municipalities in 14 departments, developed in two stages: first, based on government census data,⁵³⁸ the GIFMM conducted a field 'screening' to obtain information on Venezuelan households to be surveyed; second, 38 GIFMM partners conducted in-person surveys with 2,387 households, comprising 9,219 individuals.⁵³⁹

In June 2023, the GIFMM completed a JNA for pendular and in-transit populations, including eight nationalities engaging in such transit movements.⁵⁴⁰ 42 GIFMM partners surveyed 1,032 transit travel groups and 435 pendular travel groups at 32 strategic points in 20 municipalities from 8 departments.⁵⁴¹

The main findings of these JNAs are:

- Refugees and migrants **in-destination** have expanded their access to regularization through the Temporary Protection Status (TPS) programme (with 59 per cent of JNA respondents in 2023 holding a TPP/TPS document, compared to 49 per cent in 2022) while some 32 per cent of JNA respondents remain in an irregular situation in Colombia. Nevertheless, the increase in access to regular status has not necessarily translated into effective access to goods, services, and rights⁵⁴²: 43 per cent of all surveyed households are moderately food insecure (vs. 50 per cent in 2022), 11 per cent have no access to water, and 30 per cent live in overcrowded conditions (vs. 13 per cent in 2022), and 31 per cent are not affiliated to the national health system (vs. 78 per cent in 2022).⁵⁴³ The

[535] *Migration Colombia, Distribution of Venezuelans in Colombia (as of 28 October 2022)*, <https://shorturl.at/gqw28>.

[536] *Both of these JNAs were informed by Secondary Data Reviews (SDRs) compiling information available from other sources, including the Integrated Household Survey; the Migration Pulse survey; and the SISBEN survey. See National Statistics Department (DANE), Integrated Household Survey, <https://cutt.ly/wwfT3uc5>. National Statistics Department (DANE), Pulso de la Migración (March-April 2023), <https://shorturl.at/dkpRW>. National Planning Department, SISBEN <https://shorturl.at/mpTW8>*

[537] *R4V Colombia (GIFMM), Joint Needs Assessment (JNA) for the Venezuelan Population in Destination, 2023.*

[538] *Migration Colombia's Distribution of Venezuelans in Colombia and DANE's Population and Housing Census 2018 (blocks with presence of Venezuelan population).*

[539] *Household members also included Colombian nationals (or those with dual Colombian/Venezuelan nationality) living in households together with refugees and migrants from Venezuela. More details on this methodology are available at: <https://shorturl.at/pPW36>*

[540] *The nationalities surveyed in the transit profile included Venezuelan, Colombian, Ecuadorian, Peruvian, Haitian, Brazilian, Cuban and Chilean refugees and migrants. However, Venezuelans comprised 89% of those surveyed. R4V Colombia (GIFMM), Joint Needs Assessment (JNA) for Pendular and In-Transit Populations, 2023.*

[541] *Local GIFMMs facilitated the identification and selection of survey collection points, using the following criteria: high mobility of refugee and migrant profiles relevant to the assessment; optimization of information on routes/profiles collected; avoidance of double-counting; security; and ease of access of survey partners. More details on this methodology are available at: <https://shorturl.at/glsxN>.*

[542] *In fact, more than half of those who report having a TPP certificate in-progress (8%), which according to Migration Colombia is a valid document to access TPS benefits, said that this certificate has not allowed them to access public services, including health and social protection (SISBEN survey).*

[543] *Even those who are enrolled in the national health system face barriers to accessing healthcare services: in addition to affiliation difficulties (reported by 40% of respondents) refugees and migrants face economic barriers (24%), lack of access to transportation (11%) and limited availability of services (11%).*

unemployment rate is 18 per cent for Venezuelans⁵⁴⁴ (vs. the national average of 10.5 per cent⁵⁴⁵) and 91 per cent of those who work earn less than the minimum wage (COP 1.160.000 equivalent to USD 290). Venezuelans report discrimination based on nationality (37 per cent vs. 34 per cent in 2022)⁵⁴⁶ and exposure to protection risks (29 per cent vs. 34 per cent in 2022)⁵⁴⁷. Also, 14 per cent of children between the ages of 6 to 11 (vs. 24 per cent in 2022) and 29 per cent of those between ages 12 to 17 do not attend school (vs. 37 per cent in 2022).

- The population **in-transit** continues to be highly vulnerable: 88 per cent of travel groups have insufficient funds to cover their basic needs. Seventy-five per cent reported requiring humanitarian transportation, and 64 per cent traveled on foot (most for more than 8 hours a day). Thirty-five per cent had health issues but could not access healthcare. Eighty-eight per cent had insufficient access to drinking water, and 57 per cent of women and girls had no access to menstrual hygiene products. Five per cent of children are acutely malnourished. As per a GIFMM analysis of mixed movements towards Central and North America, 92 per cent of travel groups report at least one urgent need.⁵⁴⁸

Regarding **pendular movements**,⁵⁴⁹ 29 per cent of travel groups had medical issues but could not access healthcare.⁵⁵⁰ Acute malnutrition in children aged 0 to 5 in pendular movements is 5.2 per cent. Eleven per cent of people in pendular movements cannot access potable water, and 14 per cent lack access to adequate toilets. Twenty per cent of people engaging in pendular movements walk between 3 to 12 hours per day. Travel groups with children are more vulnerable to threats such as gender-based violence (GBV) and forced recruitment by irregular armed groups. Indigenous peoples in border contexts have additional protection needs. In terms of populations with specific needs, women and youth face greater integration⁵⁵¹ and education⁵⁵² challenges, while older people⁵⁵³ and those with disabilities encounter more barriers to access services, including healthcare services. These profiles (particularly women and children) are also more at-risk of exploitation, including sexual exploitation and abuse (SEA).⁵⁵⁴

[544] The unemployment rate remains similar to 2022 (19%). However, this does not necessarily translate into quality jobs, as most workdays exceed eight hours, the majority of incomes are below the minimum wage, and informality is prevalent.

[545] National Statistics Department (DANE), *Employment and Unemployment* (May 2023), <https://shorturl.at/afsEI>.

[546] The main environments where Venezuelans reportedly face discrimination are on the street (72%), when looking for a job (44%), at their workplaces (23%), when looking for a place to live (23%) and in educational institutions (12%).

[547] Particularly psychological violence (65%), physical aggressions (56%), restrictions on documents (19%) or forced work (12%).

[548] According to the GIFMM survey with respondents in transit through Necoclí, representing 21 different nationalities (including refugees and migrants from Venezuela), the most common humanitarian needs were food (65%), water (56%) and shelter (31%). A reported 25% of transit groups were sleeping on public beaches, 81% ate less than two meals a day during the week prior to the assessment, and 18% had suffered protection incidents during their transit so far to Colombia. GIFMM Colombia: *Characterization of Mixed Movements towards Central and North America - Darien* (February 2023), <https://shorturl.at/yFW18>

[549] The population profile of people engaged in pendular movements along the Venezuela/Colombia border is comprised of travel groups whose members are 67% female and 33% male. Their motivations for entering Colombia are mainly associated with access to food (49%), medicines (49%) and medical treatment (45%).

[550] The health situation in border departments is of particular concern, such as Arauca, Vichada and Guainía.

[551] For example, only 33% of surveyed women are employed, versus 61% of men.

[552] For example, in terms of educational outcomes, Venezuelan students who took the ICFES State Exam in 2022 obtained scores below the national average, and girls had lower average scores than boys.

[553] According to the JNAs, 12% of households in-destination, 5% of pendular travel groups and 2.5% of those in-transit have at least one member over 60 years old.

[554] Lack of awareness of their rights and of the standards of conduct of staff involved in the provision of assistance are risk factors that add to the barriers to accessing information on protection from sexual exploitation and abuse (PSEA).

PREVENTION OF SEXUAL EXPLOITATION AND ABUSE (PSEA)

Among the various groups of refugees and migrants, women, children and LGBTQI+ individuals have increased susceptibility to GBV and potential instances of sexual exploitation and abuse (SEA) by humanitarian response actors.⁵⁵⁵ Their reliance on humanitarian assistance, lack of awareness of their rights or codes of conduct for aid workers exacerbate refugees' and migrants' risk factors for SEA and are obstacles to accessing information about protection from SEA (PSEA). In this context, 85 per cent of adults surveyed in Colombia stated that they had not participated in awareness sessions on PSEA. Moreover, while 72 per cent said that they felt safe expressing their opinions about the work carried out by humanitarian staff, 67 per cent indicated not knowing how to communicate these observations. This reflects that information on complaint mechanisms and feedback channels

is not adequately disseminated among affected communities. In addition, the channels for reporting are at times not tailored to the needs, characteristics and vulnerabilities of those individuals most at-risk of SEA (for example, if they require access to technology to use websites or hotlines to lodge complaints).

Around 34 per cent of refugees and migrants surveyed in Colombia said that they would prefer voicing their concerns in person to response actors, while 20 per cent prefer doing so over the phone, and 28 per cent did not express a preferred channel. This highlights the importance of providing a diversity of formats in which to receive information from refugees and migrants to help to ensure accountability to affected populations and protection from SEA.

CASH AND VOUCHER ASSISTANCE (CVA)

Some of the main needs of Venezuelan households in-destination identified in the JNA⁵⁵⁶ include food (87 per cent), housing (75 per cent) and medical assistance (8 per cent). Cash was the preferred response modality to meet these needs (housing 84 per cent, food 66 per cent and medical care 24 per cent). Nine per cent of respondents had received assistance in the 30 days prior to the survey; of these, 49 per cent reported having received cash assistance, while

10 per cent had received vouchers. Of the 9 per cent who received cash and voucher assistance recently, 10 per cent reported not being satisfied with what they received, mainly because the quantity was considered insufficient to cover their needs (68 per cent).

Additionally, concerning livelihoods, one out of every three households (34 per cent) relies on income earned day-to-day to live, and two out of every three (65 per cent) generate only enough

[555] The 2023 JNAs in Colombia included questions related to protection from sexual exploitation and abuse (PSEA), which is the source of all data referenced in the following paragraph. R4V Colombia (GIFMM), JNAs for Populations in Destination, in-Transit and Pendular Movements (2023).

[556] R4V Colombia (GIFMM), JNA for the Population in Destination, 2023.

income to cover their expenses for one week. Eighty-eight per cent of households reported having used negative coping strategies during the last 30 days due to having insufficient funds to meet their needs.⁵⁵⁷ The most commonly used strategies were buying food or non-food items on credit (59 per cent), relying on assistance from family/friends or borrowing money (49 per cent), and spending savings (43 per cent). Meanwhile, 77 per cent of households do not have any type of bank account or financial product through which to receive transfers, which can complicate the delivery of CVA.

In the case of the in-transit population, according to the JNA,⁵⁵⁸ their main needs were food (74 per cent), safe transportation (43 per cent) and employment (42 per cent). In the 30 days before

the survey, only 2 per cent had received some kind of CVA assistance. When asked what assistance modality they preferred, 35 per cent of refugees and migrants in-transit preferred cash to meet their food needs, while for temporary shelter and humanitarian transportation they preferred to receive the service in kind (47 per cent and 51 per cent, respectively).⁵⁵⁹

For the pendular population, food was their main need (73 per cent), followed by employment (50 per cent) and healthcare (46 per cent). In terms of assistance modality, cash was preferred by 40 per cent of those in need of food assistance, while 31 per cent and 33 per cent preferred to be supported in kind to receive healthcare and medicines, respectively.



© UNHCR - Catalina Betancur

[557] Particularly to meet needs for food. According to a 2022 survey, food insecurity is particularly severe in border departments of Colombia. World Food Programme (WFP), Food Security Assessment: migrants and host communities, Colombia (May 2023), <https://docs.wfp.org/api/documents/WFP-0000150380/download/>

[558] R4V Colombia (GIFMM), JNA for the In-Transit and Pendular Populations, 2023.

[559] Out of seven different possible modality choices in the survey (including goods, services, cash, vouchers, bank transfers, prepaid cards and phone transfers). Percentages indicate the top modality responses for each need.

EDUCATION



	PEOPLE IN NEED		♂	♀	♂	♀
	1.80 M	62.0%	29.6%	33.8%	18.7%	17.9%
CURRENTLY IN-DESTINATION						
VENEZUELAN IN-TRANSIT		62.6%	41.3%	26.5%	16.9%	15.3%
OTHERS IN-TRANSIT		53.5%	53.9%	25.1%	11.1%	9.9%
PENDULAR		41.1%	17.0%	48.4%	17.0%	17.6%
COLOMBIAN RETURNEES		19.1%	31.3%	33.7%	18.6%	16.4%
AFFECTED HOST COMMUNITIES		55.1%	29.7%	33.9%	18.6%	17.8%

In Colombia, the enrollment of Venezuelan children in schools increased from approximately 34,000 in 2018 to 606,526 in 2023,⁵⁶⁰ representing 6 per cent of all children enrolled nationwide. This includes an increase in the enrolment of 19,555 additional Venezuelan children since the RMNA 2022. Among the children enrolled, 50 per cent of students are girls, 21 per cent study in rural areas, 4 per cent belong to minority ethnic groups, and 0.8 per cent have a disability.

Despite these advances in enrollment, the main educational needs of Venezuelan children in Colombia can be summarized as: 1) access to the educational system; 2) permanence in schools (addressing drop-out rates); and 3) over-age children who require tailored learning approaches.

Regarding access to education among Venezuelan refugees and migrants in-destination, according to the JNA, 14 per cent of children between the ages of 6 to 11, and 29 per cent of children ages 12 to 17 are

not enrolled in school. Of children ages 6 to 17 who are not currently enrolled in school, 17 per cent have never attended school in their lifetimes.⁵⁶¹

Regarding educational gaps, in March 2023, 21 per cent of Venezuelan children were over-age in school, due to factors including late insertion to the educational system, denial of enrollment,⁵⁶² grade repetition and early dropout. Seven per cent of Venezuelans failed their school year in 2022 (compared to 6 per cent of Colombians).⁵⁶³ Additionally, in terms of educational outcomes, Venezuelan students who took the ICFES State Exam⁵⁶⁴ in 2022 obtained scores below the national average,⁵⁶⁵ and girls had lower average scores than boys.⁵⁶⁶

School retention for refugee and migrant children remains a challenge. In 2022, their dropout rate was 11 per cent (or 60,994 children) compared to 4 per cent for Colombians.⁵⁶⁷ Additionally, according to the JNA findings, 72 per cent of children between the ages of

[560] GIFMM, *Dashboard on gaps of the education sector for refugee and migrant children in Colombia* (based on databases from the National Education Ministry – MEN) (March 2023), <https://shorturl.at/wCY34>.

[561] *Of this population, 79% corresponds to children ages 6 to 11 (mainly ages 6 to 8) and 21% to children ages 12 to 17.*

[562] *Although Colombia has a directive to allow universal access to education for all children, regardless of their nationality, sometimes the system undermines this access, particularly due to contextual reasons (lack of policy information, lack of infrastructure to house more children, among others).*

[563] GIFMM Education Sector, *figures of school enrollment, proportionality, population characterization, and dropout rates, overage and failing tests administered by MEN, 2023.*

[564] *The ICFES or Saber 11 exam is a standardized high school graduation exam, which is usually a requirement for access to higher education. GIFMM, Results analysis of ICFES – Saber 11 exam in Venezuelan refugee and migrant school population – 2023* (accessed 14 July 2023), <https://shorturl.at/asH01>.

[565] *This exam covers critical reading, mathematics, natural sciences, social/civic studies, and English.*

[566] *Out of all Venezuelan students who took the State Exam, ICFES – SABER 11 in 2022, 60% were girls.*

[567] *This varied according to department, and was highest in Antioquia, Cundinamarca, Santander (13 per cent each), Valle del Cauca (12 per cent), Bogotá (10 per cent) and Norte de Santander (9 per cent). Ibid.*

6 to 17 who dropped out of school were over-age, of whom 41 per cent were between the ages of 6 to 11 and 59 per cent were ages 12 to 17. This high dropout rate – particularly for over-age children – highlights these children’s unmet needs for leveling and acceleration strategies to facilitate their education continuity. The national Migration Pulse survey⁵⁶⁸ identified the main reasons for school dropout among refugee and migrant children as being related to a lack of documentation (32 per cent),⁵⁶⁹ lack of available school enrollment slots (12 per cent) and the inability to afford school expenses (6 per cent).

Among children in-transit of all nationalities,⁵⁷⁰ the JNA found that 7 per cent of children aged 6 to 17 had no experience with formal schooling (97 per cent of children ages 6 to 11, and 3 per cent of children ages 12 to 17). Regarding the pendular population, 28 per cent of children are not enrolled in school (69 per cent of children ages 6 to 11, and 31 per cent of children ages 12 to 17).

FOOD SECURITY



	PEOPLE IN NEED		GENDER			
	1.41 M	48.7%	29.6%	33.8%	18.7%	17.9%
CURRENTLY IN-DESTINATION						
VENEZUELAN IN-TRANSIT	83.2%	41.3%	26.5%	16.9%	15.3%	
OTHERS IN-TRANSIT	77.1%	53.9%	25.1%	11.1%	9.9%	
PENDULAR	60.1%	17.0%	48.4%	17.0%	17.6%	
COLOMBIAN RETURNEES	49.9%	31.3%	33.7%	18.6%	16.4%	
AFFECTED HOST COMMUNITIES	48.8%	29.7%	33.9%	18.6%	17.8%	

According to the JNA,⁵⁷¹ refugee and migrant households in-destination faced food security challenges linked to low dietary diversity and depleted livelihoods: 49 per cent of households in-destination were food insecure (43 per cent moderate and 5.3 per cent severe). Arauca had the highest rate of food insecurity (84 per cent) followed by La Guajira (69 per cent) and Bolívar (59 per cent). Sixty-three per cent of all Venezuelan households eat two meals a day or less, while this rate is greater for women-headed households (66 per cent) than for men-headed households (58 per cent). The JNA data was complemented by the national Quality-of-Life Survey,⁵⁷² in which 44 per cent of households headed

by Venezuelan refugees and migrants were found to face food insecurity.

The main coping strategies that were used by 67 per cent of Venezuelan refugee and migrant households who faced shortages of food during the week prior to the survey included: (i) buying less nutritious and cheaper food; (ii) reducing meal portions, (iii) receiving food from friends or relatives; and (iv) reducing adults’ food consumption in favor of children.

Additionally, 88 per cent of households reported that they used livelihoods coping strategies within the last 30 days in response to having no food or money to buy

[568] National Department of Statistics (DANE), Migration Pulse, fifth round (February 2023), <https://shorturl.at/cxGI5>.

[569] Including identification documents, regularization documents and/or academic certificates.

[570] The in-transit JNA surveyed a total of eight different nationalities, with 89% of the sample being Venezuelan.

[571] R4V Colombia (GIFMM), JNA for the Population in Destination, 2023.

[572] National Statistics Department (DANE), Food insecurity experience scale (FIES) 2022. <https://shorturl.at/yCOTX>.

it, including buying food through credit (59 per cent) or depending on support from family or friends (49 per cent), while 19 per cent reported that they performed high-risk activities⁵⁷³ to obtain food or money for food, and 15 per cent resorted to begging on the streets or asking for donations.

Meanwhile, pendular and in-transit populations of all nationalities had poor dietary diversity and scarce livelihoods. According to the JNA,⁵⁷⁴ 61 per cent of travel groups in-transit faced significant challenges accessing food leading to limited food consumption: Meat, eggs and fruits were consumed just 2.2 days per week on average, while vegetables and dairy products were the least consumed foods (just 1.8 and 1.7 days, respectively).

Eighty per cent of travel groups in-transit, and 63 per cent of the pendular population consumed two meals or less per day. The livelihood coping strategies that this population resorted to most included relying on support from family or friends (44 per cent of the pendular population, and 49 per cent of those in-transit) and reducing expenses on health and/or education (reported by 40 per cent of pendulars, and 52 per cent of

those in-transit). In-transit travel groups resorted more to emergency coping strategies, such as begging, asking for help or donations on the street (67 per cent) and carrying out high risk activities (29 per cent) to obtain food or money to buy food.

From July 2022 to July 2023, the rise in food prices (13 per cent)⁵⁷⁵ and rent (8 per cent)⁵⁷⁶ in Colombia, and the relative loss of purchasing power of low-income households as a result, risks to further reduce refugees' and migrants' number of daily meals, jeopardize their consumption of nutritious food, and lead to negative coping mechanisms.

According to an R4V partner's food security assessment,⁵⁷⁷ the consumption of fewer daily meals is directly linked to socio-economic vulnerability: around 70 per cent of households have earnings below the national poverty line (which was 347 US dollars for a family of four in 2021⁵⁷⁸) and cannot cover their basic needs. The greatest prevalence of food insecurity and poor food consumption was identified in Arauca and La Guajira, and among in-transit travel groups with children under 10 years of age and with pregnant women.



[573] This may include: engaging in socially degrading, high-risk, exploitive, or life-threatening jobs or income-generating activities (e.g., smuggling, theft, joining armed groups, transactional sex).

[574] R4V Colombia (GIFMM), JNA for the In-Transit and Pendular Population, 2023.

[575] National Statistics Department (DANE), July 2023. Technical bulletin on Consumer Prices Index (PCI) (July 2023) <https://shorturl.at/jQT03>.

[576] Ibid.

[577] World Food Programme. Food Security Assessment: Migrant population and host communities in Colombia (May 2023), <https://shorturl.at/mzC27>.

[578] DANE, Poverty and Extreme Poverty in Colombia, 2021 https://www.dane.gov.co/files/investigaciones/condiciones_vida/pobreza/2021/Presentacion-pobreza-monetaria_2021.pdf

HEALTH



	PEOPLE IN NEED		♂	♀	♂	♀
	2.15 M	74.2%	29.6%	33.8%	18.7%	17.9%
CURRENTLY IN-DESTINATION						
VENEZUELAN IN-TRANSIT		77.1%	41.3%	26.5%	16.9%	15.3%
OTHERS IN-TRANSIT		73.6%	53.9%	25.1%	11.1%	9.9%
PENDULAR		54.8%	17.0%	48.4%	17.0%	17.6%
COLOMBIAN RETURNEES		52.0%	31.3%	33.7%	18.6%	16.4%
AFFECTED HOST COMMUNITIES		68.6%	29.7%	33.9%	18.6%	17.8%

Refugees and migrants face challenges and barriers to access healthcare, including due to limited capacities of the Colombian healthcare system, particularly in remote and border areas. Gaps are more acute for indigenous persons, both from host communities and populations engaging in pendular movements. This is particularly relevant in border departments such as Arauca, La Guajira, Guainía, Vichada and Norte de Santander,⁵⁷⁹ where a significant number of Venezuelans engage in pendular movements seeking healthcare.

According to the JNA, 35 per cent of travel groups in-transit, and 29 per cent in pendular movements reported experiencing symptoms of illness but not seeking healthcare due to access barriers.⁵⁸⁰ It is also significant that 45 per cent of travel groups report entering the country for the purpose of seeking medical attention.

Populations in transit and pendular movements mainly access emergency healthcare,⁵⁸¹ while this assistance saves lives, the need for continuous care for conditions

like chronic diseases, and access to medical assistive devices (such as glasses and hearing aids, particularly for older people and people with disabilities)⁵⁸² remains largely unattended. Similarly, in Arauca, Guainía, La Guajira, and Vichada, a significant number of people engage in pendular movements seeking healthcare due to injuries linked to illicit economies⁵⁸³ in Venezuela and Colombia and associated trauma, STIs, exposure to vectors and toxic substances, and mental health problems.

According to the Ministry of Health,⁵⁸⁴ of the 2,894,593 Venezuelans in Colombia with an approved TPP, only 42 per cent are affiliated to the national health system (21 per cent through the contributive regime and 79 per cent through the subsidized regime). Nevertheless, affiliation does not guarantee access to health services. The main access barriers, according to the JNA, include difficulties obtaining insurance (40 per cent),⁵⁸⁵ inability to pay for services and medicines (24 per cent), lack of access to transportation (11 per cent) and unavailability of services (11 per cent).

[579] GIFMM, Local GIFMM: Qualitative inputs RMNA 2023-2024 | Vichada (June 2023), <https://shorturl.at/oDJ23>

[580] Reported symptoms included headache, myalgia, diarrheal disease, fever and/or infections. Healthcare access barriers included geographical, economic, cultural, and availability of services issues.

[581] However, in departments such as Vichada, these populations also receive primary healthcare services, but had limited access to specialized medical services.

[582] According to the Individual Registry of Health Services Provision - Resolution 029 of 2017, accessed through SISPRO, between March 2017 and December 2022, fewer than 33% of refugees and migrants assisted by health entities were older persons. <https://shorturl.at/hGX25>

[583] Such activities include cultivation of drugs, illegal mining and sexual and labour exploitation.

[584] Ministry of Health and Social Protection. Progress in Affiliation to the SGSSS of the Migrant Population Venezuelan (PMV) (accessed 25 August 2023), <https://shorturl.at/HIP67>

[585] When a person is affiliated or insured, either in a subsidized or contributory regime, they can access the Colombian health system.



Among the surveyed population, many highlighted that they are not familiar with the structure of the health system, or have difficulties understanding it, leading to preventable negative health outcomes. Venezuelans who have not been able to access the TPP or other regular status' in Colombia also require access to healthcare, especially in territories with limited capacities. Regarding mental health, there were 32,747 reported cases between March 2017 and May 2023 of refugees and migrants receiving mental healthcare through the public system (30 per cent children⁵⁸⁶); psychoactive substance abuse and schizophrenia were the most frequent diagnoses. In terms of sexual and reproductive health, Venezuelan child mothers (under the age of 17) accounted for approximately 11 per cent of those who gave birth in 2022. The Maternal Mortality Rate (MMR) for Venezuelan mothers increased from 2021 (91.77/100,000 live births) to 2022 (125.3/100,000), which is more than double the rate for the overall population in Colombia (43.8/100,000 live births).⁵⁸⁷ Meanwhile, 80 per cent of Venezuelan births were to women and girls not affiliated with the health system, demonstrating that a majority of those in-

need can access labour and delivery services despite a lack of affiliation, but that the health system still has limited coverage.⁵⁸⁸ In relation to physical disabilities, 1,141 Venezuelans were identified as having reduced mobility.

Finally, of the in-destination population, 19 per cent of those surveyed in the JNA have one or more chronic illnesses, of whom 20 per cent reported having no access to treatment, despite 61 per cent of them being affiliated with the Colombian national health system. According to the Ministry of Health, the following records are available for the refugee and migrant population from Venezuela: From 2017 to 2023, a total of 39,119 Venezuelans (14 per cent of whom were children) were treated for chronic illnesses (cancer, chronic kidney disease, hemophilia, arthritis and HIV).⁵⁸⁹ Regarding vectoral and infectious diseases, from 2021 to 2023, the National Health Surveillance System (SIVIGILA) reported 5,825 cases of malaria, 3,763 with dengue, 2,334 with tuberculosis and 39,595 with HIV among Venezuelans, with an increase in Guainía, Norte de Santander, Cauca and Cartagena.⁵⁹⁰

[586] Ministry of Health and Social Protection, *Individual Registry of Health Services Provision - Resolution 029 of 2017*. Accessed through SISPRO on 24 June 2023.

[587] National Observatory on Migration and Health. *Dashboard on health situation of Venezuelan population*.

[588] *Ibid.*

[589] Ministry of Health and Social Protection. *Individual Registry of Health Services Provision - Resolution 029 of 2017*. Accessed through SISPRO on 24 June 2023

[590] National Health Surveillance System - SIVIGILA. *Border Bulletins N° 61 and 72*. <https://shorturl.at/bSUV9>, <https://shorturl.at/IAEJ6>

HUMANITARIAN TRANSPORTATION



	PEOPLE IN NEED		♂	♀	♂	♀
	1.60 M	55.3%	29.6%	33.8%	18.7%	17.9%
CURRENTLY IN-DESTINATION						
VENEZUELAN IN-TRANSIT	84.3%		41.3%	26.5%	16.9%	15.3%
OTHERS IN-TRANSIT	75.0%		53.9%	25.1%	11.1%	9.9%
PENDULAR	N/A		N/A	N/A	N/A	N/A
COLOMBIAN RETURNEES	50.8%		31.3%	33.7%	18.6%	16.4%
AFFECTED HOST COMMUNITIES	38.4%		29.7%	33.9%	18.6%	17.8%

In Colombia, refugees and migrants face barriers to access safe and regular transportation, due to their socio-economic conditions and/or irregular situation, and their corresponding inability to be transported in accordance with the documentation requirements of the Colombian legal framework.⁵⁹¹ These needs are most prevalent along following routes: Cúcuta-Bucaramanga-Bogotá; Arauca-Yopal-Bogotá; and Bogotá-Cali-Ipiales.

Seventy-five per cent of travel groups in-transit said they needed humanitarian transportation support, 85 percent of whom intended to move to another country; 26 per cent to another city/municipality; and 3 per cent within their current municipalities.

According to the JNA with the population in destination, 51 per cent of households with children had used public ground transportation to reach their first destination upon entering Colombia, while 33 per cent had to walk, and 5 per cent used cargo transportation (trucks or trailers), both of which are situations associated with multiple risks. Meanwhile, based on the JNA with populations in transit, 64 per cent of travel groups had to walk at some point during their journeys, and 46 per cent used cargo transportation in Colombia. Among surveyed populations in pendular movements, 25 per cent either walked or used cargo transportation. More than half of travel groups in-transit had been walking for one week or more when they were surveyed, with two-

thirds of the groups (66 per cent) reporting that they had walked between 8 to 16 hours on average per day.

Of the populations engaged in pendular movements, among those who walked, half arrived at their destinations during the same day; 8 per cent had to walk for one to three days; 6 per cent walked for three to seven days; and 33 per cent did not know. Of those who walked, 81 per cent walked two hours or less, and 19 per cent walked between three to twelve hours per day.

Finally, in terms of local transportation needs to access goods, services, regularization and employment opportunities, 14 per cent of the in-destination population interviewed faced barriers to access healthcare services due to insufficient resources to pay for transportation and long distances from their households to health centers. Only 20 per cent of households reported that they can access supermarkets, or stores, in less than 20 minutes (either on foot or through other accessible means of transportation). The situation is similar for educational and health institutions, which only 19 per cent and 18 per cent of households can reach in less than 20 minutes respectively.


[591] "Anyone transporting a foreigner in Colombia without the corresponding documentation could face a moderate administrative sanction (fine)." Unique Regulatory Decree of the Administrative Sector of Foreign Affairs, Decree 1067/2015. <https://shorturl.at/nzDS9>.

INTEGRATION



	PEOPLE IN NEED		♂	♀	♂	♀
	2.15 M	74.2%	29.6%	33.8%	18.7%	17.9%
CURRENTLY IN-DESTINATION						
VENEZUELAN IN-TRANSIT		41.2%	41.3%	26.5%	16.9%	15.3%
OTHERS IN-TRANSIT		21.5%	53.9%	25.1%	11.1%	9.9%
PENDULAR		63.8%	17.0%	48.4%	17.0%	17.6%
COLOMBIAN RETURNEES		52.3%	31.3%	33.7%	18.6%	16.4%
AFFECTED HOST COMMUNITIES		67.4%	29.7%	33.9%	18.6%	17.8%

IN COLOMBIA, 1 OUT OF 10 REFUGEES AND MIGRANTS FROM VENEZUELA IS UNEMPLOYED



AND OF THOSE EMPLOYED, ONLY 10% HAVE A DECENT JOB

Source: Joint Needs Assessment (JNA) Colombia 2023 (publication forthcoming).

Aligned with the UN Sustainable Development Goal (SDG) 8,⁵⁹² which establishes decent work as way and a means to improve living standards, refugees and migrants in Colombia require access to employment and decent work opportunities to promote their inclusion and integration into the country. According to

a GIFMM assessment conducted in February 2023,⁵⁹³ there were 1,656,837 Venezuelans of working age in Colombia. This represented 74 per cent⁵⁹⁴ of the total Venezuelan population in-destination, hoping to secure employment or start a business under decent work conditions in Colombia.

As of February 2023, 11.5% per cent of economically active Venezuelans in Colombia did not have a job or business.⁵⁹⁵ Meanwhile, 87 per cent of those who were working, did so in the informal sector, without minimum social security guarantees. Venezuelan workers earn an average income of COP 1,008,924 (USD 241) per month, 32 per cent below the average for Colombians and 8 per cent below the national minimum wage. Thus, about 1 out of every 10 economically active Venezuelans was unemployed, and approximately 9 out of every 10 of Venezuelan workers do not have a decent work.⁵⁹⁶

Refugees and migrants face multiple barriers to securing decent employment: according to the National Administrative Department of Statistics (DANE),⁵⁹⁷ 38 per cent of working-age refugees and

[592] United Nations. Sustainable Development Goals, 2015. <https://shorturl.at/EFY6>

[593] GIFMM, Laboral overview of refugees and migrants in Colombia, 2023 (accessed 13 July 2023), <https://shorturl.at/klxPW>. These figures are based on data from National Statistics Department, Integrated Household Survey <https://shorturl.at/vxP45> and Migration Pulse Survey <https://shorturl.at/afluW> (February 2023).

[594] Ibid.

[595] Ibid.

[596] According to ILO, decent work includes four dimensions: employment opportunities, social security, basic rights, and social dialogue. <https://shorturl.at/fixG7>. Most working refugees and migrants are not able to access social security or fair working conditions. GIFMM, Laboral overview of refugees and migrants in Colombia, 2023. <https://shorturl.at/klxPW>.

[597] National Statistics Department (DANE), Migration Pulse Survey (February 2023) <https://shorturl.at/afluW>.

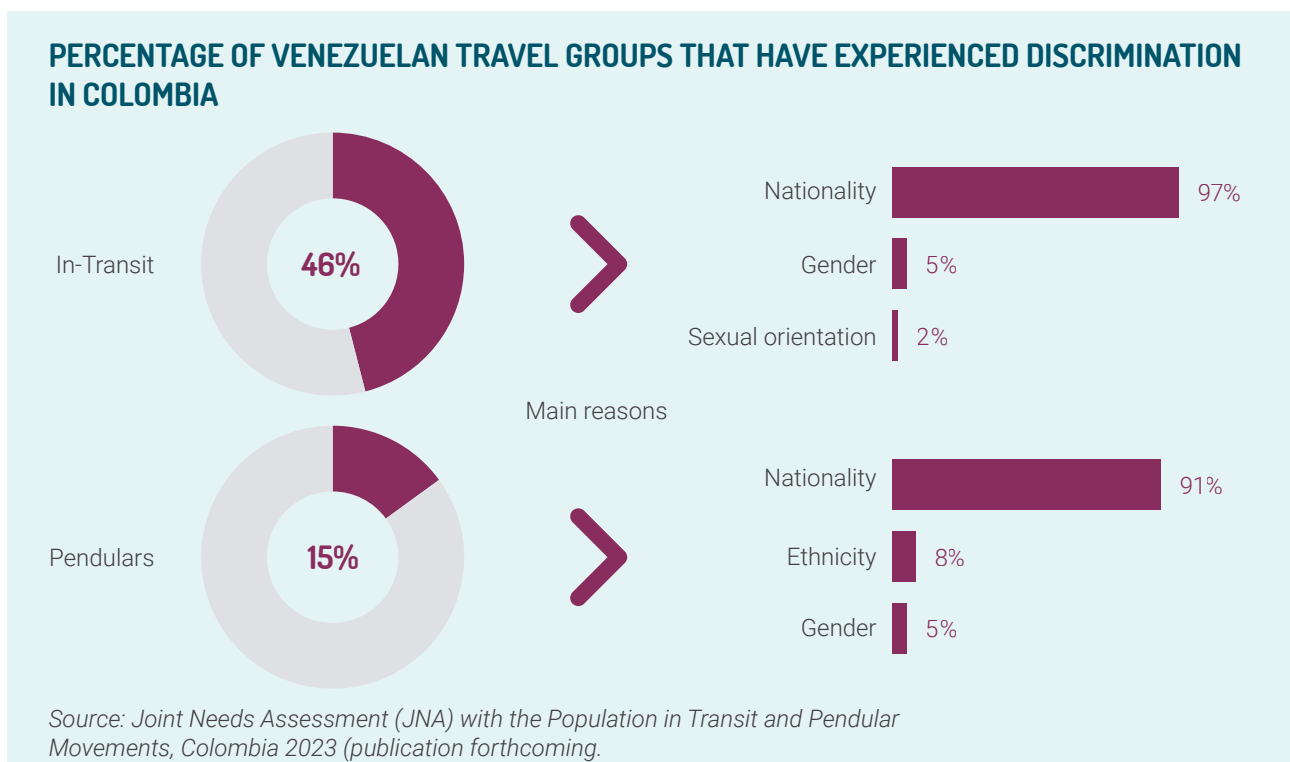
migrants do not have a permit to work in Colombia, such as either a TPP, which is required to access the formal labour sector. Meanwhile, 35 per cent⁵⁹⁸ did not have a high school degree, and 80 per cent had not completed higher education. Additionally, 90 per cent of the JNA respondents in-destination who had completed higher education reported not having their professional degrees recognized in Colombia. Eighty-five per cent stated that, even after more than 6 months of work experience, they had not certified their skills through the Servicio Nacional de Aprendizaje (SENA) or any other certification authority.⁵⁹⁹

Refugees and migrants interested in establishing their own businesses also face barriers. According to a survey by DANE,⁶⁰⁰ 80 per cent of Venezuelan entrepreneurs reported difficulties securing loans and accessing credit to start their businesses⁶⁰¹; 10

per cent lacked information about Colombian market conditions; and 5 per cent said that they lacked business development skills.

The lack of access to financial services is another barrier to refugees' and migrants' economic inclusion. DANE⁶⁰² reported that only 26 per cent of refugees and migrants had either a bank account, a digital wallet, or access to financial technology services, while the national banking rate is 92 per cent.⁶⁰³ With 1%, the rate of refugees and migrants able to access credit is even smaller.⁶⁰⁴

Women and young refugees and migrants face higher unemployment rates. According to the National Statistics Department,⁶⁰⁵ in February 2023, the unemployment rate of Venezuelans women was 17.2 per cent; and Venezuelans between the ages of 14 and 28 was 18.3 per cent.



[598] *Ibid.*

[599] Also, 35% of refugees and migrants reported having difficulty finding a job because they felt discriminated against, and 5% did not know where to look for a job.

[600] National Statistics Department (DANE), Migration Pulse Survey (February 2022) <https://shorturl.at/rsHNZ>

[601] R4V partners report that financial institutions often have technical difficulties validating PPT or do not recognize PPT identification.

[602] National Statistics Department, Migration Pulse Survey (February 2023) <https://shorturl.at/afluW>

[603] Banca de las Oportunidades initiative and Finance Superintendence, Report on financial inclusion in Colombia, 2022. <https://shorturl.at/tvBL6>

[604] According to the 2023 JNA with the in-destination population, only 1% of households have access to credit financial services.

[605] GIFMM calculations based on: Gran Encuesta Integrada de Hogares from DANE (March 2022 – February 2023) <https://shorturl.at/ftvK9>

NUTRITION



	PEOPLE IN NEED		♂	♀	♂	♀
	504.2 K	17.4%	N/A	48.2%	26.5%	25.3%
CURRENTLY IN-DESTINATION						
VENEZUELAN IN-TRANSIT		17.0%	N/A	45.2%	28.8%	26.0%
OTHERS IN-TRANSIT		13.9%	N/A	54.5%	24.0%	21.5%
PENDULAR		25.5%	N/A	58.5%	20.5%	21.0%
COLOMBIAN RETURNEES		11.8%	N/A	49.1%	27.1%	23.8%
AFFECTED HOST COMMUNITIES		33.1%	N/A	48.4%	26.4%	25.2%

There are important gaps and unmet needs regarding infant malnutrition and access to nutritional interventions among children and pregnant and lactating women in Colombia.

Among the respondents to the JNA, 32.3 per cent of pregnant women, 34 per cent of children under five years of age, and 58.5 per cent of refugee and migrant children between 5 and 9 years old in-transit reported not receiving nutritional interventions. Anthropometric assessment was the most reported nutritional intervention received (by 57.0 per cent of children in destination, 41.6 per cent in transit and 43.7 per cent in pendular children) followed by micronutrient supplementation (received by 30 per cent in destination, 19.5 per cent in transit and 23.2 per cent in pendular children.) As for children aged 0 to 6 months, 57.1 per cent of those in-destination, 73.7 per cent in-transit, and 90 per cent in pendular movements were exclusively breastfed for the recommended time.⁶⁰⁶ Only 24 per cent of children in-destination, 17.6 per cent of those in pendular movements and 2.6 per cent of those in-transit had a Minimum Acceptable

Diet,⁶⁰⁷ which is significantly worse than in 2022,⁶⁰⁸ resulting in concerns regarding short- and long-term consequences for children's growth and development.

Among children under 5 years of age surveyed in the JNA and identified in an R4V partner's survey, 2.8 per cent of those in-destination were acutely malnourished.⁶⁰⁹ 5.2 per cent of boys and girls in pendular movements had acute malnutrition, as did between 1.4 and 5.2 per cent of those in transit.⁶¹⁰ The risk of acute malnutrition was higher in children engaged in pendular movements (12.1 per cent; with 3.8 per cent acutely malnourished⁶¹¹) than in transit (11.6 per cent). Additionally, 19 per cent of boys and girls under five years of age in transit and 22.4 per cent of those in pendular movements were stunted.

Among children ages 5 to 9 surveyed in the JNA, 16.7 per cent of boys and girls engaged in pendular movements had thinness, 16.7 per cent were at risk of thinness, and 19.4 per cent were stunted. Among those in-transit, 24.6 per cent were at risk of being thin, and 10.1 per cent were overweight.

[606] WHO and UNICEF recommend that 100% of children under six months of age be exclusively breastfed. <https://shorturl.at/nortu>

[607] An indicator recommended by WHO which establishes the proportion of children 6-23 months of age who receive a diet (other than breastmilk) that includes a minimum frequency and variety of foods <https://shorturl.at/iyzA4>

[608] In the 2022 JNA, 11.3% of children in transit, 13.6% of those engaged in pendular movements and 34.7% of children in destination had a Minimum Acceptable Diet.

[609] World Food Programme, Food Security Assessment: Migrant population and host communities in Colombia (May 2023) <https://shorturl.at/mzC27>

[610] These two figures relate to the JNA findings and findings from the World Food Programme's Food Security Assessment, respectively.

[611] Ibid.

Among pregnant women engaged in pendular movements surveyed in the JNA, 27.8 per cent were underweight, 19.4 per cent overweight and 8.3 per cent obese.⁶¹² Meanwhile, anemia was found in 56 per cent of children between 0 to 59 months of age in-transit; 56 per cent of those in-destination; and 45 per cent of those in pendular movements.⁶¹³

Finally, based on these findings, gaps persist in access to nutritional assistance for children and pregnant

and lactating women, especially for the prevention and treatment of acute malnutrition, micronutrient supplementation, and for the promotion, protection, and support of breastfeeding and infant feeding practices. Most of the identified needs are among pregnant and lactating women and children under 10 years of age in-transit and pendular movements, particularly in the Urabá, Arauca, La Guajira and Norte de Santander departments.

PROTECTION



	PEOPLE IN NEED					
CURRENTLY IN-DESTINATION	2.05 M	70.7%	29.6%	33.8%	18.7%	17.9%
VENEZUELAN IN-TRANSIT		72.7%	41.3%	26.5%	16.9%	15.3%
OTHERS IN-TRANSIT		69.4%	53.9%	25.1%	11.1%	9.9%
PENDULAR		39.1%	17.0%	48.4%	17.0%	17.6%
COLOMBIAN RETURNEES		48.9%	31.3%	33.7%	18.6%	16.4%
AFFECTED HOST COMMUNITIES		55.7%	29.7%	33.9%	18.6%	17.8%

Colombia remains the primary host country for Venezuelan refugees and migrants in-destination and for Venezuelans engaged in pendular movements.⁶¹⁴ It is also a country of transit for refugees and migrants of multiple nationalities on the move to multiple destinations,⁶¹⁵ including those en route to Central and North America, and engaging in return movements to Venezuela.

Between 2018 and July 2023, the Ombudsman's Office issued 74 early warnings identifying risks of human rights violations for refugee and migrant populations in Colombia, mainly in Norte de Santander, Antioquia,⁶¹⁶ Arauca, La Guajira, Nariño and Bogotá.⁶¹⁷ Eighteen of these early warnings were issued in the last year alone, indicating ongoing risks of human rights violations⁶¹⁸ for refugees and migrants. Additionally, an alert was jointly issued with the Government of Panama on the

[612] Within the framework of the GIFMM JNA for the population in transit and pendular movements, the Food Security and Nutrition Sector included a nutritional evaluation module aimed at pregnant women (36 pendular and 5 in transit groups identified, in which 36 and 5 pregnant women were assessed, respectively); and travel groups with children between 0 and 9 years old (with 72 pendular and 96 in transit groups identified, in which 95 and 138 children were assessed, respectively).

[613] World Food Programme, Food Security Assessment: Migrant population and host communities in Colombia (May 2023) <https://shorturl.at/mzC27>

[614] R4V, Refugees and Migrants in the Region (as of August 2023) <https://www.r4v.info/en/refugeeandmigrants>

[615] 41% of travel groups in-transit surveyed in the JNA indicated Central and North American countries as their destination.

[616] The situation in Urabá is noticeable due to the protection gaps for those who cross from Colombia into the Darien in Panama. This is a strategic zone of growth for criminal groups that control the mixed movements, strengthening illicit economies such as drug trafficking and extortion.

[617] Ombudsman's Office, Dashboard on Early Warnings. <https://shorturl.at/ptyTUby>

[618] Such as the violations and protection risks most frequently reported in the Ombudsman's Office alerts, which are threats, recruitment and use of children, forced displacement, enforced disappearance, sexual violence and murder, among others.

risks faced by refugees and migrants in-transit through Urabá and the Darien.⁶¹⁹

According to the JNA, 32 per cent of refugees and migrants in-destination are in an irregular situation in the country. The JNA further revealed that 89 per cent of individuals in-transit and 68 per cent in pendular movements encounter challenges exercising their rights and accessing services due to their lack of regular status. Meanwhile, among refugees and migrants surveyed who had a TPP certificate⁶²⁰ in progress, 57 per cent reported difficulties with accessing public social services, particularly health (42 per cent), the financial system (15 per cent), education (14 per cent), and justice (8 per cent). These figures underscore the limitations they face in exercising their fundamental rights. Furthermore, refugees and migrants also face obstacles when trying to secure employment, primarily due to their lack of regular status and/or documentation, and discrimination based on nationality.

Regarding threats of violence and insecurity, there were 1,782 violent deaths of Venezuelans recorded between January 2022 and April 2023 (89 per cent of victims were men, and 11 per cent women).⁶²¹ Indigenous populations located along the border with Venezuela are particularly affected by armed confrontations and are limited in their exercise of fundamental rights.⁶²² Additionally, refugees and migrants have suffered multiple impacts of the internal armed conflict in

Colombia, including forced displacement, recruitment by irregular armed groups, physical and sexual violence, and exposure to anti-personnel mines and unexploded ordinances.

In terms of regularization and legal status, almost 2.9 million Venezuelans were successfully registered in the Registry of Venezuelan Nationals (RUMV), of whom 1.9M have been granted TPP permits.⁶²³ Despite this significant reduction in irregular status, the expiration dates for access to the TPS⁶²⁴ (which closed on 28 May 2023)⁶²⁵ as well as the eligibility criteria (to have entered through an official border point) have limited the number of Venezuelans who can benefit. According to the JNA, around 65 per cent of refugees and migrants in-destination entered Colombia irregularly, losing the opportunity to apply for the TPS.⁶²⁶ The national Migration Pulse Survey found that 63 per cent of those surveyed had some kind of document related to regularization⁶²⁷ while 28 per cent were in the process of receiving one, and 32 per cent had no such documents (and therefore were in an irregular situation in Colombia).

Finally, particularly since the closure of the registration period for the TPS, the number of applications for refugee status in Colombia and the corresponding backlog in the processing of 22,354⁶²⁸ Venezuelan applications has increased.

[619] Colombia and Panamá, Ombudsman's Offices, Binational Early Warning N°001-2023, <http://bit.ly/3rsNyiF>

[620] A limitation regarding the certificate is that it does not guarantee the issuance of the document, which limits its acceptance; additionally, it is valid only until 31 December 2023. Resolution 1054 of 2023

[621] Of these events, 46% were homicides with firearms, 21% deaths in traffic accidents, 12% homicides with other weapons, 11% violent deaths from other causes, 6% suicides and 4% homicides committed in physical altercations. National Institute of Legal Medicine and Forensic Science, Violence Observatory: Fatalities Among Venezuelan Citizens 2017-2023 (accessed June 2023), <https://shorturl.at/htAKM>

[622] National Indigenous Organization of Colombia (ONIC), Declaration of pluri-national indigenous communities in border areas of Colombia, Venezuela, and Aruba in 2022: <http://bit.ly/440Qxk4>. Also, the GIFMM issued early warnings related to this situation and risks, especially in Vichada y Guainía (June-July 2023): <https://shorturl.at/pEUWY>.

[623] Data on progress in the TPS stages is available at: <https://shorturl.at/bjkPZ>

[624] It is important to highlight that TPS lacks protection for other nationalities. As mentioned above, Colombia is a transit country for people of multiple nationalities with intentions to reach Central and North America.

[625] TPS is currently available only for Venezuelan nationals who entered Colombia regularly (stamping their passport) through an authorized border crossing on or before 28 May 2023, and may register in the RUMV until 24 November 2023. This is also the case for children enrolled in schools.

[626] Norwegian Refugee Council (NRC), In search of protection: A look at legal frameworks for protection in Latin America (June 2023) <http://bit.ly/3DgnpGr>.

[627] According to Migration Colombia, as of December 2022, 66 per cent of Venezuelan refugees and migrants had obtained temporary residence for 10 years through the TPS.

[628] UNHCR data on asylum-seekers in Colombia

CHILD PROTECTION



	PEOPLE IN NEED		♂	♀	♂	♀
	804.1 K	27.8%	N/A	N/A	51.2%	48.8%
CURRENTLY IN-DESTINATION						
VENEZUELAN IN-TRANSIT		20.7%	N/A	N/A	52.5%	47.5%
OTHERS IN-TRANSIT		18.1%	N/A	N/A	52.8%	47.2%
PENDULAR		14.3%	N/A	N/A	49.6%	50.4%
COLOMBIAN RETURNEES		25.0%	N/A	N/A	53.2%	46.8%
AFFECTED HOST COMMUNITIES		23.6%	N/A	N/A	51.2%	48.8%

Refugee and migrant children often lack safe environments that guarantee their physical, mental, and emotional development. During their transit, travel groups with children face protection risks regarding sexual and gender-based violence, and recruitment and use of children by non-state armed groups. In 2022, 3,786 unaccompanied and separated children (UASC) were identified in Norte de Santander and Arauca,⁶²⁹ resulting in 38 cases entering into the Colombian national child protection system.⁶³⁰ Child protection actors also identified UASC in other departments like Nariño, Antioquia, Santander, Cundinamarca, Boyacá, Cauca, Valle del Cauca and La Guajira.⁶³¹ During 2022 and until June 2023, 261 UASC from Venezuela were assisted by administrative authorities within the child protection system.⁶³²

Unfortunately, family and community contexts do not necessarily guarantee protection for refugee and migrant children. According to Colombia's Institute for Family Welfare (ICBF), by April 2023, there were 2,959 procedures active in the national child protection system for Venezuelan refugee and migrant children,

of which 35 per cent were caused by omission or negligence by their parents or caregivers, 13 per cent of children temporarily or permanently lacked parents or caregivers, 5 per cent were unaccompanied children (160 children were under protective services), and 1 percent had suffered sexual abuse.⁶³³

According to the JNA, 16 per cent of surveyed households in-destination identified children exposed to protection risks. Among these households, 58 per cent perceived at least one risk associated with GBV (including sexual violence, adolescent and child pregnancy and/or human trafficking). According to the Registry of Health Services,⁶³⁴ there were 22,447 cases of adolescent pregnancy among refugee and migrant girls (under 18 years old) reported between 2021 and 2022 (mainly in Bogotá, Antioquia, and Atlántico). Furthermore, children exposed to child marriage and early unions (which particularly affect girls, especially unaccompanied adolescents) face barriers to access services and limited opportunities to secure their socioeconomic independence.

[629] GIFMM partners with child protection activities in Norte de Santander and Arauca, UASC identification exercises, 2022.

[630] *Proceso Administrativo de Restablecimiento de Derechos (PARD)*. The global child protection framework refers to the restoration of rights as a 'best interest determination'. Colombian Institute for Family Welfare (ICBF), *Report of Entries of Children into Best Interest Determination Administrative Processes (PARD in Spanish) in Norte de Santander and Arauca*. Reason: unaccompanied, 2022 (accessed 14 July 2023) <https://shorturl.at/chpPW>.

[631] *World Vision, Inform: the hope of one more future beyond the borders*, 2022, <https://www.worldvision.co/sala-de-prensa/lanzamiento-de-informe-sobre-la-ninez-migrante-no-acompanada-y-separada>

[632] Colombian Institute for Family Welfare (ICBF), *Report of Entries of Children into Best Interest Determination (BID) Administrative Processes (PARD in Spanish) in Norte de Santander and Arauca*. Reason: unaccompanied, 2022. <https://shorturl.at/chpPW>.

[633] Colombian Institute for Family Welfare (ICBF), *Report on Venezuelan Children Active in BID Procedures, as of April 2023*. <https://shorturl.at/chpPW>.

[634] Ministry of Health and Social Protection. *Individual Registry of Health Services Provision (RIPS) - Resolution 029 of 2017*. Accessed through SISPRO on 26 June 2023.

There are gaps in the implementation of specialized services and family reintegration strategies for unaccompanied children, as well as other alternatives for UASC in-transit, including family reunification and other solutions for those UASC who do not wish to avail themselves of the protection services that are currently available.

By July 2023, 777,596 refugee and migrant children in-destination had registered for the TPP, and 46 per cent of children in the households surveyed through the JNA have TPP.⁶³⁵ Nevertheless, even those with regular status face challenges accessing protection services, justice, health, and education. Among these, 28 per cent said that they still could not access education, and 13 per cent indicated that they face gaps accessing justice. These challenges affect the pendular population and indigenous communities, and those in an irregular situation to an even greater extent.

According to the JNA, 18 per cent of Venezuelan households reported having children in an irregular

situation and/or lacking documentation. Since 2019, Colombia has adopted the measure “Primero la Niñez” – Childhood First- which has guaranteed the recognition of Colombian nationality to more than 100,387 girls and boys born in Colombian territory to Venezuelan nationals.⁶³⁶ Nevertheless, barriers to obtain documentation of their nationality persist for children in households that do not fulfill the criteria for these government measures, for children born in other countries, and with mixed families of other nationalities who are in transit.

Refugee and migrant children in Colombia are also impacted by armed conflict. The annual report of the UN Secretary-General identified 290 rights violations due to armed conflict against 209 children, involving 12 Venezuelans and 4 Ecuadorians.⁶³⁷ According to the Ombudsperson’s Office, 50 early warnings were reported between 2021 and July 2023 for risks related to the recruitment and sexual violence against refugee and migrant children, which required their access to protection measures.⁶³⁸



© Cáritas Colombia

[635] Colombian Migration, *Temporary Protection Status, 2023* (accessed 31 July 2023), <https://public.tableau.com/app/profile/migraci.n.colombia/viz/EstatutoTemporaldeProteccion-Encuesta/EncuestaPublic>

[636] Colombian Foreign Ministry and National Registry of Civil Status, *Childhood First, 2023*, <https://cancilleria.gov.co/sites/default/files/FOTOS2023/PRIMERO%20LA%20NI%C3%91ES.pdf>

[637] United Nations Secretary-General, *Children and Armed Conflict, Report in follow-up to Resolution 1612 on Children and Armed Conflict, 2022* <https://shorturl.at/dtHQU>.

[638] *Ibid.*

GENDER-BASED VIOLENCE



	PEOPLE IN NEED		♂	♀	♂	♀
	1.43 M	49.3%	26.3%	42.6%	9.8%	21.3%
CURRENTLY IN-DESTINATION						
VENEZUELAN IN-TRANSIT		54.0%	41.3%	26.5%	16.9%	15.3%
OTHERS IN-TRANSIT		47.2%	53.9%	25.1%	11.1%	9.9%
PENDULAR		28.7%	17.0%	48.4%	17.0%	17.6%
COLOMBIAN RETURNEES		32.0%	31.3%	33.7%	18.6%	16.4%
AFFECTED HOST COMMUNITIES		42.4%	29.7%	33.9%	18.6%	17.8%

Refugee and migrant women and girls, as well as of LGBTQI+ persons face a concerning situation and risks of gender-based violence (GBV), owed to its severity, prevalence and multiple consequences. Although the results of the JNA do not show significant changes regarding GBV in comparison to 2022, official data shows an increase of cases.

According to the JNA, 15 per cent of households in-destination have one or more members who report having suffered psychological violence (65 per cent) or physical violence (65 per cent). This violence predominantly affects women (68 per cent) and children (30 per cent), especially young women between 20 and 29 years of age. In addition, 16 percent of travel groups in transit and 5 percent of the pendular population report knowing a survivor of GBV.⁶³⁹

The number of GBV cases reported to authorities from 2021 to 2022 showed an increase of 11 per cent in sexual assaults and 32 per cent in intimate partner violence affecting Venezuelan women.⁶⁴⁰ In addition, the Femicide Observatory⁶⁴¹ documented 18 cases of femicides of Venezuelan women between January and

July 2023, mainly perpetrated by organized criminal groups, in areas where armed groups control the territory, showing the link between armed conflict and GBV risks.

According to a report by GBV Sub-sector partners in Colombia,⁶⁴² 65 percent of partners perceive an increase in cases of GBV in 2023 compared to the same period in 2022.⁶⁴³ Main risks identified for those affected by GBV include difficulties to access livelihoods (62 per cent), low institutional response (50 per cent), higher crime rates (32 per cent) and armed conflict (32 per cent), as well as obstacles to access regularization/being in an irregular situation (24 per cent), and xenophobia linked to the negative perception of Venezuelans as perpetrators of crimes (21 per cent).⁶⁴⁴

GBV Sub-sector partners identified intimate partners/ex-partners violence as the form of GBV posing the greatest risk for the in-destination population (71 per cent).⁶⁴⁵ Determinant factors include difficulties accessing livelihoods, the normalization of GBV, and a lack of access to justice and protection mechanisms as part of an overall limited institutional response.⁶⁴⁶

[639] R4V Colombia (GIFMM), JNA for Pendular and In-Transit Populations, 2023.

[640] From 1,029 cases in 2021 to 1,142 in 2022, and from 1,658 cases in 2021 to 2,187 in 2022, respectively. National Institute of Legal Medicine (ICML), Violence Observatory: Preliminary figures of external injuries in Colombia 2023. <https://shorturl.at/pwxPS>.

[641] Femicide Observatory in Colombia, Femicides Bulletin of Venezuelan migrants (January-July 2023) <https://shorturl.at/ktHMQ>.

[642] In order to complement the JNA 2023, the GBV Sub-sector collected information from all its partner organizations on GBV prevalence. GIFMM, Report - Risks of Gender-Based Violence in Migratory Contexts (July 2023), <https://cutt.ly/uwftBV4M>

[643] Intimate partner violence continues to represent the largest percentage of GBV cases identified (47%), followed by sexual violence against girls (23%) and human trafficking for sexual exploitation (20%).

[644] GIFMM, Report- Risks of Gender-Based Violence in Migratory Contexts (July 2023), <https://cutt.ly/uwftBV4M>

[645] Ibid.

[646] Ibid.

Meanwhile, the population in-transit faces even higher risks of sexual violence.⁶⁴⁷ The lack of an effective institutional response, access to preventive information, limited protection capacities and access to justice further aggravate the impact of this type of violence. For the population engaged in pendular movements, according to GBV sub-sector partners, sexual assault is considered a main risk, occurring primarily in public spaces, on public transportation, and at border crossings. Due to prevailing limitations to accessing justice, especially for those in irregular situations, most cases are not reported to the authorities.

Among GBV sub-sector partners surveyed,⁶⁴⁸ 38 per cent identified that the profiles at greatest risk of violence by intimate partners/ex-partners include women heads of households, 15 per cent identified girls in early sexual unions and 9 per cent identified LGBTQI+ people; while partners identified that those profiles they perceived as at greatest risk of domestic

violence⁶⁴⁹ include women heads of households again (35 per cent), girls in early sexual unions (9 per cent), sexually exploited women (9 per cent) and pregnant women (6 per cent) and pregnant girls (6 per cent). Finally, in sexual assault cases, the profiles identified by partners as being at greatest risk are also women heads of households (18 per cent), women engaged in transactional sex (18 per cent), LGBTQI+ people (18 per cent), girls aged 12 to 18 (12 per cent) and girls under the age of 12 (6 per cent).

Women and girls face barriers to accessing livelihoods and earning income, hindering their economic participation, empowerment, and independence.⁶⁵⁰ According to the national Migration Pulse survey, the main activity women reported engaging in the week before being surveyed was unpaid care and domestic work (40 per cent), while 72 per cent of men reported paid work as their main activity.⁶⁵¹ These obstacles translate to risk factors for different forms of GBV.



© NRC - Vanessa Jiménez

[647] 45% of partners perceived an increase in sexual violence among refugees and migrants in-transit. Similarly, 27% of partners perceive an increase also for populations in-destination. *Ibid.*

[648] *Ibid.*

[649] Defined for purposes of this report as any violence carried out in the home against women and girls.

[650] As indicated in the Sustainable Development Goals, access to livelihoods and economic empowerment are essential for gender equality, as well as for the eradication of discrimination and violence.

[651] National Administrative Department of Statistics (DANE), Migration Pulse Survey - fifth round (May 2023), <https://shorturl.at/cxGI5>

HUMAN TRAFFICKING & SMUGGLING



	PEOPLE IN NEED		♂	♀	♂	♀
	CURRENTLY IN-DESTINATION	314.9 K 10.9%	29.6%	33.8%	18.7%	17.9%
VENEZUELAN IN-TRANSIT		45.4%	41.3%	26.5%	16.9%	15.3%
OTHERS IN-TRANSIT		55.6%	53.9%	25.1%	11.1%	9.9%
PENDULAR		19.4%	17.0%	48.4%	17.0%	17.6%
COLOMBIAN RETURNEES		10.0%	31.3%	33.7%	18.6%	16.4%
AFFECTED HOST COMMUNITIES		12.0%	29.7%	33.9%	18.6%	17.8%

In Colombia, changes in the national context throughout 2022 and 2023 affected the dynamics of human trafficking and smuggling. This includes the evolution of the armed conflict,⁶⁵² movement trends of refugees and migrants,⁶⁵³ and the expansion of organized crime networks,⁶⁵⁴ including the use of technology for recruitment and exploitation of potential victims, and disputes over control of illicit economies. This situation has also contributed to various types of exploitation, some of which are difficult to identify, such as forced marriage, begging, or domestic servitude. Refugees and migrants often lack sufficient social support networks, protection and security conditions, exposing them to trafficking networks. In 2022, Colombian authorities identified 162 human trafficking cases, of which 32 per cent of victims were refugees and migrants from Venezuela.⁶⁵⁵ By July 2023, the total number of identified cases is 51, of which 33 per cent concern refugees and migrants from Venezuela.⁶⁵⁶

Findings from the JNA with the Venezuelan population in-destination⁶⁵⁷ identified various risk factors. For example, 19 per cent of respondents knew of peers who had their documents stolen or damaged⁶⁵⁸, while 12 per cent mentioned situations in which people were forced to work and did not get paid. For refugees and migrants, these risks are aggravated due to the barriers to access decent jobs, as well as their lack of resources to meet their basic needs. Meanwhile, among populations in-transit and pendular movements, 11 per cent of respondents to the JNA reported that they had received an offer of a job or study opportunity which raised their suspicions of possibly being linked to illicit or risky activities. For the population engaged in pendular movements, this figure rises to 13 per cent. In-transit and pendular populations are also exposed to risks related to the presence of non-state armed groups and organized crime, among others.

[652] UN Special Rapporteur on trafficking in persons, especially women & children (May 2023), <https://acortar.link/iPt3mt>. The Ombudsman's Office has issued more than 20 early warnings describing the relationship between the new dynamics of the armed conflict and human trafficking. <https://alertastempranas.defensoria.gov.co/>

[653] GIFMM Colombia: Characterization of Mixed Movements towards Central and North America (February 2023), <https://shorturl.at/yFW18>

[654] Some of the alerts issued by the Ombudsman's Office evidence this relationship, mainly in border areas. <https://alertastempranas.defensoria.gov.co/>

[655] There is underreporting and low institutional capacity for the identification in these crimes, as well as additional risks for refugees and migrants. Ministry of Interior, Human Trafficking Observatory (30 June 2023), <http://bit.ly/3DehscY>

[656] *Ibid.*

[657] R4V Colombia (GIFMM), JNA for the Population in Destination, 2023.

[658] Document retention is one of the main strategies used by traffickers to secure control over victims. It is one of the main indicators of human trafficking and is therefore one of the main indicators used by national authorities to identify cases. <https://www.mininterior.gov.co/wp-content/uploads/2023/04/protocolo-de-identificacion-1.pdf>

The changing migration measures and admissions policies adopted by the U.S. Government have had a direct impact on the movements of refugees and migrants in, as well as those transiting through, Colombia. Due to border controls and a lack of safe legal pathways, refugees and migrants resort to irregular and dangerous routes, including the services of smugglers, in order to cross borders irregularly. According to the JNA, 19 per cent of travel groups surveyed while in-transit confirmed that they had requested help from third parties (including smugglers) while in Colombia to facilitate their journeys to their intended destinations. This has been particularly notable in the second quarter of 2023, where the average number of daily departures of refugees and migrants from the municipalities of Necoclí and Turbo, northward towards Panama, have significantly increased, reaching beyond 2,000

departures per day.⁶⁵⁹ With Venezuelans representing an average of 57 per cent of those crossing from Colombia to Panama, they are complemented by refugees and migrants from other nationalities on their journey towards Central and North America, where they are not only exposed to risks of exploitation and abuse and risk other man-made and natural hazards, including shipwrecks on insecure boats used to depart from Colombia,⁶⁶⁰ but also the illicit activities of trafficking gangs and smugglers.

Refugees and migrants, especially those who have been trafficked and/or smuggled, face difficulties accessing protection mechanisms and support services, and have unmet needs for assistance and psychosocial support to overcome the traumas and emotional difficulties arising from their experiences. This is exacerbated by the lack of support networks and durable solutions.

SHELTER



	PEOPLE IN NEED					
CURRENTLY IN-DESTINATION	1.98 M	68.3%	29.6%	33.8%	18.7%	17.9%
VENEZUELANS IN-TRANSIT	84.3%		41.3%	26.5%	16.9%	15.3%
OTHERS IN-TRANSIT	81.3%		53.9%	25.1%	11.1%	9.9%
PENDULAR	23.8%		17.0%	48.4%	17.0%	17.6%
COLOMBIAN RETURNEES	48.0%		31.3%	33.7%	18.6%	16.4%
AFFECTED HOST COMMUNITIES	59.7%		29.7%	33.9%	18.6%	17.8%

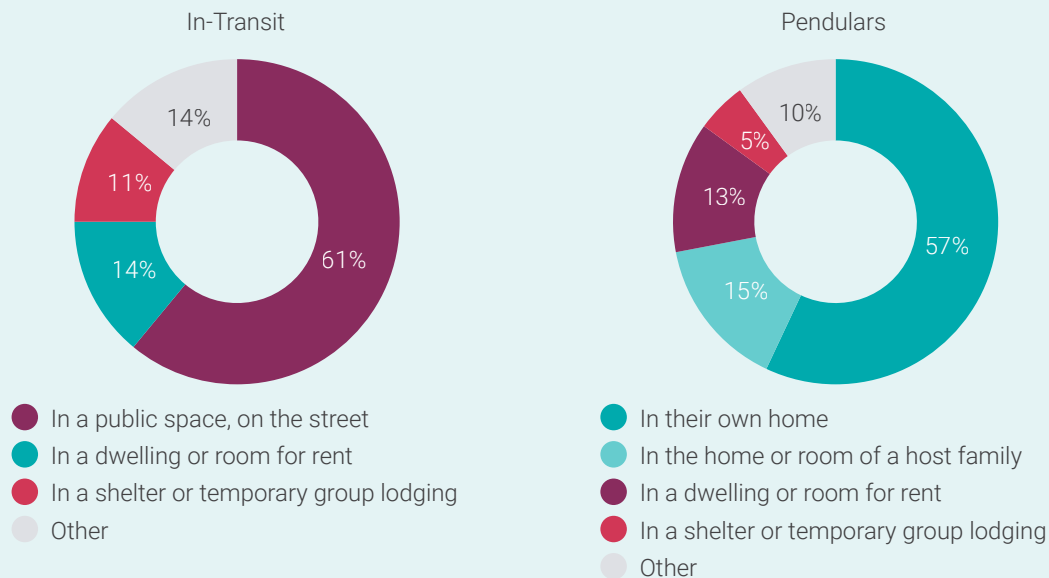
Access to timely, dignified, and safe accommodation is one of the main needs of refugees and migrants from Venezuela in the country, as well as for Colombian returnees and affected host communities, and all nationalities of refugees and migrants in transit. According to the JNA, 77 per cent of refugees and migrants in-destination live in inadequate housing in Colombia.⁶⁶¹ Out of these households, 83 per cent include children. A total of 44 per cent live in shared houses/apartments, often implying protection risks to

occupants given the lack of privacy. This is particularly common among refugees and migrants residing in Atlántico, Bogotá, Bolívar, Cundinamarca, Nariño, Santander and Valle del Cauca departments.

Furthermore, 9 per cent of refugees and migrants in destination surveyed live in either makeshift shelters, daily paid rental accommodations, or temporary shelters, mainly in Arauca, Atlántico, La Guajira and Magdalena. Also, 3 out of 10 households live in

[659] R4V, *Movements Report, Second Quarter of 2023*. <https://www.r4v.info/en/movements-report-q2-2023>
 [660] *Surviving the Darién: the journey of refugees and migrants through the jungle. Mixed Movements through the Darien. Binational Report Colombia - Panamá (July 2022 - January 2023)* <http://bit.ly/3pRhPHC>
 [661] *The category of inadequate housing includes situations where persons do not feel safe, have insufficient privacy, poor infrastructure, lack of protection from heat or cold, and other variables considered in the "R4V guide for adequate housing in the response to Venezuelan refugees and migrants in Latin America and the Caribbean, 2022"* <https://shorturl.at/esU06>

TYPE OF SHELTER WHERE THE SURVEYED VENEZUELANSTAYED DURING THE NIGHT PRIOR TO THE SURVEY



Source: *Joint Needs Assessment (JNA) with the Population in Transit and Pendular Movements, Colombia 2023 (publication forthcoming).*

overcrowded conditions,⁶⁶² causing negative effects on their quality of life, health, and well-being.

Regarding housing tenure conditions, 76 per cent of Venezuelan households do not have a formal rental agreement, and 2 per cent are informally occupying private properties. Twenty-eight per cent considered themselves at risk of eviction in the three months prior to the survey. This perception is more common among women-headed households (30 per cent) than in men-headed households (25 per cent). The primary reason cited for potential eviction was the lack of money to pay rent (88 per cent), which has increased with higher inflation in 2023. Nariño, Antioquia, Atlántico, Bolívar, La Guajira, and Magdalena departments present higher rates of refugees and migrants at risk of eviction.

Fifty-three per cent of Venezuelan households reported that their homes lack adequate housing conditions, mainly due to deficient infrastructure and insecurity. Insecurity was more frequently reported as an issue among refugees and migrants residing in Arauca, Bolívar and La Guajira departments. According to the JNA, 69 per cent lack access to at least one public service or utility,⁶⁶³ particularly in Magdalena, La Guajira, Bolívar, Arauca, and Antioquia.

Due to a lack of funds, most Venezuelan households cannot afford essential household items. For the in-destination population, only 19 per cent have bedding and essential clothing items; 13 per cent have lighting; 17 per cent have items for food preparation and consumption; and 5 per cent have water storage / filtering elements. A greater need for household items is identified in La Guajira, Atlántico, Arauca, and Bogotá. Regarding the in-transit population, according to the JNA, the items most needed by travel groups include climate comfort/environmental protection (such as sunscreen, thermal blankets, etc.; 89 per cent), clothing or footwear (77 per cent) and, to a lesser extent, backpacks (45 per cent), tableware (42 per cent) and reflective elements to protect them from traffic incidents along the route (32 per cent).

According to the JNA with the in-transit population, 61 per cent of travel groups had slept on the street or in a public space the night before being surveyed; a significant protection risk, which has increased in 2023 due to record numbers of refugees and migrants in-transit northward toward Central America and North America. Another 14 per cent had paid for accommodation – either a house or a room – while

[662] Defined as three or more individuals sleeping in the same room.

[663] Either natural gas, electricity, sewage systems, aqueducts, or waste collection.





11 per cent had used collective temporary shelters,⁶⁶⁴ and 4 per cent were hosted by relatives. Seventy-six per cent stated that they were not sure where they would spend the following night.

Of the pendular travel groups surveyed, 15 per cent reported being hosted by a host family and 13 per cent in rented accommodations in Colombia. Five per cent stayed in temporary collective shelters, and 5 per cent slept on the street or in a public space.

Finally, 13 per cent of Venezuelan households in Colombia reported having at least one member with a disability, which often implies a need for accessible shelters and may be associated with protection risks such as sexual violence, labor exploitation, discrimination and lack of access to basic goods and services. This is most frequently identified in the departments of La Guajira, Norte de Santander, and Antioquia.

WASH



	PEOPLE IN NEED					
						
CURRENTLY IN-DESTINATION	1.96 M	67.8%	29.6%	33.8%	18.7%	17.9%
VENEZUELAN IN-TRANSIT		72.7%	41.3%	26.5%	16.9%	15.3%
OTHERS IN-TRANSIT		75.7%	53.9%	25.1%	11.1%	9.9%
PENDULAR		43.2%	17.0%	48.4%	17.0%	17.6%
COLOMBIAN RETURNEES		51.5%	31.3%	33.7%	18.6%	16.4%
AFFECTED HOST COMMUNITIES		61.8%	29.7%	33.9%	18.6%	17.8%

Refugees, migrants, and their host communities residing in both rural and urban areas have significant unmet needs in water, sanitation, and hygiene (WASH), which particularly negatively affect the health and development of children, due to limited access to adequate WASH facilities in shelters, schools, and health centers.

In terms of access to water, 58 per cent of Venezuelan households in informal settlements⁶⁶⁵ do not have regular access to a reliable water supply, while 45 per cent of rural refugee and migrant households⁶⁶⁶ face barriers to access improved water. Additionally, 32

per cent of urban refugee and migrant households⁶⁶⁷ do not have piped water or another water supply, and 46 per cent of those in informal settlements⁶⁶⁸ do not have enough water, either because they have no supply at all, or an inconsistent supply (requiring them to store it). Overall, only 29 per cent of households in-destination⁶⁶⁹ indicated having enough water for their daily consumption, hygiene, and cleaning, and another 11 per cent do not have enough water for any of these activities.

Regarding sanitation services, 21 per cent of households living in rural areas⁶⁷⁰ do not have adequate sanitation

[664] GIFMM Colombia: Temporary Collective Shelters (December 2022), <https://www.r4v.info/es/document/gifmm-colombia-alojamientos-colectivos-temporales-diciembre-2022>

[665] Colombia WASH Sector, Permanent Baseline Data from 2022-2023, <https://shorturl.at/ho159>

[666] National Statistics Department (DANE), Quality of Life Survey (processed by WASH Sector): <https://shorturl.at/bqqBU>

[667] R4V Colombia (GIFMM), JNA for the Venezuelan Population in Destination, 2023.

[668] Colombia WASH Sector, Permanent Baseline Data from 2022-2023, <https://shorturl.at/ho15>

[669] R4V Colombia (GIFMM), JNA for the Venezuelan Population in Destination, 2023.

[670] National Statistics Department (DANE), Quality of Life Survey (processed by WASH Sector): <https://shorturl.at/bqqBU>

[671] Colombia WASH Sector, Permanent Baseline Data from 2022-2023, <https://shorturl.at/ho15>

infrastructure. In informal settlements, 53 per cent of households reported having toilets or latrines outside their homes, and 39 per cent reported open defecation practices.⁶⁷¹

In terms of hygiene, 23 per cent of Venezuelan households in cities,⁶⁷² 26 per cent in rural areas,⁶⁷³ and 58 per cent in informal settlements⁶⁷⁴ reported having no adequate infrastructure for handwashing. Moreover, 40 per cent of all refugee and migrant households in-destination reported that girls and women have had difficulties to access menstrual care items.

The in-transit refugee and migrant population has acute needs in WASH, often associated with significant risks of diseases and other life-threatening ailments, including chronic diarrhea and dehydration, which can be fatal for children, women, and men. Eighty-eight per cent of travel groups⁶⁷⁵ indicated that they incurred at least one barrier to accessing safe drinking water during their journey, 91 per cent reported access barriers for sanitary services, and 14 per cent reported that hygiene spaces were unsafe. Fifty-seven per cent of girls and women reported difficulties accessing menstrual hygiene supplies, and 65 per cent reported lack of access to private and clean bathrooms to manage menstruation.

The main WASH needs identified for the pendular population correspond to the availability (or lack thereof) of access to adequate and safe WASH facilities in educational institutions and health centers, requiring some to pay to access them. According to the JNA, 11 per cent of travel groups in transit or pendular movements have no regular access to safe water during their journeys, 14 per cent have no regular access to a toilet with adequate infrastructure, and 14 per cent lack a safe space to shower. Thirty-seven per cent of women and girls in pendular movements reported having no menstrual supplies, and 24 per cent indicated having difficulty accessing a nearby, private, and clean bathroom to manage their period.

In Colombia, access to WASH goods and services is mainly through paid providers (for example, 45 percent of travel groups paid for potable water, 26 percent paid for access to sanitary services, and 12 per cent paid for a place to shower).⁶⁷⁶ This affects the availability for those who do not have the means to pay for services, forcing them to drink water of poor quality or to practices open defecation and other unsafe or unhealthy coping mechanism.

[672] R4V Colombia (GIFMM), *JNA for the Venezuelan Population in Destination*, 2023.

[673] National Statistics Department (DANE), *Quality of Life Survey (processed by WASH Sector)*: <https://shorturl.at/bgqBU>

[674] Colombia WASH Sector, *Permanent Baseline Data from 2022-2023*, <https://shorturl.at/ho15>

[675] R4V Colombia (GIFMM), *JNA for the Population in Transit and Pendular Movements*, 2023.

[676] *Ibid.*

ECUADOR



ECUADOR AT A GLANCE

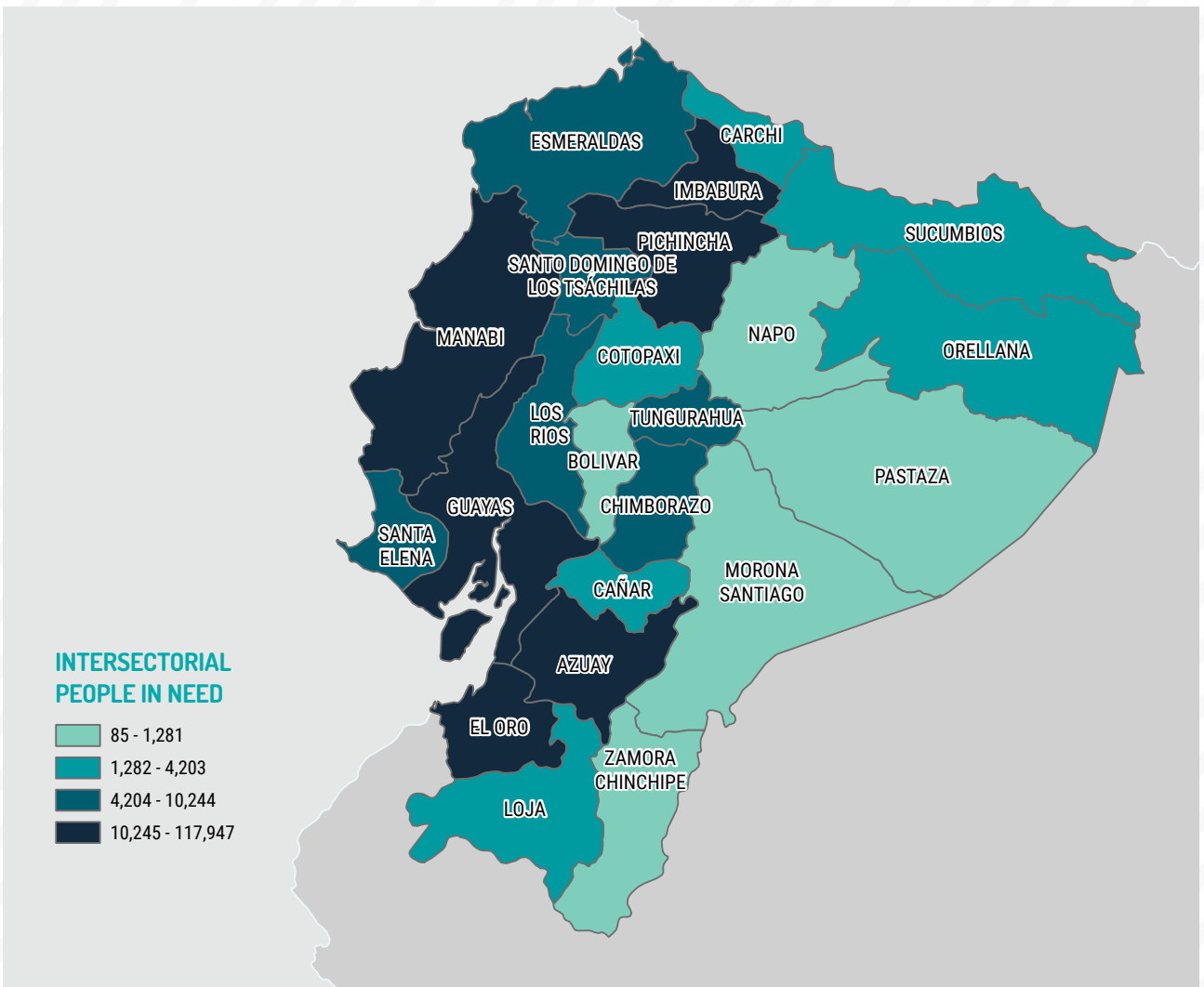
PEOPLE IN NEED (PIN)

CURRENTLY IN-DESTINATION **77.9%** **370.0 K**

75.3%
VENEZUELAN
IN-TRANSIT

75.3%
OTHERS
IN-TRANSIT

63.1%
AFFECTED HOST
COMMUNITIES



POPULATION IN NEED BY AGE AND GENDER

MEN
 WOMEN
 BOYS
 GIRLS



All percentages and absolute values used in maps, graphs and other infographics are, unless stated otherwise, based on the number of Venezuelan refugees and migrants in-destination, as reported in the August 2023 population update.

SECTOR	PEOPLE IN NEED (PIN)				
	IN-DESTINATION		IN TRANSIT		AFFECTED HOST COMMUNITIES
			VENEZUELANOS	OTHERS	
	77.9%	370.0 K	75.3%	75.3%	63.1%
	28.4%	135.1 K	N/A	N/A	9.3%
	60.3%	286.4 K	64.9%	64.9%	51.7%
	53.9%	256.0 K	39.4%	39.4%	21.8%
	16.6%	78.8 K	46.9%	46.9%	N/A
	77.9%	370.0 K	N/A	N/A	63.1%
	8.9%	42.4 K	8.0%	8.0%	6.7%
	76.6%	364.0 K	75.3%	75.3%	49.8%
	37.3%	177.2 K	35.5%	35.5%	25.1%
	23.7%	112.4 K	19.1%	19.1%	24.8%
	2.3%	10.9 K	13.2%	13.2%	2.3%
	49.4%	234.4 K	56.6%	56.6%	14.1%
	51.6%	245.1 K	38.3%	38.3%	32.2%

LEGEND



Intersector



Education



Food Security



Health

Humanitarian
Transportation

Integration



Nutrition



Protection



Child Protection

Gender-Based
Violence (GBV)Human Trafficking
& Smuggling

Shelter



WASH

COUNTRY OVERVIEW

As of September 2023, Ecuador is home to nearly half a million refugees and migrants from Venezuela, in addition to serving as a transit country for hundreds of thousands of Venezuelans and other nationalities on the move, both northward and southward along the continent's Andean Corridor. Due to prevailing visa requirements for Venezuelans, the vast majority of refugees and migrants enter irregularly, increasing their protection risks and vulnerabilities. In parallel, Ecuador is facing a deteriorating public security situation, aggravating the protection context, particularly in cities along the coastal region. Growing insecurity and slow economic recovery following COVID-19 are coupled with large populations of refugees and migrants in irregular situations, limiting their opportunities to exercise their rights, access services, and/or achieve integration and self-reliance. In an attempt to address this situation, on 1 September 2022 the country began a second regularization process, which is expected to provide Venezuelans and other foreign nationals living in Ecuador with access to a temporary resident visa before the second half of 2024.⁶⁷⁷

Between May and June 2023, 26 partner organizations of the National R4V Platform in Ecuador (GTRM) conducted the fifth joint needs assessment (JNA)⁶⁷⁸ to identify the needs and priorities of refugees and migrants from Venezuela in 23 of the country's 24 provinces. Some 2,540 households, representing 9,635 people were interviewed by telephone. Most

respondents were female (82 per cent), and households had an average of 3.8 members. Children reside in a total of 84 per cent of the refugee and migrant households surveyed in Ecuador.

According to the JNA findings,⁶⁷⁹ the main unmet needs of Venezuelans in Ecuador include access to food (82 per cent), accommodation/shelter (67 per cent), employment/livelihoods (58 per cent), health services (32 per cent), documentation (15 per cent) and education (14 per cent).⁶⁸⁰ The top priority needs of refugees and migrants have remained the same across all five JNA rounds, with food security as the most important need: sixty-five per cent of surveyed households in 2023 lack access to sufficient food.⁶⁸¹ Shelter needs are a close second: 24 per cent of refugees and migrants live in an overcrowded situation and 24 per cent share their rented home with other family groups,⁶⁸² while 22 per cent of Venezuelans do not have regular access to a public water supply in their accommodations.

In 2023, 81 per cent of households surveyed had healthcare needs, an increase of 10 per cent compared to 2022. An additional 14 per cent report that they could not access needed medical services. Regarding education, Venezuelan children between the ages of 5 and 17 continue to face enrollment challenges, with 24 per cent in the Andes region, 28 per cent in the Amazon region, and 17 per cent in the coastal region not attending school.

[677] The first regularization process in Ecuador was carried out between 2019 – 2021, through which some 57,400 Venezuelans obtained a visa for humanitarian reasons. The second Registration and Regularization Process began in September 2022, and has been divided in three phases: the first for Venezuelans who entered Ecuador on a regular basis; the second for people of other nationalities with regular entries; and the third includes Venezuelans who entered irregularly and are in irregular situations. For more information on the process: <https://estoyaquí.ec>

[678] R4V Ecuador (GTRM), Joint Needs Assessment (JNA), 2023 (publication forthcoming)

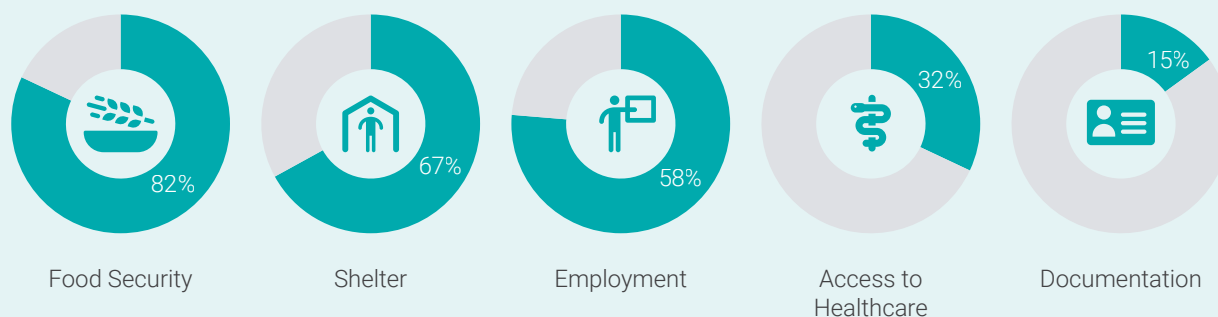
[679] The unit of analysis of the JNA is refugees and migrants from Venezuela in Ecuador. The data source used to define the sample of the Venezuelan population are contact databases of people assisted by GTRM partners. For this reason, the gender balance of the people interviewed are 81.6% women and 18.3% men, because these databases belong to organizations that prioritize attention to households with women and children, due to their vulnerability. It should be noted that the gender and age breakdown of household members are 53.3% women and 23.8% children. Despite this over-sampling of households with women and children, the results of the JNA serve the purpose of highlighting the needs of refugees and migrants from Venezuela in Ecuador, and meet all the criteria for evaluating statistical quality: that is, the results are reliable, consistent, timely, and comparable.

[680] Survey respondents were asked to identify their top three needs.

[681] 49% of households surveyed report partial access to food while 16% did not have access. R4V Ecuador (GTRM), JNA 2023.

[682] Representing an increase of 10% compared to 2022.

TOP NEEDS OF IN-DESTINATION VENEZUELAN IN ECUADOR



* The figures in the above graphic correspond to the percentage of surveyed Venezuelans in-destination who ranked each thematic area in their top 3 needs.

Source: Joint Needs Assessment (JNA) Ecuador 2023 (publication forthcoming).

Meanwhile, 76 per cent of refugees and migrants surveyed have no valid visa in Ecuador.⁶⁸³ Seventy-five per cent of surveyed households expressed that they cannot or do not want to return to Venezuela; of these, 51 per cent cited lack of access to basic services in their country of origin as the reason for not returning. Additionally, 87 per cent of the respondents report resorting to coping mechanisms to satisfy their basic needs (62 per cent borrow money from friends and family; 52 per cent increase their working hours; 36 per cent spend their savings; 29 per cent sell personal property; and 25 per cent do not pay rent for several months).

Thirty-nine per cent of households report that at least one family member experienced discrimination in the past three months, mainly due to their nationality.

In terms of economic integration, of the 76 per cent of Venezuelans who report having a job, 96 per cent work in the informal sector and only 4 per cent are employed in the formal sector. The average monthly income per capita for 65 per cent of households is USD 86.5, which is slightly below the national poverty line (USD 88.7).

The unrealized potential for self-reliance and socio-economic integration is a cross-cutting issue for refugees and migrants in Ecuador. Refugees and migrants need access to regularization as a first step to facilitate their inclusion in the formal labor market and/or operate businesses to improve their families' income and well-being, reducing reliance on humanitarian assistance.

[683] See the Protection chapter herein in the RMNA for an explanation of ongoing regularization efforts in Ecuador and how these relate to the findings of the JNA. The JNA was conducted while the third phase of the registration process was initiating, which targets Venezuelans who entered the country irregularly, and is understood to encompass a significant proportion of the population, meaning that expanded access to regular status is expected.

EDUCATION



	PEOPLE IN NEED		♂	♀	♂	♀
	CURRENTLY IN-DESTINATION	135.1 K 28.4%	16.1%	19.1%	36.7%	28.1%
VENEZUELAN IN-TRANSIT	-	-	-	-	-	-
OTHERS IN-TRANSIT	-	-	-	-	-	-
AFFECTED HOST COMMUNITIES		9.3%	17.0%	18.9%	33.4%	30.7%

Venezuelan refugees and migrants continue to face obstacles when accessing quality education in Ecuador. In addition to enrolment, challenges extend to ensuring permanence and continuity within the education system, and achieving holistic learning outcomes in a safe environment that fosters socio-emotional well-being and paves the way for obtaining a diploma.

While the Ministry of Education has taken important steps to promote access to education for vulnerable populations, including for refugees and migrants in an irregular situation or without documentation, through the implementation of Ministerial Agreement 0026A,⁶⁸⁴ practical barriers and challenges to apply the regulation persist.

According to Ministry of Education data,⁶⁸⁵ the number of Venezuelan refugee and migrant children enrolled in the school system decreased from 60,146 in the 2021-2022 school period to 55,759 in the 2022-2023 school period (92 per cent of whom are enrolled in public schools). According to the JNA 2023, 20 per cent of Venezuelan school-aged children are not attending schools. This situation not only inhibits their completion of academic skills and opportunities for future livelihoods, but also exposes them to increased risks of child protection issues, including violence, child labour, and begging.

Among the refugee and migrant population enrolled in the educational system,⁶⁸⁶ 57 per cent attend primary education (1st to 6th grade). There is however a significant decrease in terms of enrolment in middle and secondary education (7th to 12th grade)⁶⁸⁷ where only 26 per cent of eligible children are enrolled. This highlights a significant drop-out rate and emphasizes the need for a comprehensive educational strategy that adapts to adolescents' needs, in order to address the challenges they face with education access and permanence.⁶⁸⁸

According to findings in the JNA, the four main reasons refugees and migrants give for their children not being able to exercise their right to education are: i) financial barriers related to the costs of school transportation, uniforms, supplies and textbooks (28 per cent); ii) arriving when the school year was already in progress (11 per cent); iii) difficulties obtaining the documentation required for enrolment (15 per cent)⁶⁸⁹; and iv) lack of available enrolment quotas at local schools (9 per cent).

Surveyed families report that 37 per cent of Venezuelan students do not have a family member to support them with schoolwork, and 34 per cent of children cannot complete their homework. The JNA also revealed that 44 per cent of households consider that

[684] Implementation of this regulation has taken place over the last two years, including by granting children access to the education system without the requirement to present an identity document, and by eliminating the restriction on enrollment only during the beginning of the school year. Ministry of Education, Acuerdo Ministerial No. MINEDUC-MINEDUC-2020-00025-A of 22 April 2020, revised through Acuerdo Ministerial No. MINEDUC-MINEDUC-2021-00026-A of 18 May 2021, <https://educacion.gob.ec/wp-content/uploads/downloads/2021/05/MINEDUC-MINEDUC-2021-00026-A.pdf>

[685] Ministry of Education, Open Data Platform, 2023, <https://educacion.gob.ec/datos-abiertos/>

[686] According to the Ministry of Education, currently 55,759 children are registered in the Ecuadorian educational system. <https://educacion.gob.ec/datos-abiertos/>

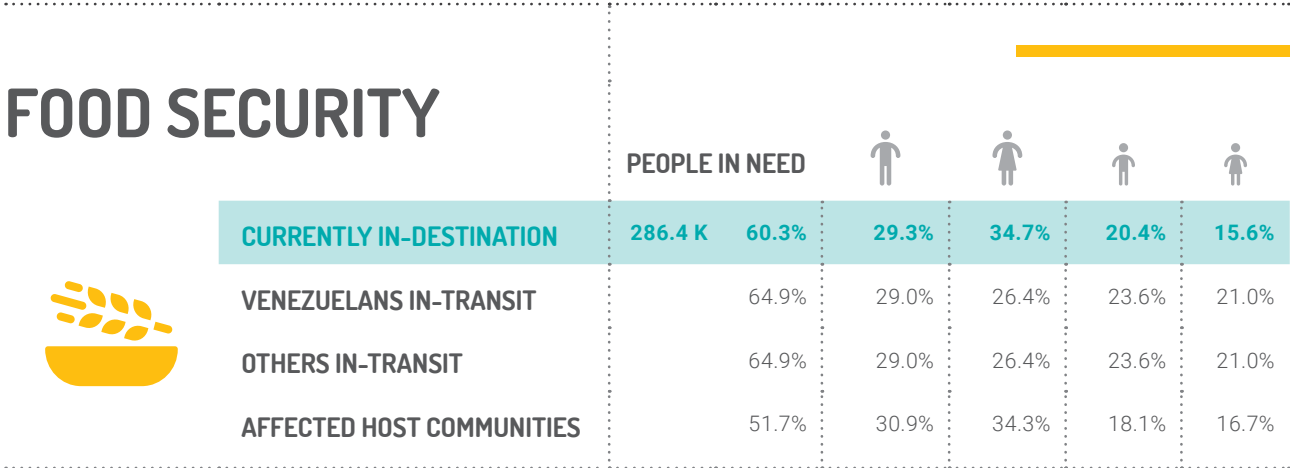
[687] Ministry of Education, National Department of Educational Analysis and Information.

[688] According to the Open Data Portal of the Ministry of Education, at the national level, the overall school dropout rate for the academic period 2021-2022 was 2.11%. <https://educacion.gob.ec/datos-abiertos/>

the schools their children attend are located in unsafe environments, while 38 per cent of Venezuelan pupils do not have textbooks or school supplies, and 45 per cent do not have an appropriate space dedicated to study. Only 18 per cent of refugee and migrant children report benefiting from academic levelling or psychosocial support services for students.

Finally, families interviewed expressed concerns about the safety risks that children face while getting to and from school. Sixty-four per cent said that children in

their households were exposed to dangers such as robbery, kidnapping, drugs, recruitment into organized criminal groups or gangs, physical, psychological or sexual violence while in transit to and from school. The context of increased insecurity in Ecuador therefore appears to be negatively impacting the retention of children in the education system.



According to the JNA 2023, food security remains the top priority need for refugees and migrants in Ecuador.⁶⁹⁰ Of particular concern, in comparison to JNA results from 2022,⁶⁹¹ the number of households who did not have access to any food in the last week increased by 23 per cent and reached 16 per cent of all refugee and migrant households.⁶⁹² Meanwhile, 49 per cent of households surveyed in the JNA said they had only partial access to food in the prior week, a slightly lower number than the previous year (53 per cent). These results indicate a risk of food insecurity in 65 per cent of households and are consistent with another R4V partner’s report from 2023⁶⁹³ in which 60 per cent of the Venezuelan population faced severe or moderate food insecurity, and 34 per cent were marginally food insecure.

The JNA 2023 findings are also consistent with the expected relationship between income and the ability to access food for all household members. For households that report an income of less than USD 80 per month, 26 per cent state that they cannot afford sufficient food; this is the case for 22 per cent of families with incomes between USD 80 -150; whereas for households with an income between USD 150 - 240, 16 per cent state being unable to afford sufficient food. As the household income increases, so does food security.

Other indicators are also correlated with a greater risk of food insecurity: for example, as the number of household members increases, so does the rate of food insecurity, as income must be split between more people.⁶⁹⁴ According to the JNA, food insecurity

[689] Although these practical barriers are reported by the families interviewed, it is important to note that the Ministerial Agreement 0026A provides a framework for addressing them, as it guarantees access for children who are undocumented and those who arrive when the school year is already in progress.

[690] R4V Ecuador (GTRM), JNA 2023.

[691] R4V Ecuador (GTRM), JNA 2022, <https://www.r4v.info/es/document/gtrm-ecuador-evaluacion-conjunta-necesidades-mayo-2022>

[692] In contrast to results from the previous JNA, when 13% indicated not having access to food in the last week.






[693] WFP, Migrant Life: Economic Inclusion of Venezuelan Migrants in Ecuador (June 2023), <https://www.r4v.info/es/document/wfp-ecuador-vida-migrante-economic-inclusion-venezuelan-migrants-ecuador>

[694] Ibid.

affects 80 per cent of large families (more than 5 members), while this percentage decreases as the number of household members decreases (73 per cent in households between 3 and 5 members, 67 per cent in households with 2 members, and 43 per cent in households with less than 2 members).

The lack of financial capacity to meet basic household needs, has led refugees and migrants to adopt coping mechanisms that negatively impact their food security and nutrition status. For example, 92 per cent of food

insecure households indicated that they had consumed less preferred or cheaper foods for more than five out of seven days prior to the JNA survey. Additionally, 85 per cent of food insecure refugee and migrant households reduced the portion sizes they consumed during the day for almost five days a week (4.9 days). Both coping mechanisms cause a significant decrease in the quality and quantity of nutrients obtained from food and increase the risk of malnutrition for the most vulnerable populations, especially for children under the age of 5 and pregnant or lactating women.

HEALTH	PEOPLE IN NEED					
						
 CURRENTLY IN-DESTINATION	256.0 K	53.9%	29.3%	34.7%	20.4%	15.6%
VENEZUELAN IN-TRANSIT		39.4%	29.0%	26.4%	23.6%	21.0%
OTHERS IN-TRANSIT		39.4%	29.0%	26.4%	23.6%	21.0%
AFFECTED HOST COMMUNITIES		21.8%	30.9%	34.3%	18.1%	16.7%

Health was ranked fourth among the priority needs identified by refugees and migrants in Ecuador (highlighted by 34 per cent of respondents), according to the JNA 2023. A total of 81 per cent of households reported that they had experienced healthcare needs in 2023, representing a 10 per cent increase from the JNA 2022. This appears to be related to post-COVID-19 activities in which healthcare centers and patients are catching-up on previously postponed and non-essential treatments which were unable to be performed during the pandemic and were prioritized in the course of 2023.⁶⁹⁵

According to the JNA, 14 per cent of households surveyed with health needs reported not having had timely access to health services. The main reasons given for this lack of access included inability to receive treatment or not being treated at health centers they visited (43 per cent), unavailability of medical appointments (24 per cent), lack of money to cover specialized medical and relating transportation expenses (10 per cent), lack of specialists, medicine

and/or equipment (6 per cent), lack of knowledge about how to access medical services in Ecuador (4 per cent), fear of not being treated (3 per cent), and preference for self-medication (2 per cent).

Among the households that required medical attention, their main health needs related to general healthcare (85 per cent), treatment of chronic diseases (78 per cent), specialized healthcare (26 per cent), prenatal care (7.9 per cent), childbirth and postpartum care (7.2 per cent), mental health services (6.8 per cent), and access to contraception and sexual and reproductive health services (6.3 per cent). In 2023, there was an increase (3-5 percentage points) in the demand for general healthcare and specialized health services, in comparison to the data from the JNA 2022. Similarly, there was a 3.6 per cent increase in mental health service needs compared to 2022. According to analysis by R4V partners, this general increase in healthcare needs is also understood to be due to delayed treatments during the pandemic years.

[695] World Bank, ¿Cómo se curan los sistemas de salud luego de una pandemia? (9 May 2022) <https://www.bancomundial.org/es/news/feature/2022/05/09/sistemas-salud-despues-pandemia>; WHO, La COVID-19 afecta significativamente a los servicios de salud relacionados con las enfermedades no transmisibles (1 June 2020), <https://www.who.int/es/news/item/01-06-2020-covid-19-significantly-impacts-health-services-for-noncommunicable-diseases>

The JNA identified important distinctions in the health needs of refugees and migrants in-destination and in-transit. Among refugees and migrants in-destination – who can access medium-term treatments, and therefore do not have as many unmet needs for these health services – the main unmet needs are for general care and specialized services. For populations in-transit, however, their main needs relate to access to regular vaccination schemes for children under the age of 5, access to sexual and reproductive healthcare, and psychosocial support. While access to health services is considered universal and free in Ecuador, access to health services in border areas for the in-transit population is limited and scarce. This is due to long waiting times for appointments in the public health

system, as well as an absence of health centers along main transit routes.

For both populations in destination and in transit, the main health needs for refugee and migrant children are related to the lack of access to regular vaccination schemes. According to the JNA 2023, 15 per cent of children between 0 to 4 years old had not received any vaccines, while 8.2 per cent had received some, and 1.5 per cent did not know if the relevant vaccines had been administered to children in their households. The JNA results thereby revealed that a significant number of infants and children in Ecuador do not receive the minimum recommended vaccinations established by the WHO.⁶⁹⁶

HUMANITARIAN TRANSPORTATION



	PEOPLE IN NEED		GENDER DISTRIBUTION			
	78.8 K	16.6%	29.3%	34.7%	20.4%	15.6%
CURRENTLY IN-DESTINATION						
VENEZUELAN IN-TRANSIT	46.9%	29.0%	26.4%	23.6%	21.0%	
OTHERS IN-TRANSIT	46.9%	29.0%	26.4%	23.6%	21.0%	
AFFECTED HOST COMMUNITIES	N/A	N/A	N/A	N/A	N/A	N/A

The need for humanitarian transportation is pressing for both recently arrived refugees and migrants from Venezuela, and those who have been in the country for over a year. The newly arrived population continues to face challenges⁶⁹⁷ while entering and transiting through Ecuador, primarily due to their limited economic resources and lack of documentation to meet the requirements instituted by local authorities and transport terminals to use regular, point-to-point transportation.⁶⁹⁸ Refugees and migrants often resort to walking long distances under adverse weather

conditions or using other unsafe transportation alternatives that increase health risks, exposure to discrimination, GBV and human trafficking,⁶⁹⁹ which particularly affect children, women, the elderly, and people with disabilities. Additionally, a significant proportion of households or travel groups include separated children, a phenomenon likely influenced by recent internal population movements, transit/return processes, and family reunification, underscoring the need for safe transportation options.

[696] Including meningitis, tuberculosis, hepatitis B, poliomyelitis, diphtheria, influenza, pentavalent (DPT+HB+Hib) and yellow fever, among others.

[697] According to IOM's DTM, 31% of recently arrived refugees and migrants (residing for less than 1 year in Ecuador) indicated having incurred challenges during their journeys (for example: lack of money, insecurity, detentions) and 76% had no economic resources during their transit. IOM, Flow Monitoring of the Venezuelan Population in Ecuador – Round 16 (April 2023) <https://dtm.iom.int/ecuador>

[698] Local transportation protocols require passengers to provide a valid identification document to inter-province transport providers before issuing a ticket.

[699] R4V Protection Sector, Riesgos e Impactos de la doble afectación y el crimen organizado sobre las personas refugiadas y migrantes de Venezuela (February 2023), <https://www.r4v.info/es/riesgos-doble-afectacion>. The report shows that refugees and migrants in irregular conditions, especially woman and UASC, are at extremely high risk of being subjected to human trafficking by criminal organizations, which target their victims through fraud or extortion.

This situation is particularly concerning given the projection of ongoing arrivals to Ecuador in 2023 and for 2024: for example, 26 per cent of households surveyed during the JNA in 2023 expected the arrival or transit of relatives through Ecuador in the coming three months, all of whom will likely encounter similar obstacles and risks.

In contrast, refugees and migrants who have been in the country for over a year rely more on local transportation to access services, assistance and carry out income-generating activities, whether within their urban area

or by traveling between cities. Insufficient financial resources for local transportation contribute to lower school attendance among children,⁷⁰⁰ and health complications for those who cannot access care.⁷⁰¹ Furthermore, in the JNA 2023, 2 per cent of surveyed households said that they intended to move to different cities within Ecuador due to economic limitations, lack of job opportunities, or safety issues. This segment of the refugee and migrant population will require support with internal transportation to relocate within the country to areas considered safer by refugees and migrants that have greater local integration prospects.

INTEGRATION



	PEOPLE IN NEED		♂	♀	♂	♀
	370.0 K	77.9%	29.3%	34.7%	20.4%	15.6%
CURRENTLY IN-DESTINATION						
VENEZUELAN IN-TRANSIT	N/A	N/A	N/A	N/A	N/A	N/A
OTHERS IN-TRANSIT	N/A	N/A	N/A	N/A	N/A	N/A
AFFECTED HOST COMMUNITIES	63.1%	30.9%	34.3%	18.1%	16.7%	

Available studies⁷⁰² indicate that refugees and migrants could contribute up to 1 per cent of the GDP in Ecuador, as a positive impact on the national economy. However, the various unmet needs and challenges identified herein to their socioeconomic integration and inclusion currently prevent this potential from being realized.

According to the JNA 2023, 24 per cent of the surveyed and economically active population is unemployed. Out of the 76 per cent of refugees and migrants with some sort of employment, 96 per cent work in the informal sector and only 4 per cent have formal employment contracts. According to a study from late 2022,⁷⁰³ 46 per cent of Venezuelan refugees and migrants in

Ecuador have university or other diplomas, indicating that many are highly skilled and well-equipped to enter the formal labor market. Despite the ongoing Registry and Regularization processes⁷⁰⁴, at the time of the JNA, 46 per cent of respondents had not yet accessed these procedures, due to difficulties with the process, lack of knowledge or interest, fear, or other causes. It is important to note, however, that the JNA was conducted when the third phase of the registration process was initiating; this phase targets Venezuelans who entered the country irregularly (which amounts to a substantial number of people) and an increase in access is therefore expected later in 2023. Meanwhile, for those Venezuelans who remain in an irregular

[700] According to the JNA 2023, the lack of economic resources is the main reason for the removal of children from school, reported by 28% of cases.

[701] Not being able to afford transportation is the third main obstacle for access to health services, as reported in the JNA 2023

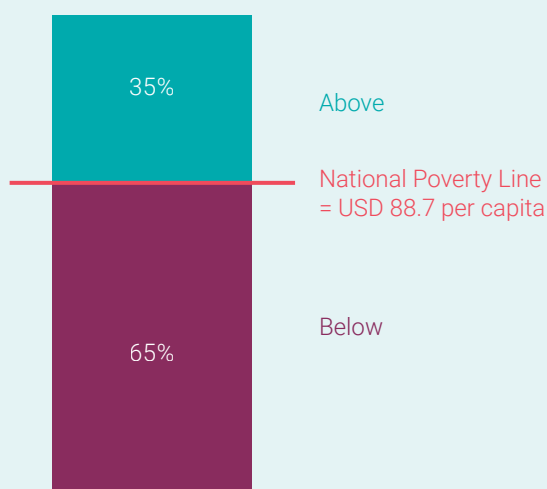
[702] For example, Venezuelan-Peruvian Business Chamber and Konrad-Adenauer-Stiftung Foundation in Economic Impact of Venezuelan Migration in Peru (September 2022) <https://www.r4v.info/sites/default/files/2022-11/Estudio%20de%20Impacto%20Fiscal%20de%20la%20Migracio%CC%81n%20venezolana%20en%20Ecuador%20VF.pdf>, and IMF, Regional Spillovers from the Venezuelan Crisis: Migration Flows and Their Impact on Latin America and the Caribbean (December 2022) <https://www.imf.org/en/Publications/Departmental-Papers-Policy-Papers/Issues/2022/12/01/Regional-Spillovers-from-the-Venezuelan-Crisis-Migration-Flows-and-Their-Impact-on-Latin-525729>

[703] *Ibid.*

[704] For more information on the Registration and Regularization Process in Ecuador: <https://estoyaqui.ec>

situation, their lack of regular status prevents their hiring through formal employment. The lack of access to formal employment disproportionately affects women: according to an R4V partner's assessment, only 76 per cent of refugee and migrant women from Venezuela work in Ecuador (either employed or self-employed) compared to 84 per cent of men.⁷⁰⁵ Meanwhile, only 70 per cent of people who identify as gender non-binary have jobs.⁷⁰⁶

PERCENTAGE OF VENEZUELAN ABOVE AND BELOW THE NATIONAL POVERTY LINE IN ECUADOR



Source: Joint Needs Assessment (JNA) Ecuador 2023 (publication forthcoming).

Based on the JNA findings, the average monthly income per capita of refugees and migrants is USD 83.5, which is below the national poverty line of USD 88.7. Out of the households surveyed, 65 per cent are therefore in a situation of poverty.⁷⁰⁷ Venezuelans are also affected by discrimination, with 94 per cent of surveyed family groups attributing discriminatory and/or xenophobic incidents to their Venezuelan nationality. They also experience employment discrimination and labour exploitation: for example, 19 per cent of Venezuelan workers did not receive the compensation initially agreed for their work (19 per cent of female workers, 18 per cent of male workers, and 18 per cent of non-binary workers).⁷⁰⁸

In terms of financial inclusion, a study from late 2022⁷⁰⁹ found that 71 per cent of Venezuelans in Ecuador had a savings account, 67 per cent had a checking account, 65 per cent had a debit card, 55 per cent had credit cards, 11 per cent had a personal loan and only 5.5 per cent had no financial products. Out of those without access to any financial services, 79 per cent attributed this to a lack of necessary documents to open a bank account. Regarding the reasons for not having any financial services, 5.3 per cent reported that they were denied access to them.

Finally, regarding discrimination, 39 per cent of surveyed households have members who have experienced discrimination in the last three months, particularly discrimination on the basis of their Venezuelan nationality. It is worth highlighting that discrimination particularly affects households with children.

[705] IOM, DTM/Rapid Assessment Report, (April 2023) https://ecuador.iom.int/sites/g/files/tmzbdl776/files/rar_dtm16_oim_ecu_final.pdf

[706] *Ibid.*

[707] R4V Ecuador (GTRM), JNA 2023

[708] *Ibid.*

[709] Venezuelan-Peruvian Business Chamber and the Konrad-Adenauer-Stiftung Foundation, Study: Economic Impact of Venezuelan Migration in Peru (September 2022) <https://www.r4v.info/sites/default/files/2022-11/Estudio%20de%20Impacto%20Fiscal%20de%20la%20Migracio%CC%81n%20venezolana%20en%20Ecuador%20VF.pdf>

NUTRITION



	PEOPLE IN NEED		♂	♀	♂	♀
	42.4 K	8.9%	N/A	45.9%	28.5%	25.6%
CURRENTLY IN-DESTINATION						
VENEZUELAN IN-TRANSIT		8.0%	N/A	47.5%	27.7%	24.8%
OTHERS IN-TRANSIT		8.0%	N/A	47.5%	27.7%	24.8%
AFFECTED HOST COMMUNITIES		6.7%	N/A	47.2%	27.8%	25.0%

There is incomplete data on the nutrition situation of refugees and migrants in Ecuador, including limited data on key indicators such as the prevalence of acute malnutrition in children under the age of 5, exclusive breastfeeding for infants under 6 months and the assessment of micronutrient deficiencies in children and pregnant women. The absence of significant data related to nutrition makes it difficult to identify the specific needs of the Venezuelan population.

Nevertheless, data related to some key nutrition indicators in Ecuador note, for example, the percentage of exclusively breastfed children under 6 months of age: according to the JNA 2023, only 59 per cent of refugee and migrant children under 6 months are exclusively breastfed, while 33 per cent are fed a mix of breastmilk and breastmilk substitutes. Also, according to the JNA 2023, 26 per cent of medical attention required by the refugee and migrant population in Ecuador is related to prenatal care. Among the households surveyed by the JNA, 22 per cent include lactating women, 0.5 per cent lactating girls, 5 per cent pregnant women, and 0.5 per cent pregnant girls. The significant prevalence of pregnant and lactating women and girls within Venezuelan households in Ecuador highlights the need

for nutritional support among the refugee and migrant population. This includes access to micronutrient supplementation, nutritional support and breastfeeding counseling.

Understanding the challenges faced by refugees and migrants in accessing crucial health and nutrition services can shed light on the nutritional needs of the population, especially children and pregnant and lactating women, who are priority groups for nutrition interventions. For instance, the low vaccination coverage for refugee and migrant children under 5 years of age in Ecuador could be considered an indicator for unmet nutrition needs, as vaccination coverage is a component of the key strategies to prevent childhood stunting.⁷¹⁰ According to the JNA, only 75 per cent of children under 5 years old have received routine vaccinations, which is below the ideal threshold of 90 per cent vaccination coverage established by the WHO.⁷¹¹ Vaccination is also part of the prioritized package of health services for the prevention of childhood malnutrition, and limited vaccination coverage indicates that refugees and migrants face challenges to benefit from nationwide nutrition strategies.

[710] *Secretaría Técnica Ecuador Crece Sin Desnutrición, Plan Estratégico Intersectorial para la Prevención y Reducción de la Desnutrición Crónica Infantil*

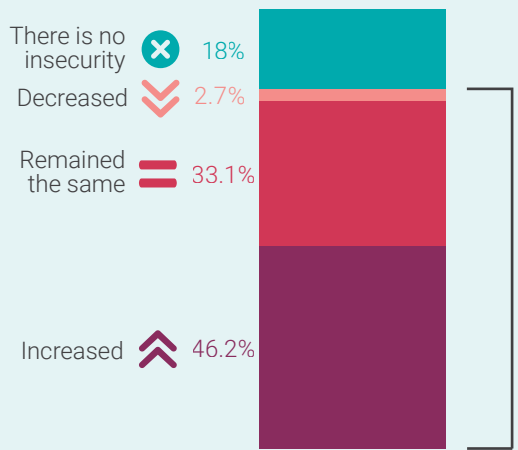
[711] *World Health Organization, The Immunization Agenda 2030: A Global Strategy to Leave No One Behind (IA2030), Geneva (2020).*

PROTECTION

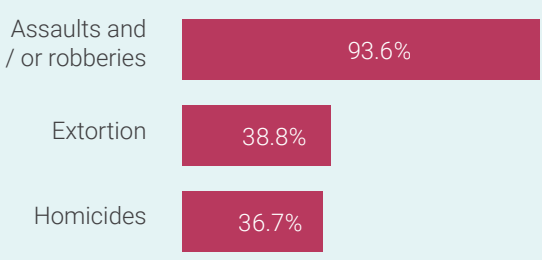


	PEOPLE IN NEED		♂	♀	♂	♀
	364.0 K	76.6%	29.3%	34.7%	20.4%	15.6%
CURRENTLY IN-DESTINATION						
VENEZUELAN IN-TRANSIT	75.3%	29.0%	26.4%	23.6%	21.0%	
OTHERS IN-TRANSIT	75.3%	29.0%	26.4%	23.6%	21.0%	
AFFECTED HOST COMMUNITIES	49.8%	30.9%	34.3%	18.1%	16.7%	

PERCEPTION OF INSECURITY IN THE NEIGHBORHOOD/COMMUNITY BY VENEZUELAN IN THE LAST 12 MONTHS IN ECUADOR



MOST FREQUENT INSECURITY INCIDENTS*:



*The above percentages represent the proportion of surveyed Venezuelans who identified the listed incidents among the top 3 most frequent, out of those who reported a perception of insecurity in their neighborhood/community.

Source: Joint Needs Assessment (JNA) Ecuador 2023 (publication forthcoming).

The JNA 2023 reveals a series of protection challenges for refugees and migrants in Ecuador, concerning legal status, access to documents, negative coping mechanisms, discrimination, and insecurity.

Despite the government's efforts to implement regularization initiatives since 2019, including the ongoing VIRTE procedure since 2022^[712], one of the main protection needs identified by refugees

and migrants in Ecuador continues to be access to regularization. According to the JNA, 76 per cent of surveyed households report not having a valid form of residency or having an expired one; the number of households with a valid visa has steadily declined over the past three years, from 35 per cent in 2021, to 25 per cent in 2022, to 22 per cent in 2023.^[713] According to R4V partners' observations, this suggests that there is a population that has either lost their regular status

[712] The ongoing Registration and Regularization process began on 1 September 2023. As of 11 August, there were 252,611 people who had registered online; 196,344 people with a "residence record" ("registro de permanencia"); 61,243 people with a VIRTE Visa; and 53,130 people with an ID card.

[713] The JNA 2023 was conducted when the third phase of the registration process was initiating, which targets Venezuelans who entered the country irregularly. Although the JNA 2023 included a question about the type of visa held by members of the family group, it did not address whether the person had obtained a certificate of residency from the Registration and Regularization Process. The R4V Platform in Ecuador expects to have information on the number of Venezuelans who have accessed a VIRTE Visa by the first quarter of 2024.

in the last two years, due to visa expiration, and/or that during this time, some who held a regular status left the country, while a sizable number of Venezuelans entered through irregular crossings and subsequently remained in an irregular situation. Meanwhile, under the ongoing regularization process, over 196K Venezuelans so far have obtained a “temporary residence record”, which allows them to temporarily regularize their stay in the country and, if they meet all the requirements, subsequently access the VIRTE Visa.⁷¹⁴

The lack of regular status limits refugees and migrants in exercising their rights and in accessing essential services, and further increases the vulnerabilities of groups such as unaccompanied and separated children (UASC). The lack of regular status also limits job opportunities and local integration prospects: 87 per cent of surveyed individuals stated that they had to resort to coping strategies such as borrowing money from friends and family (62 per cent) or not paying rent

for several months (25 per cent), which puts them in danger of eviction and other protection risks.

A concerning decrease in the overall security situation in Ecuador was observed, as reflected both in public perceptions and in the rates of certain violent crimes. Ecuador currently has the highest public perception of insecurity in the region,⁷¹⁵ with a growth in criminality affecting host communities and refugees and migrants. Nearly half of the households surveyed in the JNA 2023 had the perception that insecurity had increased in their neighborhoods in the last 12 months. This perception is underscored by data on violent crime: for example, the homicide rate in Ecuador has risen sharply since 2020,⁷¹⁶ reaching 25.9 per 100,000 people by the end of 2022,⁷¹⁷ and although it remained lower than several other Latin American and Caribbean countries,⁷¹⁸ its sudden growth has been more visible in a country that previously lacked these levels of violence.

CHILD PROTECTION



	PEOPLE IN NEED		GENDER			
	Male	Female	Male	Female	Male	Female
CURRENTLY IN-DESTINATION	177.2 K	37.3%	14.5%	17.1%	38.7%	29.7%
VENEZUELAN IN-TRANSIT	35.5%		16.6%	15.1%	36.1%	32.2%
OTHERS IN-TRANSIT	35.5%		16.6%	15.1%	36.1%	32.2%
AFFECTED HOST COMMUNITIES	25.1%		13.0%	14.4%	37.8%	34.8%

According to the JNA 2023⁷¹⁹ 84 per cent of Venezuelan households in Ecuador consist of families with children. Among these, 32 per cent are children between the ages of 0 to 5, 43 per cent between ages 5 - 11, and 25 per cent between ages 12 - 17. In addition, 1.4 per cent

of households include pregnant or lactating girls, with child pregnancy a result of early sexual unions and child marriage, including in relationships that may involve coercion or an imbalance of power between adult men and girls.

[714] Ibid.

[715] CID GALLUP Public Opinion Survey, 2023, https://www.cidgallup.com/uploads/publication/publication_files/publication_1677889138000.pdf

[716] According to data from the National Police and National Institute of Statistics and Censuses (INEC) in Ecuador, homicides grew by +180% between 2020 and 2021, as analyzed and reprinted in International Crisis Group, Ecuador’s High Tide of Drug Violence (4 November 2022), <https://www.crisisgroup.org/latin-america-caribbean/andes/ecuador/ecuadors-high-tide-drug-violence>.

[717] Peter Appleby, Chris Dalby, Sean Doherty, Scott Mistler-Ferguson, and Henry Shuldiner, InSight Crime’s 2022 Homicide Round-Up (8 February 2023), <https://insightcrime.org/news/insight-crime-2022-homicide-round-up/>.

[718] For example, Jamaica, Venezuela, Trinidad and Tobago, Honduras and Colombia, among other countries, all had higher homicide rates than Ecuador in 2022. Ibid.

[719] R4V Ecuador (GTRM), JNA 2023

Unmet protection needs of refugee and migrant children in Ecuador remain at alarming levels, with insecurity and discrimination exposing them to violence, and jeopardizing their rights to safety and dignity. Based on findings from the JNA, children in 20 per cent of households have suffered from domestic violence, and more than 40 per cent of adolescents are afraid to go to school due to risks of robbery and kidnapping. In addition, among JNA respondents whose children attend school, 17 per cent fear that their children could be at risk of kidnapping on their way to and from school, 16 per cent at risk of exposure to drugs, 8 per cent at risk of recruitment by criminal gangs, and 7 per cent at risk of physical violence. Regarding fear of child recruitment by criminal gangs, this poses concerns not only in terms of being a severe violation of children's rights, but also because it is associated with other risks, such as human trafficking and being instrumentalized and/or involved in criminal activities.⁷²⁰ Additionally, some 84 per cent of those households that report having experienced discrimination (39 per cent of households) include children (830 households with 1,716 children) which affects their access to various rights and services, such as health and education.

Separated and unaccompanied children (UASC) lack physical, emotional and legal protection from parents

or legal guardians, and as a result, require specialized child protection interventions, including to establish custody and living arrangements, and reduce risks of exploitation and abuse. UASC also face greater risks of being exposed to contexts of violence, mental health conditions, physical injuries, GBV and/or forced recruitment by armed groups. Remarkably, 18 per cent of refugee and migrant households in Ecuador have at least one child who is not accompanied by their parent or legal guardian. Compared to 2022, this represents an increase of 16 percentage points. This increase does not necessarily imply an aggravation in the situation of UASC in Ecuador in 2023, but accounts for increased reporting of such incidents following the implementation of a new Special Procedure for the regularization of non-national children,⁷²¹ a process initiated in 2023 that has helped to increase identification of UASC with child protection needs. The growth in UASC in Ecuador could also be related to departures of their parents and caregivers among increased onward movements from the country observed in 2023. Irrespective of the causes, this finding highlights the unmet needs of children and their caregivers for information about how to access special protection mechanisms and programs that allow them to live in protective family environments and prevent family separation.



© UNHCR - Jaime Gimenez

[720] *Ibid.*

[721] The "Procedure for Immigration Regularization of Unaccompanied Girls, Boys and Adolescents separated from their family environment" implemented by the Government of Ecuador has strengthened the protection of children's rights, in addition to facilitating the regularization of unaccompanied children. As of 15 July 2023, 602 potential cases of UASC have been identified and 128 VIRTE visas have been issued. Ministerio de Inclusión Económica y Social (MIES), Registro de No acompañados/separados MIES, 2023 <https://www.inclusion.gob.ec/mies-presenta-normativa-para-atencion-integral-y-regularizacion-de-ninas-ninos-y-adolescentes-en-situacion-de-movilidad-humana/>; Acuerdos. MIES-2022-046 Apruébese y expídese el "Procedimiento para la regularización migratoria de niñas, niños y adolescentes no acompañados y separados de su medio familiar a través de la emisión de la visa de residencia temporal de excepción - VIRTE", anexos y su respectivo instructivo - 29 de Noviembre de 2022 - Registro Oficial - Legislación - VLEX 915660135

GENDER-BASED VIOLENCE



	PEOPLE IN NEED		♂	♀	♂	♀
	CURRENTLY IN-DESTINATION	112.4 K 23.7%	4.4%	81.0%	7.8%	6.8%
VENEZUELAN IN-TRANSIT		19.1%	5.5%	72.0%	11.2%	11.3%
OTHERS IN-TRANSIT		19.1%	5.5%	72.0%	11.2%	11.3%
AFFECTED HOST COMMUNITIES		24.8%	4.5%	82.1%	6.6%	6.8%

Sixty-five per cent of Ecuadorian women have experienced some form of gender-based violence (GBV) in their lifetimes, including psychological, physical, sexual, and economic violence.⁷²² As of end-April 2023, there have been 122 violent deaths of women for reasons of their gender in Ecuador.⁷²³ Alarming, in Ecuador, a woman loses her life every 23 hours due to gender-based violence.⁷²⁴

According to multiple studies, the prevalence of GBV is even greater among Venezuelan refugees and migrants,^{725, 726} with 72 per cent of Venezuelan women having faced some form of GBV in Ecuador.⁷²⁷ Among Venezuelan women in-transit, 42 per cent reported having experienced incidents of sexual violence during their transit, 30 per cent experienced psychological violence, 8 per cent faced physical violence from an intimate partner, and 5 per cent faced incidents of economic or property violence.⁷²⁸ Regarding the types of violence experienced by refugee and migrant women once in destination, 34 per cent suffered psychological

violence, 17 per cent reported socioeconomic violence, and 16 per cent sexual or physical violence in Ecuador.⁷²⁹

According to the JNA findings, refugee and migrant women face worse labour and income conditions than men, with 31 per cent of women being unemployed, and of those employed 96 per cent are engaged in informal employment. Among them, 19 per cent of women and 18 per cent of those who identify as gender non-binary reported not receiving the agreed salary from their employers. The additional challenge of balancing family care responsibilities – which disproportionately fall on women and girls within households – and holding full-time jobs forces many to resort to precarious ways to generate an income, including transactional sex, working in exchange for food, and accepting precarious working conditions. Transgender women often encounter additional livelihoods challenges, as discrimination prevents them from entering multiple industries, leaving lower-paying and at times dangerous and demeaning work –

[722] Fundación ALDEA, *En 2023 siguen en aumento los feminicidios en Ecuador: 122 las muertes violentas de mujeres y niñas (May 2023)*, <http://www.fundacionaldea.org/noticias-aldea/mapa2023femic1>

[723] *Ibid.*

[724] *Ibid.*

[725] Plan Internacional, Consorcio de Organizaciones Privadas de Promoción al Desarrollo de la Micro y Pequeña Empresa, y Fundación Terranueva, *Estudio sobre violencia basada en género hacia las mujeres venezolanas migrantes y/o refugiadas en los países receptores de Perú y Ecuador (August 2021)*, https://plan-internacional.org/uploads/sites/56/2022/05/Estudio_VBG_Peru_-_Ecuador-1.pdf

[726] UNHCR and HIAS, *Nuestro derecho a la seguridad: Capítulo Ecuador (March 2023)*, <https://data.unhcr.org/en/documents/details/99689>

[727] *Ibid.* Plan Internacional, 2021.

[728] UNHCR and HIAS, *Nuestro derecho a la seguridad: Capítulo Ecuador (March 2023)*, <https://data.unhcr.org/en/documents/details/99689>

[729] Plan Internacional, Consorcio de Organizaciones Privadas de Promoción al Desarrollo de la Micro y Pequeña Empresa, y Fundación Terranueva, *Estudio sobre violencia basada en género hacia las mujeres venezolanas migrantes y/o refugiadas en los países receptores de Perú y Ecuador (August 2021)*, https://plan-internacional.org/uploads/sites/56/2022/05/Estudio_VBG_Peru_-_Ecuador-1.pdf

including the exchange and sale of sex, street vending, and hairdressing and beauty services – as some of the only income-generating options accessible to them.⁷³⁰ Patrimonial and income violence is another form of gender-based violence that refugee and migrant women face in their day-to-day lives, and for which they need information on identifying these types of violence, as well as case-by-case accompaniment and access to conditions of decent and fair employment.

Survivors of GBV have specific health needs which, if left unmet, can worsen the physical, mental and emotional harm they experience, particularly for

women, girls and LGBTQI+ people. For example, survivors of sexual violence require timely access to medical care to prevent unwanted pregnancies and sexually transmitted infections (STIs) such as HIV. GBV survivors require support and comprehensive case management that includes access to mental health services, as well as sexual and reproductive health.

HUMAN TRAFFICKING & SMUGGLING



	PEOPLE IN NEED		♂	♀	♂	♀
	10.9 K	2.3%	29.3%	34.7%	20.4%	15.6%
CURRENTLY IN-DESTINATION						
VENEZUELAN IN-TRANSIT		13.2%	29.0%	26.4%	23.6%	21.0%
OTHERS IN-TRANSIT		13.2%	29.0%	26.4%	23.6%	21.0%
AFFECTED HOST COMMUNITIES		2.3%	30.8%	34.3%	18.2%	16.7%

Human trafficking and smuggling are complex and frequently inter-related crimes, with governments' strict entry requirements and limited regular pathways for human mobility often fueling the criminal groups responsible for both crimes, although only human trafficking constitutes a fundamental violation of the human rights of refugee and migrant victims. According to a Trafficking in Persons (TIP) Report,⁷³¹ in 2022, authorities identified 225 victims of human trafficking in Ecuador. Out of these, 220 were related to sex trafficking and 5 were labour trafficking victims (137 women, 53 men, 33 girls and 2 boys).

R4V partners provided direct assistance to 219 victims or persons at risk of trafficking in 2022,⁷³² among them 108 women, 11 men, 61 girls and 39 boys. According to an R4V partner's report, 8 per cent of Venezuelan

women surveyed in Ecuador indicate that they were victims of human trafficking at some point during their transit from Venezuela, either for the purpose of sexual exploitation, forced labour or begging, or were in danger of being victims.⁷³³ In addition, according to the JNA findings, 18 per cent of households reported having paid for (or exchanged goods or favors for) the services of a guide or accompaniment during their journeys to reach Ecuador.

Trafficking for the purpose of sexual exploitation continues to be prevalent in the coastal provinces of El Oro, Guayas, Manabí, Los Ríos and the border provinces of Carchi, Esmeraldas, Sucumbios and Loja, with women, children, indigenous and Afro-Ecuadorian people, LGBTQI+ persons, and refugees and migrants from Venezuela and Colombia being especially

[730] Ibid, page 7.
 [731] U.S. Department of State, Trafficking in Persons Report 2023, <https://www.state.gov/reports/2023-trafficking-in-persons-report/ecuador/>
 [732] R4V Ecuador (GTRM), <https://www.r4v.info/es/ecuador>
 [733] UNHCR and HIAS, Nuestro derecho a la seguridad: Capítulo Ecuador (March 2023), <https://data.unhcr.org/en/documents/details/99689>

vulnerable.⁷³⁴ Traffickers are increasingly using social networks to recruit and exploit victims for sex and labour trafficking.⁷³⁵

Victims of trafficking have many unmet needs related to integral services for their recovery, such as temporary housing and legal protection or access to justice: there are only 3 shelters for women and girls who are victims of sexual exploitation, one of which is only for victims under witness protection through the National System of Protection and Assistance to Victims and Witnesses (SPAVT), and there are no shelter or protection services for victims of other types of exploitation. Victims of human trafficking need access to better sources of information and support to report their cases and access a comprehensive legal process.

The increased presence of organized criminal groups and gangs – particularly in border areas and along the coast – has deteriorated the security context in the country, negatively impacting both host communities and refugees and migrants, and contributing to trafficking risks. In border areas, smuggling networks

function as "travel operators" to facilitate refugees' and migrants' entry or departure from the country, at the same time that they are engaged in the smuggling of gas, fuel, and weapons, among other activities.⁷³⁶ According to the JNA, 46 per cent of households perceived that insecurity had increased in their neighborhoods since last year. The three most frequently cited security problems were assaults and/or robberies (44 per cent), extortion (18 per cent) and homicides (17 per cent). Criminal gangs and networks engaged in trafficking and smuggling commit these crimes as well, and target vulnerable refugees and migrants as potential victims. National media reports a growing number of adolescents who are being recruited to join criminal groups engaged in drug sales and robberies, among other crimes.⁷³⁷ The inability to meet basic needs due to high costs and households' difficult economic situations, and the risks related to unemployment place refugees and migrants in search of opportunities in neighboring countries at greater risk of these forms of trafficking and exploitation.



© IOM - Gema Cortés

[734] U.S. Department of State, 2023, *Trafficking in Persons Report 2023*, <https://www.state.gov/reports/2023-trafficking-in-persons-report/ecuador/>

[735] *Ibid.*

[736] Ecuador En Directo, *Tráfico de personas y contrabando en las fronteras de Ecuador y Perú* (18 May 2022), <https://ecuadorendirecto.com/2022/05/18/trafico-de-personas-y-contrabando-en-las-fronteras-de-ecuador-y-peru/>

[737] Infobae, *Abandono estatal, ciclos de violencia y pocas oportunidades: los niños ecuatorianos reclutados por las bandas criminales* (19 March 2023), <https://www.infobae.com/americas/america-latina/2023/03/19/abandono-estatal-ciclos-de-violencia-y-pocas-oportunidades-los-ninos-ecuatorianos-reclutados-por-las-bandas-criminales/>

SHELTER



	PEOPLE IN NEED		♂	♀	♂	♀
	234.4 K	49.4%	29.3%	34.7%	20.4%	15.6%
CURRENTLY IN-DESTINATION						
VENEZUELAN IN-TRANSIT		56.6%	29.0%	26.4%	23.6%	21.0%
OTHERS IN-TRANSIT		56.6%	29.0%	26.4%	23.6%	21.0%
AFFECTED HOST COMMUNITIES		14.1%	30.9%	34.3%	18.1%	16.7%

According to the JNA 2023, among refugees and migrants residing in Ecuador, decent and adequate shelter is the second highest priority need identified by interviewed households. Overall, 91 per cent of surveyed households live in rented properties. The high costs of housing are of particular concern, given that the average income of one to four-members household is 250.60 USD and the average cost of rent is 130.91 USD, more than half of the monthly household income.⁷³⁸ According to an R4V partner's report⁷³⁹, 23 per cent of refugees and migrants who rent their accommodation are behind in their rental payments.

Among the Venezuelan population in-transit, according to an R4V partner's monitoring survey,⁷⁴⁰ 24 per cent of refugees and migrants rank finding a place to sleep as the third main challenge they face, after income needs, food and water. On the other hand, there is insufficient capacity to meet the demand of those requiring temporary accommodation. Venezuelans in transit and those newly arrived at main border crossings report the need for collective and temporary shelter solutions, which are vital to ensure their physical integrity and overall protection, especially for vulnerable individuals and family groups.⁷⁴¹

Inadequate shelter conditions are also a concern. According to the JNA, 58 per cent of households do not consider their homes to be in adequate conditions. Out of these, the main reasons mentioned include substandard facilities such as deteriorated walls, floors, windows and doors (69 per cent), lack of household items (22 per cent), lack of security (19 per cent), lack of essential services such as water, electricity, bathrooms etc (15 per cent), and proximity to natural hazards (10 per cent). Moreover, 45 per cent of surveyed households say they live in overcrowded conditions, while 24 per cent share their rented housing with other families.

The JNA also found that the most common concerns regarding security of rental tenure of refugees and migrants in Ecuador related to their lack of ability to pay rent (49 per cent), followed by abuses by landlords (20 per cent). Another 19 per cent of surveyed households reported general insecurity, unsanitary conditions, rodents and pests, and structural problems in their accommodation.⁷⁴² In addition, 15 per cent reported a risk of natural hazards (landslides, floods, etc) where they live, 11 per cent noted problems living with other residents, and another 11 per cent noted concerns related to xenophobia and discrimination.

[738] R4V Ecuador (GTRM), JNA 2023.

[739] IOM, DTM, Flow Monitoring of Venezuelan Population in Ecuador, round 15 (November-December 2022), <https://ecuador.iom.int/es/dtm-ronda-15>

[740] *Ibid.*

[741] *In-transit populations rely mainly on collective shelters and free or subsidised hotel rooms provided by different actors (including R4V partners and host communities) throughout their transit.*

[742] *The JNA shows that more families have had to relocate multiple times, as they face barriers to access affordable and adequate housing, in turn impacting their access to health, education and other services, while reducing their overall well-being.*

WASH



	PEOPLE IN NEED		♂	♀	♂	♀
	245.1 K	51.6%	29.3%	34.7%	20.4%	15.6%
CURRENTLY IN-DESTINATION						
VENEZUELAN IN-TRANSIT		38.3%	29.0%	26.4%	23.6%	21.0%
OTHERS IN-TRANSIT		38.3%	29.0%	26.4%	23.6%	21.0%
AFFECTED HOST COMMUNITIES		32.2%	30.9%	34.3%	18.1%	16.7%

Refugees and migrants, both in-transit and in-destination in Ecuador, face significant challenges regularly accessing water, sanitation, and hygiene (WASH) services. These essential services are crucial for promoting health and well-being of these vulnerable populations.

In Ecuador, 21 per cent of the general population still lacks regular access to a public water network.⁷⁴³ These WASH service gaps are even more pronounced for residents of the Coastal (22 per cent) and Amazon (56 per cent) regions, compared to those in the Ecuadorian Andes (16 per cent).⁷⁴⁴ The JNA 2023 found that 22 per cent of surveyed Venezuelan households nationwide do not have regular access to water through a public network, which is slightly less than the overall population, and a slight decrease of 3 percentage points from 2022.⁷⁴⁵ Also consistent with geographic trends for the overall Ecuadorian population, Venezuelan households in the Andes region have a higher percentage of access to water through public networks, while those in coastal provinces like Manabí and El Oro have larger service gaps, of 47 per cent and 44 per cent, respectively.

Access to consistent piped water supply remains a challenge for many Venezuelan households. In 2023, water service interruptions rose to 38 per cent,⁷⁴⁶ a 7 per cent increase from the previous year.⁷⁴⁷ The primary

causes given for these interruptions are problems with the service providers, which doubled to 23 per cent in 2023. Meanwhile, the percentage of respondents reporting water service interruptions due to non-payment of utilities slightly decreased from 19 per cent in 2022 to 15 per cent in 2023. The average monthly household expenditure on water remains unchanged from the previous year, at USD 13.90/month.

In terms of sanitation and hygiene infrastructure, nine out of ten households in Ecuador (including host communities) report having regular access to sanitation and hygiene services.⁷⁴⁸ Meanwhile, the JNA 2023 reveals that 16 per cent of Venezuelan households lack access to handwashing facilities, while 17 per cent do not have exclusive toilets or showers. A quarter of Venezuelan households lack access to safe toilet and shower facilities, posing significant challenges to maintaining proper hygiene.

Finally, in relation to WASH services in schools and healthcare facilities, refugees and migrants persistently face hurdles in accessing these essential services, especially in peri-urban areas that have witnessed a significant increase in Venezuelan arrivals, largely owed to the high demand and strain on available WASH services in public infrastructures, as they try to meet the needs of growing populations.⁷⁴⁹

[743] INEC, Encuesta Nacional de Empleo, Desempleo y Subempleo (ENEMDU) Anual, 2022, <https://www.ecuadorenconfiras.gob.ec/enemdu-anual/>

[744] *Ibid.*

[745] R4V Ecuador (GTRM), JNA 2023

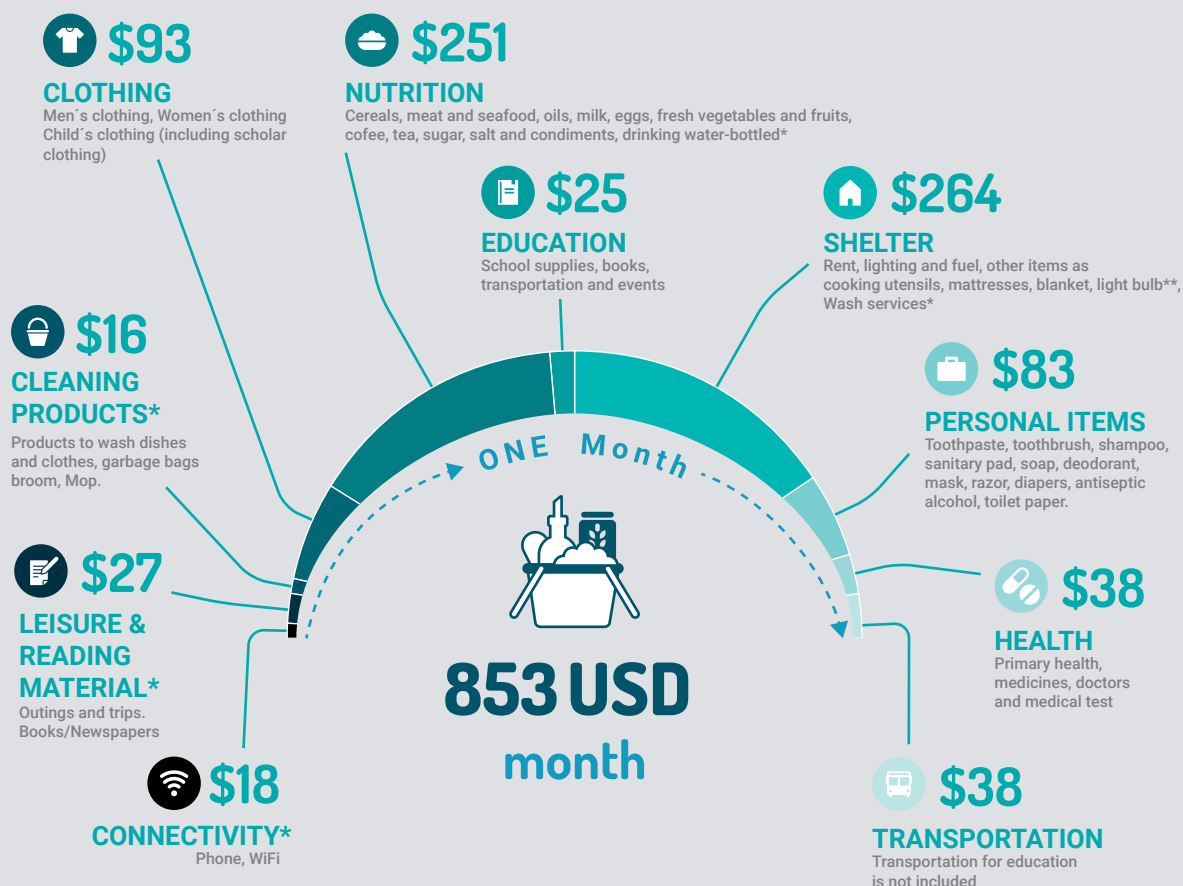
[746] Households surveyed by the JNA who report an interruption in water supply within the past 6 months.

[747] R4V Ecuador (GTRM), JNA 2022, <https://www.r4v.info/>

[748] INEC, Encuesta Nacional de Empleo, Desempleo y Subempleo (ENEMDU) Anual, 2019, <https://www.ecuadorenconfiras.gob.ec/enemdu-diciembre-2019/>

[749] These barriers are collected from an overview of WASH in schools that can be found in various publications of GTRM Ecuador partners, mainly UNICEF.

CASH AND VOUCHER ASSISTANCE (CVA)



* New Item prioritized from a rights-based perspective

** Calculation considering semiannual or annual purchases (Check details in the document)

According to the JNA 2023, the top four priority needs of refugees and migrants in Ecuador are food (82 per cent), shelter (67 per cent), employment/livelihoods (58 per cent) and healthcare (32 per cent). Compared to 2022, the needs in shelter, employment/livelihoods and healthcare have all grown in 2023, while there was a slight improvement related to access to food.⁷⁵⁰

The JNA also provides key information regarding the income-generating capacity of refugee and migrant households, who report an average monthly income of USD 250 for households with 1 to 4 members. With the minimum expenditure basket valued at USD 773.35⁷⁵¹ per month for Ecuadorians and USD 853 per month for refugee and migrant families,⁷⁵² the vast majority of refugee and migrant households remain unable to meet these basic expenditures for a dignified

[750] Comparing the JNA 2023 and the JNA 2022 results, shelter needs increased from 64% in 2022 to 67% in 2023; employment/livelihoods from 52% to 58%; and health care from 26% to 32%. Food security needs decreased from 83% in 2022 to 82% in 2023.

[751] INEC, Informe Ejecutivo de las Canastas Analíticas: Básica y Vital (June 2023), https://www.ecuadorencifras.gob.ec/documentos/web-inec/Inflacion/canastas/Canastas_2023/Junio/1_Informe_Ejecutivo_Canastas_Analiticas_jun_2023.pdf

[752] CVA Working Group / R4V Ecuador (GTRM), Understanding the basic minimum expenditure basket for refugees and migrants in Ecuador, 2022, <https://www.r4v.info/es/document/gtrm-ecuador-canasta-basica>

and healthy life, earning far below the national minimum wage (USD 450 per month).

Composition of the Minimum Expenditure Basket for Refugees and Migrants.⁷⁵³

As a result of insufficient funds to cover their most basic and pressing needs, refugee and migrant households often resort to coping mechanisms, many of which are linked to limited food consumption and poor nutritional outcomes. For example, 65 per cent of households surveyed in the JNA 2023 reported food insecurity (limited or no access to food), with an alarming 16 per cent of households that reportedly did not have access to any food, compared to 13 per cent in 2022.

Regarding shelter, over 90 per cent of households surveyed in the JNA rent their accommodations, with monthly rent costs ranging between USD 100 and USD 200 for 55 per cent of households. Meanwhile, 21 per cent of households reported that they have experienced problems related to their shelter, including a lack of funds to pay rent (in 49 per cent of cases).

Finally, refugees and migrants do not have access to the national social protection system in Ecuador, which is limited to Ecuadorian nationals. Specifically, refugees and migrants cannot benefit from the non-contributory scheme (the social safety net), including conditional and unconditional cash transfer programs implemented by the Ministry of Social and Economic Inclusion (MIES), due to Presidential Decree 2019-804.⁷⁵⁴ The inability to cover basic needs together with the limited ability to set aside income, leads to dependency on humanitarian assistance and challenges their socioeconomic integration in the country, in addition to heightening the risks of refugees and migrants recurring to negative coping strategies.



© UNHCR - Jaime Gimenez

[753] *Ibid.*

[754] Government of Ecuador, Regulation 804, Establishing the Operativity of a Programme of Monetary Transfers of the Comprehensive Social Protection System (2019), <https://www.gob.ec/regulaciones/804-establecese-operatividad-programa-transferencias-monetarias-sistema-proteccion-social-integral>



PERU

PERU AT A GLANCE

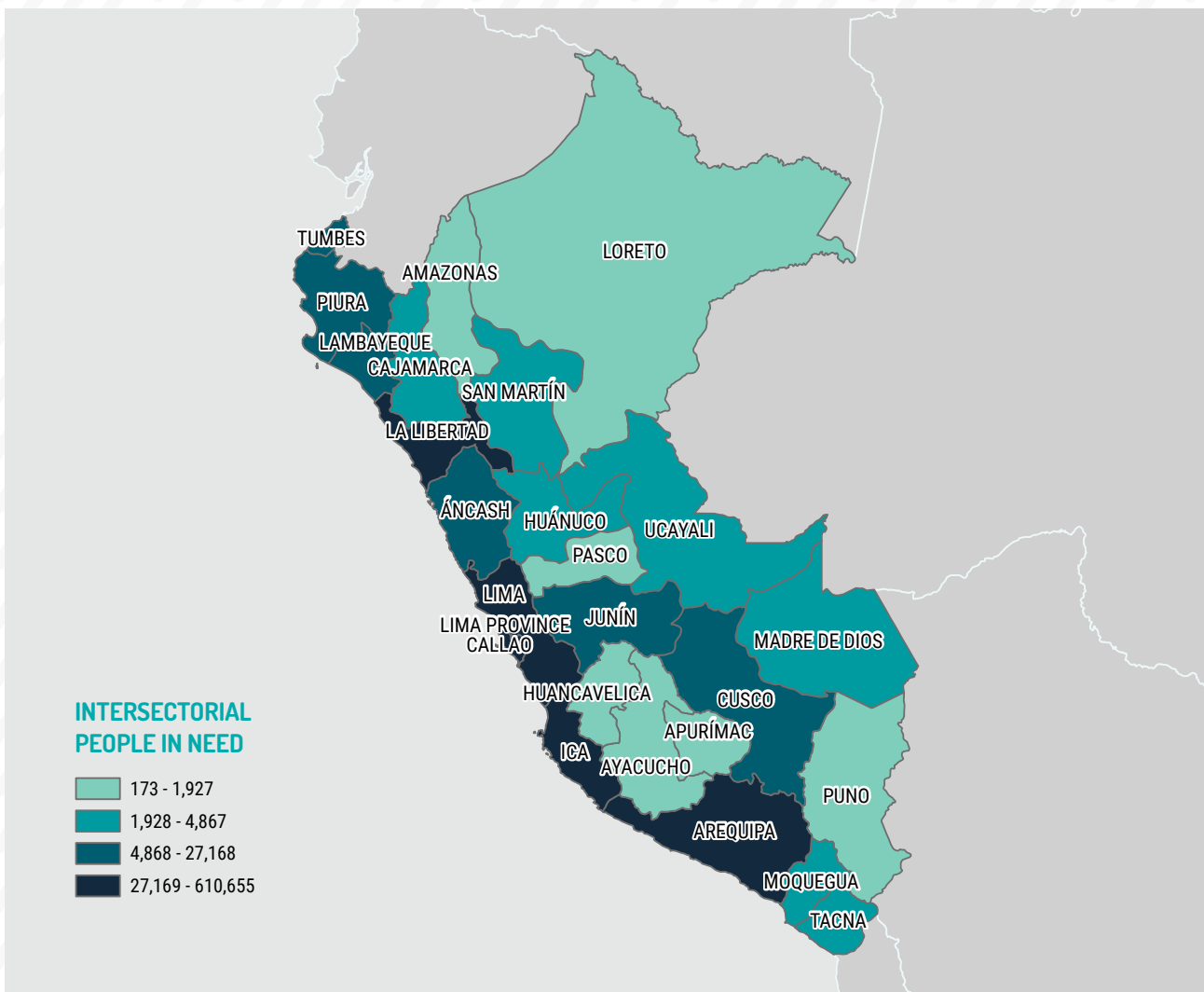
PEOPLE IN NEED (PIN)

CURRENTLY IN-DESTINATION **57.0%** **879.0 K**

94.0%
VENEZUELAN
IN-TRANSIT

94.0%
OTHERS
IN-TRANSIT

50.5%
AFFECTED HOST
COMMUNITIES



POPULATION IN NEED BY AGE AND GENDER

MEN **WOMEN** **BOYS** **GIRLS**



All percentages and absolute values used in maps, graphs and other infographics are, unless stated otherwise, based on the number of Venezuelan refugees and migrants in-destination, as reported in the August 2023 population update.

SECTOR	PEOPLE IN NEED (PIN)				
	IN-DESTINATION		IN TRANSIT		AFFECTED HOST COMMUNITIES
			VENEZUELANAS	OTHERS	
	57.0%	879.0 K	94.0%	94.0%	50.5%
	52.2%	804.6 K	N/A	N/A	4.2%
	57.0%	878.9 K	94.0%	94.0%	50.5%
	51.4%	792.6 K	10.0%	29.0%	27.2%
	10.2%	158.0 K	57.0%	57.0%	N/A
	48.4%	746.3 K	N/A	N/A	31.0%
	4.9%	75.0 K	4.9%	4.9%	4.8%
	54.9%	846.6 K	29.0%	29.0%	9.6%
	18.0%	277.6 K	11.0%	11.0%	7.8%
	31.4%	484.2 K	29.0%	29.0%	7.7%
	21.1%	325.4 K	29.0%	29.0%	19.9%
	36.1%	556.7 K	74.0%	74.0%	26.0%
	21.5%	331.5 K	94.0%	94.0%	19.0%

LEGEND



Intersector



Education



Food Security



Health

Humanitarian
Transportation

Integration



Nutrition



Protection



Child Protection

Gender-Based
Violence (GBV)Human Trafficking
& Smuggling

Shelter



WASH

COUNTRY OVERVIEW

Peru hosts the second largest population of refugees and migrants from Venezuela, with 1.54 million in August 2023. This number continues to grow, due to ongoing departures from Venezuela fleeing the protracted crisis there, as well as movements of refugees and migrants from other host countries in the region, given the comparatively better opportunities for integration in Peru. These trends continue despite the political and social instability experienced in Peru in early 2023, with country-wide protests resulting in violent clashes and roadblocks that affected human mobility. Additionally, a large-scale disaster caused by flooding and heavy rains affecting the northern regions,⁷⁵⁵ as well as a health emergency due to a record dengue outbreak,⁷⁵⁶ impacted refugees and migrants in vulnerable situations. The floods had significant negative effects on shelter, WASH, livelihoods, health and education services, as infrastructure, such as homes and schools, were damaged or destroyed.⁷⁵⁷ The El Niño phenomenon is also predicted to cause even more damage towards the end of the year in Peru.⁷⁵⁸

To identify the needs of refugees and migrants, the R4V National Platform in Peru (GTRM, by its Spanish acronym) conducted a joint needs analysis⁷⁵⁹ (JNA) in 2023 which included three main components: first, a secondary data review (SDR), which analysed 75 reports produced by R4V partners, the results of the National Survey of the Venezuelan Population in Peru (ENPOVE) 2022,⁷⁶⁰ official data shared by 17 government institutions, and publicly available information. Second, the GTRM and partners convened 19 focus group discussions (FGD) and other types of consultations with a total of 260 refugees and migrants – including representatives of Venezuelan-led community-based organizations, as well as members of groups with particular needs (such as children, GBV survivors, victims of trafficking, persons engaged in sex work, and others) – in Lima, Tacna, Trujillo, and Tumbes.⁷⁶¹ The third and final step consisted of sectoral expert analytical workshops assessing the findings of the FGDs and the SDR, organized and facilitated by sector and sub-sector coordinators.⁷⁶²

[755] OCHA, Peru: Flooding Situation Report N° 4 (as of 24 April 2023), <https://reliefweb.int/report/peru/peru-flooding-situation-report-no-04-24-april-2023> and N° 8 (as of 11 July 2023) <https://reliefweb.int/report/peru/peru-flooding-situation-report-no-08-11-july-2023>

[756] Catholic University of Peru, Institute of Nature, Land and Energy (INTE-PUCP), Why is Peru Experiencing its Worst Dengue Epidemic in History? (10 July 2023), <https://inte.pucp.edu.pe/noticias-y-eventos/noticias/por-que-peru-esta-atravesando-su-peor-epidemia-de-dengue-en-la-historia/#:~:text=Seg%C3%BAn%20datos%20actualizados%20de%20la,2833%25%20en%20comparaci%C3%B3n%20con%202022>

[757] UNICEF, Humanitarian Situation Report 1 (4 April 2023), <https://www.unicef.org/documents/peru-humanitarian-situation-report-n01-04-april-2023> and UN News, The Floods Caused by El Niño Costero in Peru Have Already Affected 400,000 People (1 May 2023), <https://news.un.org/es/story/2023/05/1520492>

[758] National Commission to Study the El Niño Phenomenon (ENFEN), Government of Peru, Official Communication 12-2023 (August 2023), <https://www.senamhi.gob.pe/load/file/02204SENA-167.pdf>

[759] R4V Peru (GTRM), Joint Needs Analysis (JNA), 2023.

[760] National Institute for Statistics and Informatics (INEI), Government of Peru, National Survey of the Venezuelan Population in Peru (ENPOVE) 2022 (January 2023), https://www.r4v.info/es/document/INEI_ENPOVE_2022. This survey, unique in the region, provides representative official statistical data on the living conditions and needs of the Venezuelan population in Peru. It was carried out in March 2022 and its initial findings made available in August 2022; the survey's report, drafted in November 2022, was published in February 2023. More than 3,600 Venezuelan households in Peru were interviewed with an exhaustive questionnaire covering most sectors relevant to the humanitarian and development response in the country.

[761] According to the ENPOVE 2022 survey, some 83% of Venezuelans in the country reside in the Lima-Callao area, followed by 5% in Trujillo. Tacna and Tumbes, while hosting smaller numbers of Venezuelans, have been the main entry and exit points for people in transit. The GTRM organized 4 Focus Group Discussions (FGDs) in the main cities and 1 meta-FGD. Participants in the FGDs included 23 Venezuelan-led community-based organizations (CBOs) and eight community leaders. Participants in the meta-FGD were 11 NGOs that had in turn organized 14 thematic FGDs and other types of consultations with specific groups of refugees and migrants in situations of vulnerability, according to their areas of expertise. For instance, Save the Children organized a FGD with children. Other groups consulted included survivors of GBV, victims of trafficking, persons engaged in the sale and exchange of sex, people living with HIV/AIDS and others.

[762] R4V Peru (GTRM), Sector Analysis Workshops (20 June to 4 July 2023).



© HIAS

The JNA found that access to territory, documentation, regularization, asylum procedures and other means to receive protection are key priority cross-cutting needs for refugees and migrants to achieve integration, exercise their rights and access essential services in Peru. Current entry requirements, such as a visa and a passport, are impossible for most Venezuelans to meet, and without an opportunity to lodge asylum applications at border points, they continue to cross irregularly, even as borders are open. This heightens their protection risks and contributes to the growth of criminal organizations dedicated to human trafficking and smuggling. Given these needs, one of the most

positive changes in the context in 2023 has been the implementation of a new regularization procedure and an amnesty on fines for those having been in an irregular situation.⁷⁶³ However, despite this new regularization pathway, applicant numbers remain low: Venezuelans have limited information and have noted a lack of trust in the new process, as well as lengthy and complicated procedures.⁷⁶⁴ Meanwhile, the backlog in the asylum system of 532,000 Venezuelans⁷⁶⁵ awaiting decisions on their applications remains a major challenge; only 6 per cent⁷⁶⁶ of Venezuelan asylum-seekers in Peru have benefitted from the humanitarian migration status (CMH).⁷⁶⁷

[763] Supreme Decree 003-2023-IN (<https://busquedas.elperuano.pe/normaslegales/decreto-supremo-que-modifica-e-incorpora-articulos-vinculado-decreto-supremo-n-003-2023-in-2172936-3>/<https://busquedas.elperuano.pe/normaslegales/indican-requisitos-tipo-de-evaluacion-y-establecen-condici-resolucion-n-000109-2023-migraciones-2175675-1/>) and Resolution 109-2023-Migraciones (<https://busquedas.elperuano.pe/normaslegales/indican-requisitos-tipo-de-evaluacion-y-establecen-condici-resolucion-n-000109-2023-migraciones-2175675-1/>) initiated a new regularization process in Peru which, among other improvements, allows those who qualify to transition to a longer-term legal residency status through the Special Resident Migratory Category. This enables individuals in an irregular situation in Peru as of 10 May 2023 to regularize their status, and improves the online component for registration and receipt of related documents in decentralized offices. The deadline to apply to this new process is 10 November 2023. See Law 3173 (<https://busquedas.elperuano.pe/normaslegales/ley-que-otorga-ampnestia-de-multas-a-las-personas-extranjeras-ley-n-31732-2172936-1/>) also provides an amnesty to any foreigner with fines related to their irregular status, through a simple online request that is free of charge. The deadline to apply to this new process is also 10 November 2023.

[764] R4V Peru (GTRM), Focus Group Discussions in Lima, Tacna, Trujillo, and Tumbes (15 to 21 June 2023)

[765] UNHCR, Annual Statistical Report 2022, <https://www.unhcr.org/global-trends> and UNHCR, Refugee Data Finder, <https://www.unhcr.org/refugee-statistics/download/?url=6J1Tqu>. Data from Special Commission for Refugees (CEPR).

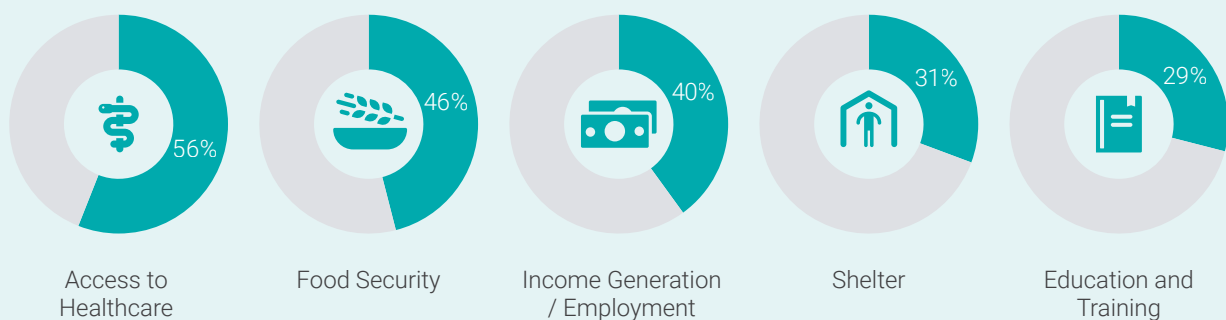
[766] According to the National Superintendence of Migration (SNM), as of 31 July 2023, only 32,491 Venezuelans had the humanitarian migration status (CMH), corresponding to 6% of the total number of asylum-seekers. The granting of CMH gives access to the *carne de extranjería*, which is a well-recognized document compared to other documents to which Venezuelans have access. The process to obtain the CMH is complex, as it requires verification of criminal, judicial and penitentiary records, authorizations from bodies in the Peruvian administration, and communication with the asylum-seeker.

[767] Given the delays, the total number of asylum-seekers may reflect asylum-seekers who are no longer in the country or who may have been regularized through other procedures. An inability to contact many previously registered asylum-seekers has been a barrier to advance with their process to receive the humanitarian migration status (CMH).

Social unrest in the country has impacted Venezuelans through resulting increases in food prices, the closure of businesses leading to unemployment and loss of income, and overall uncertainty due to the political instability. The sharp increase in inflation in 2022 has spilled into 2023, reaching some 12 per cent on food products in July 2023.⁷⁶⁸ These prolonged price increases coming in the aftermath of the COVID-19 pandemic – which depleted what little savings most refugee and migrant households had accumulated as a safety net and worsened the living conditions of others – has led to soaring humanitarian needs for refugees and migrants, while impacting on the space for recovery and building resilience,⁷⁶⁹ leading to limited capacities to access and afford food, health, education, and housing, among other needs.

Human mobility, particularly the movement of people in irregular situations, and the Venezuelan population in Peru are increasingly stigmatized.⁷⁷⁰ Media coverage amplifies stereotypes of Venezuelan refugees and migrants as responsible for an increase in criminality, and populist political actors have repeated this negative discourse.⁷⁷¹ The resulting xenophobia has an impact on the day-to-day lives of refugees and migrants, including their safety and well-being, and also limits their access to livelihoods, education, healthcare, financial services, and housing, which in turn reduces their ability to satisfy their basic needs.

TOP NEEDS OF IN-DESTINATION VENEZUELAN IN PERU



The figures in the above graphic correspond to the percentage of surveyed Venezuelans in-destination who ranked each thematic area in their top needs.

Source: National Institute for Statistics and Informatics (INEI), Government of Peru, National Survey of the Venezuelan Population in Peru (ENPOVE), January 2023.

[768] Central Reserve Bank of Peru, Inflation Report (June 2023) <https://www.bcrp.gob.pe/docs/Publicaciones/Reporte-Inflacion/2023/junio/reporte-de-inflacion-junio-2023.pdf>. It is important to highlight, however, that the Central Bank has predicted an increase in inflation with respect to its March report, because of adverse climate phenomena. See hereto also: <https://www.bbvarresearch.com/wp-content/uploads/2023/08/Nota-de-inflacion-jul23.pdf>

[769] This was highlighted by participants in all FGDs organized during the JNA 2023 process in Peru.

[770] *Ibid.*

[771] During the FGD in Tacna (June 2023), community leaders highlighted an example of this: during the military deployment along the border between Chile and Peru, many Venezuelans were stranded at the border and in the city of Tacna. At its peak there were around 400 persons sleeping for several days in parks and streets. Citizens protested and demonstrated against parks being occupied, often using xenophobic language and with cases of aggressive behaviour, which stressed the relationships with the host communities. Furthermore, some local media coverage highlighted how this situation was negatively impacting the tourism between Tacna in Peru and Arica in Chile.

EDUCATION



	PEOPLE IN NEED		♂	♀	♂	♀
	804.6 K	52.2%	28.4%	26.6%	23.2%	21.8%
CURRENTLY IN-DESTINATION						
VENEZUELAN IN-TRANSIT	N/A	N/A	N/A	N/A	N/A	N/A
OTHERS IN-TRANSIT	N/A	N/A	N/A	N/A	N/A	N/A
AFFECTED HOST COMMUNITIES	4.2%	28.4%	26.6%	23.2%	21.8%	

According to the ENPOVE 2022 survey, the age group between 0-14 years makes up 28 per cent of the Venezuelan population in Peru. This is an increase from 16 per cent in 2018, showing an important demographic shift and a tendency for Venezuelan families to settle or start a family in Peru.⁷⁷² This also implies an increasing demand for education services. As the average monthly income in Peru for Venezuelans is only 1,200 Peruvian soles (equivalent to USD 326), public education is the only viable educational pathway for most Venezuelan families with school-aged children.⁷⁷³

As of May 2023, the Ministry of Education (MINEDU) had registered 123,887 Venezuelan students in the Regular Basic Education (RBE) system, including 19,882 in pre-school, 70,958 in elementary, and 33,047 in secondary education.⁷⁷⁴ Some 91 per cent of these students were registered in the public school system.

Nevertheless, access to quality and inclusive education remains a top priority need for refugee and migrant families as some 20 per cent of Venezuelan children

have not been able to enroll in schools.⁷⁷⁵ Three main challenges currently hinder school enrollment: i) the limited number of available enrolment slots in schools, resulting from higher demand than what the available infrastructure can satisfy, especially in densely populated areas such as Lima and Callao where 82 per cent of refugee and migrants reside (with flooding and heavy rains in the north having damaged school infrastructure)⁷⁷⁶ and a lack of information on school enrolment procedures; ii) an inadequate application of the Ministry's directives⁷⁷⁷ by schools to facilitate enrollment for refugee and migrant children, which may be linked to xenophobic and discriminatory practices of requesting documents to register Venezuelan students; and iii) a lack of financial resources, which results in the de-prioritization of school enrolment in favor of children working to help cover basic needs.⁷⁷⁸

A second priority need for Venezuelan households is to promote children's educational permanence in schools and their completion of primary and secondary

[772] Dante Carhuavilca Bonett, Head of INEI, Presentation for the GTRM Peru Plenary Meeting (9 March 2023).

[773] INEI, ENPOVE Survey 2022 (January 2023) p. 24, https://www.r4v.info/es/document/INEI_ENPOVE_2022

[774] Ministry of Education, SIAGIE (up to 31 May 2023).

[775] UNICEF, Access to Welcoming and Inclusive Schools are Key to Stop Education Interruption and Promote Socio-Emotional Development (using data from ENPOVE 2022 for this estimation) (13 March 2023), <https://www.unicef.org/peru/comunicados-prensa/unicef-escuelas-acogedoras-inclusivas-clave-frenar-interrupcion-escolaridad-desarrollo-socioemocional-escolar-inicio-clases-2023>

[776] UNICEF, Humanitarian Situation Report 1 (4 April 2023), <https://www.unicef.org/documents/peru-humanitarian-situation-report-n01-04-april-2023>

[777] These directives recognize all children's right to an education and favour the enrolment of Venezuelan children in the education system regardless of their legal status. They are encompassed in the Ministry of Education's regulations about the school year, including i. Proceedings for enrolment, https://cdn.www.gob.pe/uploads/document/file/3895187/RM_N%C2%B0_474-2022-MINEDU.pdf.pdf?v=1669906268 ii. Evaluation of new students, RVM 094-2020-MINEDU <https://www.gob.pe/institucion/minedu/normas-legales/541161-094-2020-minedu> and iii. Evaluation of children with no previous school records, and others RM 447-2020-MINEDU <https://www.gob.pe/institucion/minedu/normas-legales/1335926-447-2020-minedu>.

[778] R4V Peru (GTRM), FGDs with Refugees and Migrants from Venezuela (June 2023).

school. Protection from violence in schools is a related concern, due to increased incidents of xenophobic violence and bullying affecting refugee and migrant children in both 2022 and 2023, compared to 2021 and 2020, as reported on the SISEVE platform.⁷⁷⁹ Moreover, according to ENPOVE, schools are among the top five places where refugees and migrants from Venezuela experience discrimination.

The lack of clear guidelines on how schools can promote inclusivity of diverse students and difficulties verifying previous educational attainment (for example, through placement examinations), including because of a lack of flexibility for over-aged students, also

contribute to the challenges of ensuring Venezuelan children's permanence in schools. Diversity needs may relate to disability, nationality, ethnicity, cultural backgrounds, sexual identity and orientation, and different levels of learning among students because of an interruption in their studies during human mobility or for other reasons. Each of these diversity elements can create unique needs for different approaches to consider children's specific needs and provide support to ensure their inclusion. Consequently, students with specific needs require an inclusive approach that truly addresses their diversity and its characteristics.

FOOD SECURITY



	PEOPLE IN NEED		GENDER BREAKDOWN			
	878.9 K	57.0%	32.8%	35.0%	16.6%	15.6%
CURRENTLY IN-DESTINATION	878.9 K	57.0%	32.8%	35.0%	16.6%	15.6%
VENEZUELAN IN-TRANSIT		94.0%	32.8%	35.0%	16.6%	15.6%
OTHERS IN-TRANSIT		94.0%	32.7%	35.0%	16.7%	15.6%
AFFECTED HOST COMMUNITIES		50.5%	35.1%	36.2%	14.5%	14.2%

Food security remains a primary concern for refugees and migrants from Venezuela, particularly for those in-transit. Access to food is the top priority need for those entering Peru through Tumbes (90 per cent), Tacna (70 per cent) and Madre de Dios (70 per cent).⁷⁸⁰ According to the 2022 ENPOVE survey, 60 per cent of refugees and migrants in-destination reported concerns about food access due to limited financial resources. Additionally, 46 per cent of Venezuelans in-destination identified access to food as one of their main needs.⁷⁸¹

Rising inflation – reaching some 12 per cent on food products in July 2023⁷⁸² – in the context of the ongoing post-COVID-19 recovery has created new food security challenges for both host communities and refugee and migrant households, by making the purchase of food exceedingly challenging. In response to these difficult conditions, refugees and migrants from Venezuela resort to high-risk, socially degrading, or exploitative temporary jobs to earn enough income to purchase food, and/or incur debt to meet their food needs.⁷⁸³

[779] *The Specialized System to Report Cases on School Violence (SISEVE) is an online platform from the Ministry of Education that allows individuals to report cases of school violence. The number of cases involving refugee and migrant children in 2023 is similar to 2022, which were significantly higher than 2021 or 2020. However, refugees and migrants face challenges to use the SISEVE platform, as they require a valid national ID number, which causes significant underreporting.*

[780] UNHCR and HIAS, *Border monitoring in Tumbes (January – April 2023)*, https://www.r4v.info/es/document/ACNUR_Monitoreo_de_Fronteras_Tumbes_abr23; IOM, *DTM Flow Monitoring in Tacna, Round 3 (January-April 2023)*, <https://www.r4v.info/es/document/encuesta-de-caracterizacion-de-la-poblacion-migrante-reporte-3-tacna-peru-enero-abril-2023>; UNHCR and Caritas Madre de Dios, *Border monitoring in Madre de Dios, (January – March 2023)*, https://www.r4v.info/es/document/ACNUR_Monitoreo_de_Fronteras_MdD_Ene_Mar23

[781] INEI, *ENPOVE Survey 2022 (January 2023)*, https://www.r4v.info/es/document/INEI_ENPOVE_2022

[782] <https://www.bbvaesearch.com/wp-content/uploads/2023/08/Nota-de-inflacion-jul23.pdf>

[783] WFP, *Estudio de línea de salida del proyecto Asistencia inmediata de un fondo de ayuda de emergencia para los hogares venezolanos más vulnerables (BHA II) (February 2022)*, p. 23. As reported in the 2023 FGDs, Venezuelans are seen as cheap manual labor and often work in precarious and unsafe conditions, suffering accidents such as falls and fractures that go unattended because employers do not offer work insurance. R4V Peru (GTRM), *JNA - Focus Group Discussions with Refugees and Migrants from Venezuela (June 2023)*

In the northern regions of the country, which are also those most affected by flooding and heavy rains, as of April 2023 refugee and migrant communities were reportedly facing particular difficulties accessing food, as inoperative roads and rising food prices further exacerbated food insecurity.⁷⁸⁴

Food insecurity has also led to the adoption of coping strategies that affect the diets of refugees and migrants. According to the ENPOVE 2022 survey, 32 per cent of refugees and migrants in-destination experienced hunger and were unable to eat due to lack of money. Additionally, 39 per cent of households skipped meals, and 51 per cent consumed only a few types of foods.⁷⁸⁵ This situation also affects refugees' and migrants' mental health: as noted in the GTRM focus groups discussions, even children observed that their parents were more stressed and anxious due to limited resources to buy food.⁷⁸⁶ Meanwhile, for refugees and migrants in-transit and entering Peru through Tumbes, Tacna and Madre de Dios, reducing the number of daily meals (both in amount and quality) is a commonly employed coping strategy, given that around half of travel groups report not having enough resources to buy food.⁷⁸⁷

Despite some progress made from 2022 to 2023, considerable barriers to accessing government food assistance programmes persist for refugees and migrants, as documentation requirements remain in place. As of May 2023, the *Qali Warma* programme, a national school feeding initiative that aims to distribute breakfasts and lunches to students,⁷⁸⁸ had reached over 63 per cent of Venezuelan children enrolled in the education system, which is a positive 3 per cent increase from last year. Unfortunately, the same progress has not been made in local-led initiatives such as community kitchens and the *Glass of Milk* programme,⁷⁸⁹ which refugees and migrants are aware of, but access to them remains limited, even sporadic, when local and community authorities allow Venezuelans to participate on a case-by-case basis. Additionally, discrimination and xenophobia are factors which limit access. Some Venezuelans have reported negative experiences when attempting to receive food assistance and, in response, refugees and migrants opt to refrain from approaching such facilities.⁷⁹⁰

[784] OCHA, Peru: Flooding Situation Report N° 4 (as of 24 April 2023), <https://reliefweb.int/report/peru/peru-flooding-situation-report-no-04-24-april-2023>

[785] INEI, ENPOVE Survey 2022 (January 2023), https://www.r4v.info/es/document/INEI_ENPOVE_2022

[786] R4V Peru (GTRM), JNA - Focus Group Discussions with Refugees and Migrants from Venezuela (June 2023).

[787] UNHCR and HIAS, Border monitoring in Tumbes (January–April 2023), https://www.r4v.info/es/document/ACNUR_Monitoreo_de_Fronteras_Tumbes_abr23; IOM, DTM Flow Monitoring in Tacna, Round 3 (January–April 2023), <https://www.r4v.info/es/document/encuesta-de-caracterizacion-de-la-poblacion-migrante-reporte-3-tacna-peru-enero-abril-2023>; UNHCR and Caritas Madre de Dios, Border monitoring in Madre de Dios, (January – March 2023), https://www.r4v.info/es/document/ACNUR_Monitoreo_de_Fronteras_MdD_Ene_Mar23

[788] *Qali Warma is implemented in public schools for all students aged 3 to 11 years at the national level in areas of poverty and extreme poverty, and for secondary school students ages 12 to 16 years old in Amazon districts. Ministry of Development and Social Inclusion, Students in the Qali Warma Programme (as of 15 May 2023). Compared to 2022, this programme reached 60% of Venezuelan children, which is a 3% increase in access in 2023. Note that the programme does not identify the limitations that refugees and migrants face to access the educational system, which constitutes the starting point to benefit from Qali Warma.*

[789] *Led by local governments, the Glass of Milk is an in-kind transfer programme targeting young children (under 6 years of age) to improve nutritional outcomes (through providing daily food rations) and communal food pantries or soup kitchens. National ID, electricity or water receipt, and, for pregnant women, the pregnancy control card are required to access this programme.*

[790] IOM, Food security in refugee and migrant population from Venezuela: Difficulties to access social programmes related to complementary feeding in Peru 2022 (March 2023), https://www.r4v.info/es/document/OIM_Estudio_sobre_seguridad_alimentaria_mar23

HEALTH



	PEOPLE IN NEED		♂	♀	♂	♀
	792.6 K	51.4%	32.8%	35.0%	16.6%	15.6%
CURRENTLY IN-DESTINATION						
VENEZUELAN IN-TRANSIT	10.0%		32.8%	35.0%	16.6%	15.6%
OTHERS IN-TRANSIT	29.0%		32.7%	35.0%	16.7%	15.6%
AFFECTED HOST COMMUNITIES	27.2%		35.1%	36.2%	14.5%	14.2%

Access to health services is a priority need for refugees and migrants in Peru. According to the ENPOVE 2022 survey, only 27 per cent of Venezuelans were affiliated with a health insurance system, mainly the Comprehensive Health Insurance (SIS).⁷⁹¹ While this is an improvement from 2018 when only 8 per cent of Venezuelans were affiliated, this is still low compared to the more than 85 per cent of Peruvians who are affiliated.⁷⁹² Between December 2022 and May 2023, an increase of 5 per cent of non-Peruvians affiliated with the SIS was reported.⁷⁹³ That notwithstanding, administrative barriers to registration in health insurance systems⁷⁹⁴ continue to represent a major obstacle to Venezuelans accessing healthcare, detection, and treatment of illnesses.

The ENPOVE 2022 found that 24 per cent of refugees and migrants from Venezuela had reported experiencing situations that required medical attention

in Peru; this rate is estimated to have remained stable in 2023. Twenty-seven per cent of them did not seek the required healthcare, with 32 per cent citing a lack of financial resources and 19 per cent a lack of insurance as the main reasons.⁷⁹⁵ During the emergency caused by flooding and heavy rains in the northern coastal regions in April 2023, which led to a record dengue outbreak, affected refugees and migrants had limited access to healthcare services,⁷⁹⁶ despite also being among those with reported cases.⁷⁹⁷

Access to treatment of chronic diseases continues to be a key unmet health need. While 28 per cent of refugees and migrants from Venezuela reported having a chronic disease, over half of them (51 per cent) reported that they do not receive treatment.⁷⁹⁸ Among this population, it is estimated that around 8,000 Venezuelan refugees and migrants in Peru are living with HIV/AIDS⁷⁹⁹ and, as of June 2022, only half

[791] INEI, ENPOVE Survey 2022 (January 2023), https://www.r4v.info/es/document/INEI_ENPOVE_2022

[792] INEI, Statistics with gender approach, Report 2 (January-March 2023) (June 2023), <https://www.gob.pe/institucion/inei/informes-publicaciones/4300985-estadisticas-con-enfoque-de-genero-enero-febrero-marzo-2023>

[793] Ministry of Health, Asegurados extranjeros activos, año 2019 al 2023, E-mail N° 0366-2023-SIS/Transparencia (19 June 2023). By the end of 2022, there were 169,859 refugees and migrants of all nationalities with an active affiliation to the SIS, while as of May 2023, the figure had increased to 179,440, which is a 6% increase.

[794] Refugees and migrants with permanent residency can access insurance systems, but not those with temporary stay permits (CPP). However, the SIS can also be accessed freely by children under age 5 and pregnant women regardless of their legal status. Other individuals may be accepted on a case-by-case basis based on SIS vulnerability criteria.

[795] INEI, ENPOVE Survey 2022 (January 2023), https://www.r4v.info/es/document/INEI_ENPOVE_2022

[796] OCHA, Peru: Flooding Situation Report N° 4 (27 April 2023), <https://reliefweb.int/report/peru/peru-flooding-situation-report-no-04-24-april-2023>

[797] Ministry of Health, Número de extranjeros diagnosticados con dengue por etapas de vida y sexo, según nacionalidad 2023, E-mail N° 0366-2023-SIS/Transparencia (19 June 2023). As of May 2023, 35 dengue cases were reported by Venezuelans in Peru, in contrast to over 87,000 Peruvians. The relatively low number of reported cases among Venezuelans may be due not only to the smaller overall population size, but also, to more limited access to health services for identification and treatment of dengue.

[798] Action Against Hunger, Estudio Multisectorial en personas refugiadas y migrantes de Venezuela que viven en Lima Metropolitana, Perú, 2022, https://www.r4v.info/es/document/Accion_contra_el_Hambre_Estudio_Multisectorial_Migrantes_Refugiados_en_Lima_Abril22

[799] USAID, Local Health System Sustainability (LHSS) (July 2022).

of them were receiving treatment.⁸⁰⁰ Linked to this, the rate of HIV infection in the adult refugee and migrant population from Venezuela (1 per cent) is about three times higher than that reported for the general population in Peru (0.3 – 0.4 per cent), according to an R4V partner's survey.⁸⁰¹

IN PERU, ONLY 1 OUT OF 4 REFUGEES AND MIGRANTS FROM VENEZUELA HAS HEALTH INSURANCE



Source: National Institute for Statistics and Informatics (INEI), Government of Peru, National Survey of the Venezuelan Population in Peru (ENPOVE), January 2023.

So far in 2023, among the most frequent diagnostic procedures applied to refugees and migrants affiliated to the SIS is the special screening exam for mental and behavioral disorders, which is used to assess mental healthcare needs.⁸⁰² This is consistent with information shared during the GTRM focus group discussions held in Lima and Trujillo, where refugees and migrants reported increasing numbers of cases associated with mental health issues, including depression, anxiety, and suicidal ideation, due to families' precarious

economic conditions.⁸⁰³ Certain population groups are at even greater risk, such as LGBTQI+ persons, of whom approximately 7 out of 10 require access to consultations, assessment and counseling related to mental health issues.⁸⁰⁴ The absence of regular status further exacerbates psychosocial risks. This situation, combined with limited mental health services for refugees and migrants and insufficient coordination and resources to follow-up on cases,⁸⁰⁵ has resulted in 66 per cent of refugees and migrants in Lima and Tumbes reportedly experiencing depression, stress, and thoughts of suicide without receiving adequate psychosocial support.⁸⁰⁶

Regarding sexual and reproductive health (SRH), in comparison to other refugee and migrant women, pregnant women tend to have greater access to healthcare services available through the SIS, including family planning assistance (access to which increased from 32,000 Venezuelan women assisted to almost 42,000 between 2021 and 2022).⁸⁰⁷ In 2022, the number of live births to Venezuelan women decreased by 12 per cent compared to 2021, which is consistent with the number of Venezuelan pregnant women attended by the SIS during this period, while the number of prenatal control visits by Venezuelan women decreased by 17 percent. This may reflect that refugee and migrant pregnant women tend not to attend their prenatal controls.⁸⁰⁸ According to the GTRM focus group discussions, refugee and migrant women report experiencing discrimination and xenophobia such as refusals to provide information and care when they attempt to seek health services, as well as acts of mistreatment, which serve as deterrents to seeking medical care.⁸⁰⁹

[800] Ministry of Health, *Evaluation of Health System (updated June 2022)*. Only refugees and migrants with a permanent residency diagnosed with TB or HIV/AIDS can access the SIS. Currently, there is a legislative proposal (PL 5253/2022-CR) aimed at affiliating this population temporarily and exceptionally until the issuance of the carnet de extranjería.

[801] IOM, *Biobehavioral survey among the Venezuelan migrant population living in Lima, Callao and Trujillo (June 2023)* (publication forthcoming).

[802] Ministry of Health, *Extranjeros atendidos en consulta externa, 2023, E-mail N° 0366-2023-SIS/Transparencia* (19 June 2023).

[803] R4V Peru (GTRM), *JNA - Focus Group Discussions with Refugees and Migrants from Venezuela (June 2023)*.

[804] IOM, *Refugees and migrants from Venezuela LGBTQI+ in Peru: situation, leadership and communities (April 2023)*, <https://www.r4v.info/es/document/personas-refugiadas-y-migrantes-de-venezuela-lgtbiq-en-peru-situacion-liderazgos-y> 52% of LGBTQI+ persons surveyed indicated facing at least two or more of the following barriers: economic limitations, double discrimination for being part of the LGBTQI+ community and their nationality coming from health personnel and physicians, and lack of knowledge about available healthcare services.

[805] CAPS (2022), *Diagnosis of the mental health situation of refugees and Venezuelan migrants in Lima and Tumbes*.

[806] *Ibid.*

[807] Ministry of Health, *Atenciones de planificación familiar a mujeres venezolanas, E-mail N° 0366-2023-SIS/Transparencia* (19 June 2023). Pregnant women and children under 5 can be affiliated to the SIS, regardless of their nationality and legal status.

[808] *Ibid.* The MoH reported over 13,600 live births to Venezuelan women in 2022, but only around 4,900 pregnant women attended prenatal controls; this is some 12% fewer births and 17% fewer prenatal control visits, compared to 2021.

[809] R4V Peru (GTRM), *JNA - Focus Group Discussions with Refugees and Migrants from Venezuela (June 2023)*.

HUMANITARIAN TRANSPORTATION



	PEOPLE IN NEED		♂	♀	♂	♀
	CURRENTLY IN-DESTINATION	158.0 K	10.2%	32.8%	35.0%	16.6%
VENEZUELAN IN-TRANSIT		57.0%	32.8%	35.0%	16.6%	15.6%
OTHERS IN-TRANSIT		57.0%	32.8%	35.0%	16.6%	15.6%
AFFECTED HOST COMMUNITIES		N/A	N/A	N/A	N/A	N/A

Refugees and migrants continue to enter the country primarily in an irregular manner, mainly because they are unable to meet prevailing visa requirements.⁸¹⁰ Over 70 per cent of Venezuelans entering Peru do so through Tumbes,⁸¹¹ along the northern border with Ecuador. Upon arrival, 56 per cent of refugees and migrants surveyed report that they intend to stay in Peru, 38 per cent plan to move onward to Chile, and the remainder are destined for other countries, such as Brazil and Argentina.⁸¹² For those entering through the southern border (from Chile or Bolivia), Peru and Venezuela are indicated as their main countries of intended destination.⁸¹³ Although both entries and exits of refugees and migrants have tended to decrease in 2023,⁸¹⁴ safe long distance transportation remains a key need of refugees and migrants, particularly to mitigate potential criminal activity and protection risks

such as smuggling, human trafficking, gender-based violence, and the impact of harsh climatic conditions. During 2022, 40 per cent of Venezuelans entering Peru in an irregular manner through Tumbes reported facing a protection incident during their journeys, including robbery, xenophobia, or fraud/extortion.⁸¹⁵ Discrimination and xenophobia pose challenges when attempting to access transportation services: according to the 2022 ENPOVE survey, 14 per cent of respondents reported being discriminated because of their nationality when using public transportation services.⁸¹⁶ An overall sense of insecurity when traveling without safe transportation further impacts the physical and mental well-being and socio-emotional stability of refugees and migrants, which is at times manifested through anxiety and depressive episodes.⁸¹⁷

[810] The visa requirements for Venezuelans to enter Peru regularly include a passport (either valid or expired), apostilled criminal record, identification document, and two photos. See: <https://www.gob.pe/1062-obtener-visa-para-ingresar-al-peru>. For reference, according to ENPOVE II, only 37% of Venezuelans in Peru have a passport (13% valid and 24% expired) therefore at least 63% of Venezuelans in the country cannot meet the visa requirements. Meanwhile, the Peruvian consulates in Ecuador, Colombia and Venezuela stopped issuing humanitarian visas during the COVID-19 pandemic, and have not restarted since then.

[811] As of December 2022. R4V, Movements Report, Fourth Quarter 2022 (March 2023), <https://www.r4v.info/en/movements-report-q4-2022>

[812] UNHCR and HIAS, Tumbes Border Monitoring (January-April 2023), https://www.r4v.info/es/document/ACNUR_Monitoreo_de_Fronteras_Tumbes_abr23.

[813] At the end of 2022 and in early 2023, over 40% of Venezuelans in-transit entering Peru from Bolivia (via Puno) indicated that they were intending to return to Venezuela, while 14% planned to stay in Peru. See R4V, Movements Report, First Quarter 2023, <https://www.r4v.info/en/movements-report-q1-2023>; UNHCR, Puno Border Monitoring (October-December 2022), https://www.r4v.info/es/document/ACNUR_Monitoreo_de_Fronteras_Puno_dec22. Then, after the change in entry conditions in Chile in February 2023, Peru was the intended destination of 42% of Venezuelans entering from Chile (via Tacna), followed by Venezuela, 35%. IOM, DTM Flow Monitoring Survey in Tacna, round 3 (January – April 2023), <https://www.r4v.info/es/document/encuesta-de-caracterizacion-de-la-poblacion-migrante-report-3-tacna-peru-enero-abril-2023>.

[814] See R4V, Movements Report, Second Quarter 2023 (August 2023), <https://www.r4v.info/en/movements-report-q2-2023>; R4V, Movements Report, First Quarter 2023 (May 2023), <https://www.r4v.info/en/movements-report-q1-2023>.

[815] UNHCR and HIAS, Tumbes Border Monitoring (January-April 2023), https://www.r4v.info/es/document/ACNUR_Monitoreo_de_Fronteras_Tumbes_abr23.

[816] INEI, ENPOVE Survey 2022 (January 2023), p.187, https://www.r4v.info/es/document/INEI_ENPOVE_2022

[817] IOM, Alternatives for humanitarian transportation of refugees and migrants in Peru, p. 19 (March 2023), <https://peru.iom.int/sites/g/files/tmzbd1951/files/documents/2023-07/alternativas-para-el-transporte-humanitario.pdf>.

In order to mitigate the risks refugees and migrants face during their long journeys from border regions of Peru to their intended destinations elsewhere within the country, primarily Lima which is 18 hours from Tacna and 20 hours from Tumbes by bus,⁸¹⁸ refugees and migrants have unmet needs for information on how to access safe, reliable and dignified forms of transportation. Refugees and migrants report a lack of information or awareness of transportation logistics, including services available along the route, and complaint mechanisms (such as *Line 1818* of the Ministry of Interior, for reporting abuses and harassment, in a safe and confidential manner).⁸¹⁹ Although most refugees and migrants in-transit in border regions are not permitted to purchase tickets directly from formal transportation providers, due to their irregular situation, a legal exception for the Government of Peru to admit Venezuelans in situations of extreme vulnerability (including unaccompanied and separated children seeking family reunification,

GBV survivors, elderly persons, and pregnant women) without a passport or visa,⁸²⁰ also permits them to access formal transportation providers. However, most affected refugees and migrants are unaware of this exception, translating into some 20 per cent of refugees and migrants with specific protection needs⁸²¹ unable to access this safer form of transportation.

Finally, refugees and migrants in-destination in Peru face difficulties travelling safely and reliably to obtain basic goods, access services and find decent work. According to the GTRM focus group discussions with refugees and migrants in Lima, refugees, migrants, and vulnerable members of their host communities usually commute long distances between districts and in Metropolitan Lima as they seek work opportunities.⁸²² An overall 5.5 per cent increase in local transportation costs during the last year had a significant impact on the most vulnerable populations, further limiting their ability to afford safe transportation and aggravating their movement needs.⁸²³







© HIAS - Miguel Arreategui

- [818] The average cost of an interprovincial bus ticket in Peru is around USD 30.
- [819] IOM, *Needs and legislation on transportation of refugees and migrants in Peru* (March 2023), <https://peru.iom.int/sites/g/files/tmzbdl951/files/documents/2023-07/necesidades-y-legislacion-en-torno-al-transporte.pdf>.
- [820] Superintendence of Migration, *Resolucion de Superintendencia N° 000177-2019-Migraciones* (12 June 2019), <https://www.refworld.org/es/docid/5d080de24.html>.
- [821] UNHCR et al., *Border monitoring in Tumbes* (January-April 2023), https://www.r4v.info/es/document/ACNUR_Monitoreo_de_Fronteras_Tumbes_abr23; Tacna (June 2023), https://www.r4v.info/es/document/ACNUR_HIAS_Analisis_Proteccionyriesgos_Tacna_jun23; Puno (January-June 2023), https://www.r4v.info/es/document/ACNUR_HIAS_Analisis_MonitoreoFrontera_Puno_ene_jun23; Madre de Dios (January-March 2023), https://www.r4v.info/es/document/ACNUR_Monitoreo_de_Fronteras_MdD_Ene_Mar23. By using informal domestic transportation, refugees and migrants are at risk of incidents such as robbery, fraud and being trafficked, among others.
- [822] R4V Peru (GTRM), *JNA - Focus Group Discussions with Refugees and Migrants from Venezuela* (June 2023).
- [823] BCR: *local, urban and inter-urban transportation costs increased by 5.5%*, *Gestion* (11 May 2023), <https://gestion.pe/economia/el-precio-de-transporte-en-lima-subio-55-en-el-ultimo-ano-segun-el-bcr-rmmn-noticia/?ref=gesr>. Linked to the ENPOVE 2022 results, 30% of Venezuelans reportedly did not seek healthcare due to lack of resources; almost a third do not reside or work in the same district.

INTEGRATION



	PEOPLE IN NEED					
CURRENTLY IN-DESTINATION	746.3 K	48.4%	32.8%	35.0%	16.6%	15.6%
VENEZUELAN IN-TRANSIT	N/A	N/A	N/A	N/A	N/A	N/A
OTHERS IN-TRANSIT	N/A	N/A	N/A	N/A	N/A	N/A
AFFECTED HOST COMMUNITIES	31.0%	35.1%	36.2%	14.5%	14.2%	

According to the ENPOVE 2022 survey, 90 per cent of Venezuelans aged 25 to 44 years old were part of the economically active population, followed by 72 per cent of those aged 45 plus, and 70 per cent of those aged 14 to 24 years old.⁸²⁴ Despite this very high rate of economically active Venezuelans, only 19 per cent of the working population held a regular employment contract (an increase, however, from 12 per cent in 2018).⁸²⁵ Moreover, Venezuelans aged 14 to 24 are those most vulnerable to exploitation in the workplace, as only 11 per cent hold formal employment contracts. In comparison, those who do not hold a contract earn on average only 87 per cent of the salary of those with a formal contract.⁸²⁶

Venezuelans face challenges to access formal and/or decent employment, to access capacity development and support, and to access financial services to help them scale-up and diversify their businesses and self-employment opportunities. Most refugees and migrants from Venezuela work as white collar

workers or manual workers (64 per cent), a decrease of nearly 11 per cent compared to 2018, followed by self-employed workers (29 per cent), with a respective increase of eight per cent.⁸²⁷ The ongoing cap of how many non-Peruvian employees a business can hire,⁸²⁸ coupled with employers' lack of knowledge on how to hire Venezuelans with distinct types of work permits and documentation, the large number of Venezuelans without legal authorization to work, and generalized distrust of hiring Venezuelans due to their widespread stigmatization in the media, are some of the most important challenges.⁸²⁹ Some employers do not recognize the documentation that grants refugees and migrants the right to work.⁸³⁰ Venezuelan women face especially difficult circumstances, which are reflected in the gender pay gap: they earn an average of 1,000 Peruvian Soles monthly, while Venezuelan men earn an average of 1,299 (equivalent to USD 271 and USD 353, respectively), both well below the national average of 1,278PEN (for woman) and 1,825 (for men), respectively.

[824] *Ibid.*, p. 164

[825] *Ibid.*, p. 167

[826] *Ibid.*, p. 172

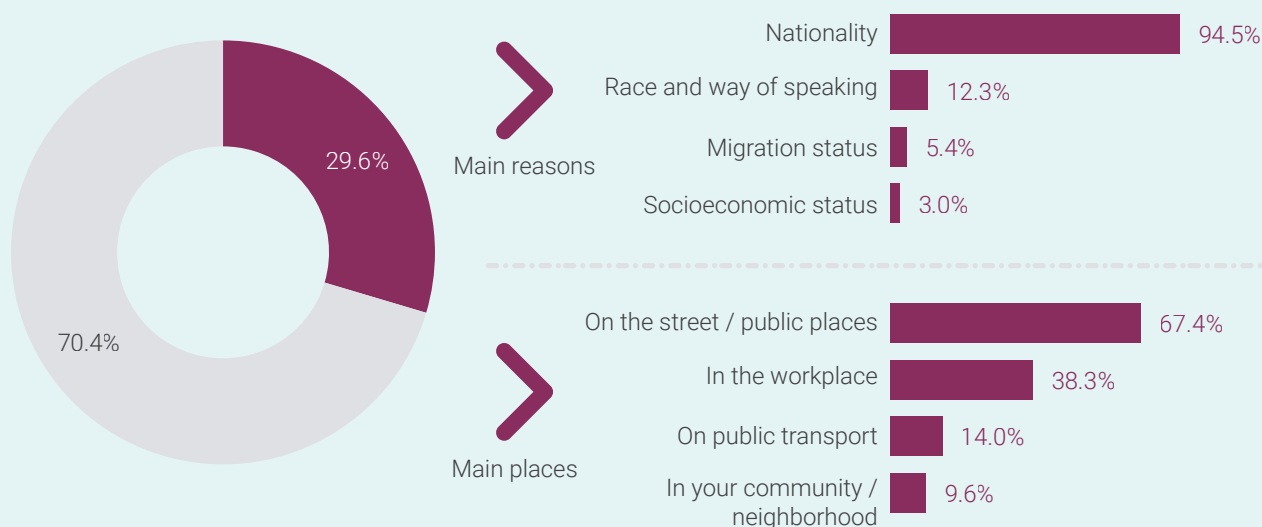
[827] *Ibid.*, p. 169

[828] Legislative Decree N 689, Law on the Regulation of the Recruitment of Foreign Workers and its rules of procedures, and Decree N014-92-TR establish a limit of 20% of foreign workers within any company in Peru.

[829] It is much easier for Venezuelans to obtain a formal contract when they hold a *Carne de Extranjeria* (a document well known by Peruvians but not common among Venezuelans) than when they have other types of documentation, such as the CPP. As an example, according to the Ministry of Labour and Promotion of Employment, as of 31 May 2023, there are 474 Venezuelans registered as domestic workers holding a contract in Peru, which is a category of employment where informality is much more common. Some 85% of those Venezuelan domestic workers holding a contract have a *carne de extranjeria* (CE), which is the most widely recognized documentation for non-Peruvians in Peru, while only 4% of Venezuelan domestic workers holding a contract have a CPP. Around 436K Venezuelans have CPP while only 27K have CE. This demonstrates the importance of ensuring that the newer documentation and regularization initiative provided by the government are widely known and accepted by employers, as the CE is the most used document to receive a contract because it is well known by employers, even though it is not common for Venezuelans to have.

[830] R4V Peru (GTRM), JNA - Focus group discussion with CBOs in Lima (15 June 2023).

PERCENTAGE OF VENEZUELAN WHO REPORTED HAVING EXPERIENCED DISCRIMINATION SINCE THEIR ARRIVAL TO PERU



Source: National Institute for Statistics and Informatics (INEI), Government of Peru, National Survey of the Venezuelan Population in Peru (ENPOVE), January 2023.

⁸³¹ The lack of access to financial services coupled with low incomes further undermine Venezuelans' social mobility and self-reliance. In terms of support for self-employment, by May 2023 nearly 200,000 Venezuelans have obtained their taxpayer registration number (RUC), an essential step for entrepreneurs to formalize and scale-up their businesses.⁸³²

Another important unmet need for those with higher education credentials concerns degree revalidation. Only 8 per cent of Venezuelans who have obtained academic degrees and professional certificates prior to arriving in Peru (32 per cent of those aged 18 and above) have been able to do so. According to ENPOVE 2022, the three main challenges for those who have been unable to validate their degrees are a lack of financial resources to afford processing fees (44 per cent), not knowing the procedure (22 per cent), and not having their diplomas with them (19 per cent). Likewise, dropout rates for Venezuelans remain high in Peru, with

those who started their studies in Venezuela (14 per cent), and for those 18 and above who began higher education in Peru (10 per cent) and are yet to graduate, finalizing their higher education studies remains key.

In 2022, about 30 per cent of refugees and migrants from Venezuela in Peru reported having experienced discrimination (31 per cent of women and 28 per cent of men).⁸³³ Venezuelan women are widely sexualized in the media in Peru and associated with prostitution or perceived as "problematic". This has caused their vulnerability in several areas to soar, including by reducing their access to dignified livelihoods, causing them to resort to more dangerous occupations and activities, such as transactional sex.⁸³⁴

The age group of 30- to 49-year-olds reported the highest percentage of those having experienced discrimination (41 per cent), followed by those aged 18 to 29 (38 per cent).⁸³⁵ These are the two most important

[831] The minimum wage in Peru is 1,025 PEN monthly (equivalent to USD 278); therefore, more than half of Venezuelan women are earning below the minimum wage. According to the INEI National Households Survey (ENAH) 2022, a survey on living conditions of the Peruvian population, the average monthly salary for Peruvian women in 2022 was 1,278 PEN and for Peruvian men 1,825 PEN.

[832] National Superintendence for Customs and Tax Administration- SUNAT (May 2023).

[833] INEI, ENPOVE Survey 2022, p. 187 (January 2023), https://www.r4v.info/es/document/INEI_ENPOVE_2022

[834] For example, in a HIAS (December 2022) Project Evaluation on the urgent needs of vulnerable Venezuelans in Peru, examples are provided of single mothers who had to prioritize flexible working arrangements over obtaining a formal job, and of transgender women who cannot find opportunities in the formal economy. Similarly, during the 2023 FGDs for groups in situations of vulnerability, including persons engaged in transactional sex, participants described how Venezuelan women resort to the sale and exchange of sex, including due to being denied access to other forms of earning a livelihood, and having little access to support from the authorities as they are not seen as victims or survivors because of their nationality.





[835] *Ibid.*

age groups in terms of the economically active population, contributing to increasing concerns about the socio-economic integration of Venezuelans. Some 67 per cent of them had experienced discrimination

in public spaces, followed by 38 per cent at their workplaces.⁸³⁶ Furthermore, schools are also a place where discrimination is a concern for Venezuelans.⁸³⁷

NUTRITION



	PEOPLE IN NEED					
						
CURRENTLY IN-DESTINATION	75.0 K	4.9%	N/A	35.6%	24.9%	39.5%
VENEZUELAN IN-TRANSIT		4.9%	32.8%	35.0%	16.6%	15.6%
OTHERS IN-TRANSIT		4.9%	32.8%	35.0%	16.7%	15.5%
AFFECTED HOST COMMUNITIES		4.8%	N/A	35.6%	24.9%	39.5%

Refugees and migrants from Venezuela, especially children under the age of five and pregnant and lactating women are vulnerable to malnutrition. Populations in-transit, who traverse difficult geographic and environmental conditions, are exposed to various factors that contribute to their risk of malnutrition, including the consumption of foods with low nutritional value. Linked to this, over 90 per cent of refugees and migrants entering Peru through Tumbes – after an average journey of 20 days – reported food and water as their main need upon arrival.⁸³⁸ Between 2021 and 2022, the prevalence of anaemia among pregnant women from Venezuela in Peru increased by 15 per cent.⁸³⁹

Refugees and migrants in-destination also report limited access to nutritious food, primarily due to insufficient economic resources, which has been further aggravated this year by the impacts of flooding and heavy rains in the northern regions. As of June

2023, nearly 507,000 people in the country were in a state of food insecurity (15 per cent of whom were in a state of severe food insecurity) with risks of this leading to malnutrition, particularly in the northern regions such as Lambayeque, Piura and Tumbes, where almost 10 per cent of Venezuelan households are located, according to the 2022 ENPOVE.⁸⁴⁰

Economic limitations and extended working hours affect the quality and quantity of food consumed in Venezuelan households, which is reflected on their diets high on carbohydrates, fat and sodium. In addition, families with multiple children consume eggs, milk and dairy derivatives as their main sources of protein, possibly as meat substitute because of financial constraints.⁸⁴¹ This is consistent with the findings from the GTRM focus group discussions where refugees and migrants expressed their concerns regarding increases in food prices and the growing difficulties faced to cover the basic food basket.⁸⁴²

[836] *Ibid.*

[837] For more information about discrimination in schools, please refer to the Education chapter.

[838] UNHCR and HIAS, *Tumbes Border Monitoring (January-April 2023)*, https://www.r4v.info/es/document/ACNUR_Monitoreo_de_Fronteras_Tumbes_abr23 and IOM, *DTM Flow Monitoring Survey in Tumbes, Round 21 (March-April 2023)*, <https://www.r4v.info/es/document/encuesta-de-caracterizacion-de-la-poblacion-venezolana-report-21-tumbes-peru>

[839] WFP, *Project "Asistencia inmediata de un fondo de ayuda de emergencia para los hogares venezolanos más vulnerables" Línea de salida. Data covered 8 regions, including Metropolitan Lima and Callao, as well as Tacna and Tumbes.*

[840] OCHA, *Peru: Flooding situation report N° 7 (as of 13 June 2023)*, <https://reliefweb.int/report/peru/peru-flooding-situation-report-no-07-13-june-2023>

[841] IOM, *Diagnóstico situacional de migrantes y refugiados venezolanos asentados en Ica, Chincha y Pisco, en el marco del servicio de distribución de canastas de alimentos y entrenamiento en prácticas saludables de alimentación, en la región Ica (February 2023).*

[842] R4V Peru (GTRM), *JNA - Focus Group Discussions with Refugees and Migrants from Venezuela (June 2023).*

Meanwhile, some indicators correlated with malnutrition in children showed improvement. For example, the ENPOVE 2022 survey identified that approximately 60 per cent of Venezuelan children have accessed post-natal control programmes and receive iron supplements,⁸⁴³ as well the Ministry of Health has reported the number of children under the age of five who had received outpatient consultations by May 2023 was already equivalent to the total number reached in 2022.⁸⁴⁴ Programmes such as *Cuna Más* (a programme

to support the development of children under the age of three living in poverty) and other nutrition support services can provide important nutritional supplements to vulnerable children's diets in Peru. However, only a small minority of refugee and migrant children were assisted through *Cuna Más* in 2022,⁸⁴⁵ even though the programme expanded its access to facilitate the affiliation of children of all nationalities with only their identification cards.⁸⁴⁶



© UNICEF - Pezantes

[843] INEI, ENPOVE Survey 2022 (January 2023), https://www.r4v.info/es/document/INEI_ENPOVE_2022.

[844] Ministry of Health, Niños de 0-5 años atendidos en consulta externa, 2022-2023, E-mail N° 0366-2023-SIS/Transparencia (19 June 2023). In 2022, almost 3,700 children under the age of five were reported; as of May 2023, over 3,600.

[845] *Cuna Más* Programme, Ministry of Development and Social Inclusion, Informe N° 21-2023-MIDIS/PNCM-UOAI-CGSE-JCL. While over 2.1 million Peruvian children were assisted, only 43 Venezuelan children accessed this programme in 2022. In 2019, access was given to refugees and migrants (more than 5,000 registered), but the COVID-19 pandemic had an impact and, after the temporary closure of this service, it was reduced.

[846] Ministry of Development and Social Inclusion, Resolución Ministerial N° 050-2022-MIDIS (30 March 2022).

PROTECTION



	PEOPLE IN NEED		♂	♀	♂	♀
	846.6 K	54.9%	32.8%	35.0%	16.6%	15.6%
CURRENTLY IN-DESTINATION						
VENEZUELAN IN-TRANSIT		29.0%	32.8%	35.0%	16.6%	15.6%
OTHERS IN-TRANSIT		29.0%	32.7%	35.0%	16.7%	15.6%
AFFECTED HOST COMMUNITIES		9.6%	35.1%	36.2%	14.5%	14.2%

Refugees and migrants face challenges with access to territory in Peru: most cannot meet the administrative and legal requirements for regular entry (which include a national passport and an apostilled criminal record),⁸⁴⁷ nor lodge asylum applications at border points,⁸⁴⁸ requiring them to enter irregularly.⁸⁴⁹ The reinforcement of the police and military presence at the border with Chile in 2023 further impaired entry to Peru and transit to Chile for several months.⁸⁵⁰ As a result of the limited regular pathways available, refugees and migrants resort to more risky alternatives and irregular routes operated by smugglers, where they are exposed to risks of extortion, physical and sexual violence, human trafficking and other forms of exploitation: according to an R4V partner's monitoring report, 29 per cent of those trying to enter Peru irregularly from February to May of 2023 reported having experienced incidents such as robbery, theft, or some sort of violence, of

which 3.5 per cent reported suffering GBV.⁸⁵¹ In Puno, 80 per cent of Venezuelan lactating women surveyed entering Peru from January to June 2023 reported experiencing ill treatment and intimidation.⁸⁵² The desperation for access to territory is linked to the significant number of Venezuelans with possible needs for international protection: for example, in Tacna, 78 per cent of Venezuelans surveyed entering the country from March to April 2023 indicated that they would face risks if they were forced to return to their country of origin: 22 per cent would not be able to access medical services, 12 per cent would face risks due to generalized violence, and 6 per cent would face threats to them or their families.⁸⁵³

Once they are able to gain access to territory – largely through irregular entry – refugees and migrants in Peru encounter difficulties accessing asylum procedures or migratory pathways to regularize their

[847] Government of Peru, *Obtain a Visa to Enter Peru: Venezuelan Citizens* (accessed 7 September 2023), <https://www.gob.pe/1063-obtener-visa-para-ingresar-al-peru-visa-humanitaria-para-ciudadanos-venezolanos>. The main limitation is that it is not possible to process the humanitarian visa at the Peruvian consulates in Ecuador, Colombia, or Venezuela, despite the visa legislation remaining in force. These consulates stopped processing humanitarian visas during the COVID pandemic and have not restarted since. The visa requirements for Venezuelans include a passport (valid or expired), an apostilled criminal record, an ID card, and 2 photos (See <https://www.gob.pe/1062-obtener-visa-para-ingresar-al-peru>). Obtaining a passport and The Hague Apostille for criminal records remains elusive for most Venezuelans in Peru. For reference, according to ENPOVE II, only 37% of Venezuelans have a passport (13% valid and 24% expired) therefore 63% of the Venezuelans cannot access the visa.

[848] Asylum applications can only be made through an online system while in country. Therefore, asylum seekers need to enter the country irregularly with the dangers this implies.

[849] UNHCR and Plan International, *Border Monitoring in Tacna* (January-February 2023), <https://www.r4v.info/es/document/ACNUR-Analisis-de-Proteccion-Tacna-feb23>; UNCHR and HIAS, *Border Monitoring in Tumbes* (January-February 2023), <https://www.r4v.info/es/document/ACNUR-Monitoreo-de-Fronteras-Tumbes-feb23>; UNHCR and HIAS, *Border Monitoring in Tacna* (March-April 2023), <https://www.r4v.info/es/document/ACNUR-Monitoreo-de-Proteccion-Tacna-emergencia-flujos-norte-abr23>. IOM, *DTM Flow Monitoring Survey in Tumbes, round 21* (March-April) (May 2023) <https://www.r4v.info/es/document/encuesta-de-caracterizacion-de-la-poblacion-venezolana-reporte-21-tumbes-peru>; in Tacna, *round 3* (January-April) (May 2023)

[850] R4V Peru (GTRM), *Situation Report on Tacna* (8 May 2023), https://www.r4v.info/sites/default/files/2023-05/20230508_GTRM-Informe_Tacna.pdf

[851] R4V Peru (GTRM), *Single Inter-agency Counting and Characterization exercise (CCUI), Tumbes* (February-May 2023).

[852] UNHCR, *Biannual Protection and Risk Analysis in Puno* (January-June 2023), <https://www.r4v.info/es/document/ACNUR-HIAS-Analisis-MonitoreoFrontera-Puno-ene-jun23>

[853] *Ibid*

status. Currently, an estimate of 35 to 42 per cent of the Venezuelan population in Peru lack migratory permits that facilitate regular stay.⁸⁵⁴ According to the National Superintendency of Migration (SNM), as of July 31st, 31,978 Venezuelans hold a *carne de extranjería*⁸⁵⁵, and 289,376 a Temporary Residence Permit (CPP). New regularization mechanisms,⁸⁵⁶ in addition to an amnesty on fines for those having been irregularly in the country⁸⁵⁷ represent some progress,⁸⁵⁸ underscoring Peru's commitment to implementing a range of measures aimed at providing documentation and access to regular status for those in an irregular situation. Despite the need for regularization to access rights and services,⁸⁵⁹ seeking asylum in Peru is currently only possible through the Ministry of Foreign Affairs' online platform, which limits access to asylum for those without an internet connection or computer literacy.⁸⁶⁰ Venezuelans seeking asylum in Peru face several additional obstacles,⁸⁶¹ including those whose

cases should be prioritized - such as GBV survivors, individuals with critical medical issues, and those with particular protection needs under the 1951 Convention - starting with lengthy delays for registration, and delays for receiving case resolutions,⁸⁶² as well as other difficulties.⁸⁶³ As of 31 July 2023, there were 532,000 asylum seekers from Venezuela in Peru, and 4,763 officially recognized Venezuelan refugees.⁸⁶⁴ An additional 32,000 Venezuelans have the *carne de extranjería*, while 289,000 Venezuelans have a CPP, and some 178,000 have other types of documentation and regular status, while an estimated 636,000 are in an irregular situation.⁸⁶⁵

An additional need of refugees and migrants from Venezuela concerns the lack of information on legal protection processes, including the benefits of regularization, and on the processes to obtain it. It was identified by refugees and migrants as their main

[854] The percentage of Venezuelans in an irregular situation in the country is an estimation based on data collected by INEI for the ENPOVE Survey 2022 and data from SNM as of 31 July 2023. The data from SNM excludes asylum-seekers and people who live in Peru but have not registered their entry at any border contro

[855] <https://www.gob.pe/7005-obtener-carne-de-extranjeria>

[856] Supreme Decree 003-2023-IN (<https://busquedas.elperuano.pe/normaslegales/decreto-supremo-que-modifica-e-incorpora-articles-vinculado-decreto-supremo-n-003-2023-in-2172936-3/>) and Resolution 109-2023-Migraciones (<https://busquedas.elperuano.pe/normaslegales/indican-requisitos-tipo-de-evaluacion-y-establecen-condici-resolucion-n-000109-2023-migraciones-2175675-1/>) initiated a new regularization process which, among other improvements to previous processes, allows for a transition to a longer-term migratory status through the Special Resident Migratory Category, enabling individuals in irregular situations until 10 May 2023 to regularize their status, and improves the online component for registration and obtaining documents through decentralized offices. The deadline to apply to this new process is 10 November 2023.

[857] Law N°31732 gave an amnesty to any foreigner with fines related to their status, which can be requested through a simple online form, and is free of charge. The deadline to apply to this new process is 10 November 2023.

[858] According to the SNM, there were 29,592 enrolments for temporary residence permits (CPP) and 72,732 fine amnesties granted as of 12 July 2023. The SNM also reported that, up to 7 July 2023, 51% of procedures initiated to waive fines have not resulted in an application for a residency extension, change of migratory status or regularization procedure. As a result, people with unconcluded procedures are unable to regularize their migratory status.

[859] Only 6% of the total estimated number of asylum-seekers (532,000) currently have received a *carne de extranjería* through the Humanitarian Migration Status. According to the SNM, some 142,000 have applied to receive another migration status without withdrawing their asylum applications. The rest have a variety of identification documents which are not officially recognized by the State nor by companies or financial institutions. This limits their right to work and does not give them access to the SIS.

[860] According to the UNHCR Results Monitoring Survey 2023, with data collected from 1,006 households of Venezuelan refugees and migrants residing in Peru registered in the case management system of UNHCR, only 43% of those who started their asylum applications have updated their data on the CEPR webpage, and 16% of those who did not do so said that this was due to problems with the platform.

[861] Once they have lodged their applications, asylum-seekers have in recent years received a variety of documents which grant them regular stay and the right to work and access financial services in certain banks. Currently, asylum-seekers receive a virtual document, issued only to adults. However, these documents have varied in recent years, and they are not well-known by companies or financial institutions, nor recognized by the authorities as identity documents. On the other hand, recognized refugees receive a *carne de extranjería* (*calidad refugiado*) and asylum-seekers who obtain a CMH receive a *carne de extranjería* (CMH). The *carne de extranjería* is recognized by the authorities and well-known by companies and banks, allowing them to work, study, open their own business, have health insurance, obtain a Taxpayer Registry (RUC) and access financial services and products.

[862] Those processing asylum claims wait an average of 37 months for their cases to be resolved. Danish Refugee Council (DRC) and Encuentros, Protection Monitoring: Peru (data through August 2023), page 6. <https://bit.ly/3r5FsNe>

[863] Recognized refugees face delays to receive the *carne de extranjería* due to a lack of interoperability between the databases of the CEPR and the SNM, while those with open procedures face delays in processing their cases due to backlogs in CEPR's data system.

[864] UNHCR, Annual Statistical Report 2022, <https://www.unhcr.org/global-trends> and UNHCR, Refugee Data Finder, <https://www.unhcr.org/refugee-statistics/download/?url=6J1Tqu>. Data from Special Commission for Refugees (CEPR).

[865] Data provided by SNM (31 July 2023). Based on the number of Venezuelan refugees and migrants in Peru at the time (1.52 million) this translates to 42% being in an irregular situation.

barrier to regularization,⁸⁶⁶ and has encouraged many to contract costly brokers of supposed immigration services and expose themselves to fraud risks. According to refugees and migrants supported by GTRM partners, the limited numbers of Venezuelans who have so far accessed the regularization process can be attributed to several factors, including a scarcity of appointments for biometrics, lengthy waiting times for enrolment, and challenges in rescheduling appointments.⁸⁶⁷ In this context, FGD participants highlighted challenges in providing the necessary documentation for Peru's regularization processes, such as notarized birth certificates of children, and the costs involved in obtaining documents which can only be issued in Venezuela, such as passports and notarized documents.⁸⁶⁸

Finally, refugees and migrants suffering violence, abuse, extortion, or exploitation often do not seek

state protection services or report such crimes to the police or the judiciary due to a lack of knowledge and confidence in state law enforcement. Similarly, those with specific needs for accessing these protection systems face limitations, such as norms and practices are not adapted to their specific needs.⁸⁶⁹ For instance, although 46 per cent of LGBTQI+ refugees and migrants surveyed said that they know of cases of psychological violence, 44 per cent physical violence and 29 per cent sexual violence against this group, focus group participants mention that fear of xenophobia limits the reporting of cases of violence.⁸⁷⁰ Additionally, refugees and migrants with disabilities needing to access protection services face challenges, due to the requirement to hold an official ID card, issued by the National Council for the Integration of Persons with Disabilities (CONADIS), which is limited to those in a regular situation.⁸⁷¹



© World Vision Peru

[866] INEI, ENPOVE Survey 2022 (January 2023), p. 92, https://www.r4v.info/es/document/INEI_ENPOVE_2022

[867] According to the SNM, only 29,592 Venezuelans have applied to the new regularization procedure (CPP2) (as of 5 July 2023). Meanwhile, the CPP is targeted at those in an irregular situation (some 35%-42% of Venezuelans in Peru).

[868] The cost to obtain a passport is approximately 200 to 300 USD, and notarized documents around 60 USD.

[869] R4V Peru (GTRM), JNA - Focus Group Discussion with CBOs in Lima (21 June 2023).

[870] IOM, *Personas Refugiadas y Migrantes de Venezuela LGTBIQ+ en Perú: Situación, Liderazgos y Colectividades* (14 July 2023), <https://www.r4v.info/es/document/personas-refugiadas-y-migrantes-de-venezuela-lgtbiq-en-peru-situacion-liderazgos-y>

[871] Digital Platform of the Government of Peru, Obtaining the registration card in the CONADIS Registry, <https://www.gob.pe/465-obtener-carnet-de-inscripcion-en-el-registro-del-conadis>

CHILD PROTECTION



	PEOPLE IN NEED		♂	♀	♂	♀
	CURRENTLY IN-DESTINATION	277.6 K 18.0%	10.0%	10.0%	41.6%	38.4%
VENEZUELAN IN-TRANSIT		11.0%	32.8%	35.0%	16.6%	15.6%
OTHERS IN-TRANSIT		11.0%	32.7%	35.0%	16.7%	15.6%
AFFECTED HOST COMMUNITIES		7.8%	10.0%	10.0%	41.6%	38.4%

The public discourse that stigmatizes the Venezuelan population – particularly youth – and the damage to infrastructure resulting from heavy rains in 2023 further expose children to risks of physical and psychological violence and labour exploitation.⁸⁷²

Refugee and migrant children were found exposed to risks of physical and emotional violence in school settings. In Lima, 24 per cent of caregivers of Venezuelan students surveyed by a GTRM partner know of cases of school bullying.⁸⁷³ In addition to their nationality being a main reason for discrimination, some Venezuelan LGBTQI+ children have also expressed concern about the lack of safe spaces to freely express their identity within their school settings.⁸⁷⁴ Consequently, a priority need for refugee and migrant children is to access safe spaces, including schools that are free from discrimination and xenophobia.

Secondly, heavy rains and floods in the north eroded the protective environments of children, since damage to households, schools, and their families' livelihoods exposed them to further protection risks.⁸⁷⁵ Damaged housing and infrastructure increased overcrowding in collective and available accommodations, at times

exposing children to violence and exploitation.⁸⁷⁶ Similarly, damage to crops and roads impacted the livelihoods of refugees and migrants.⁸⁷⁷ According to the JNA workshop with sector experts, when caregivers need to compensate lost incomes by working longer hours, this results in less time to supervise children, in turn also increasing pressures on children to engage in income-generating activities, which can be exploitative and come at the costs of continued education. Regarding child labour, according to the ENPOVE survey,⁸⁷⁸ having to work or helping their families at work is the second most reported reason (20 per cent) for children not being enrolled in the education system. The ENPOVE also highlights that an important change for adolescents and young adults has been the shift from attending school to being economically active, as only 36 per cent of youth aged 14 to 24 were working in Venezuela, while 97 per cent of those in this age range are working in Peru (which includes both those who may have discontinued school in order to work, as well as those who are beyond the age of primary and secondary school attendance). In Lima, for example, community-based organizations identified cases of children dropping out of school to work.⁸⁷⁹

[872] Peruvian authorities identified trafficking networks in Lima that force children to beg for money. Danish Refugee Council (DRC) and Encuentros, Protection Monitoring: Peru Snapshot (July 2022) https://www.r4v.info/es/document/DRC_Encuentros_Monitoreo_Proteccion_Jul2022

[873] IOM, Multisectorial Evaluation: Education, North Lima (2022) <https://dtm.iom.int/reports/peru-dtm-con-enfoque-en-estudiantes-refugiados-y-migrantes-venezolanos-y-comunidad-de-0>

[874] R4V Peru (GTRM), JNA - Focus Group Discussion with CBOs in Lima (21 June 2023).

[875] UNICEF, Perú Humanitarian Situation Report No. 1 (26 April 2023), <https://www.unicef.org/media/138331/file/Peru-Humanitarian-SitRep-No.1-04-April-2023.pdf>

[876] OCHA Peru: Rainfall 2023 (31 March 2023), <https://reliefweb.int/report/peru/peru-lluvias-2023-cifras-de-afectacion-actualizada-30032023>

[877] Ibid.

[878] INEI, ENPOVE Survey 2022 (January 2023), p. 166 and 174, https://www.r4v.info/es/document/INEI_ENPOVE_2022

[879] R4V Peru (GTRM), JNA - Focus Group Discussion in Lima (21 June 2023).

Moreover, refugee and migrant children facing violence and exploitation have limited access to national child protection services, since these do not encompass their special needs regarding regularization and documentation.⁸⁸⁰ Unaccompanied and separated children (UASC) entering the country have no standardized path to obtain protection due to a lack of clear guidelines to process their cases, and there is insufficient information about available child protection services. Some of the main reasons for refugee and migrant children requiring access to protection services include violence and abuse within homes, separation from their parents or caregivers, and teenage pregnancy.⁸⁸¹ Refugee and migrant children needing protection services interact with civil servants who are not always aware of their particularities and face delays to receive attention due to rotation of personnel.⁸⁸² For example, despite some improvements within the Special Protection Units (UPE by its acronym in Spanish) of the Ministry of Women and Vulnerable Populations, there are still no specific procedures for foreign children. Specifically, UASC and other children in need of protection services have limited access to child-friendly spaces and dedicated and specialized personnel to support them within care units. Regarding access to regularization, under

Supreme Decree 003-2023-IN the new requirement of an apostille for birth certificates represents a bigger challenge for families.⁸⁸³

Finally, refugee and migrant children with special needs, including UASC⁸⁸⁴ and children with disabilities, face difficulties navigating Peruvian child protection systems that are not designed to meet their needs. Children needing support to reunite with family members, which can involve international travel, receive limited support when accessing UPE's that do not have a budget for this. UASC, meanwhile, are particularly vulnerable to experiencing certain forms of violence, including while in transit: 100 percent of UASC surveyed entering Peru through Puno from January to June 2023 said that they had suffered xenophobic manifestations and physical aggressions on their route.⁸⁸⁵ When accessing protection services, UASC face delays due to limited coordination among migration authorities and other ministries to identify, register and grant protection services, thereby further contributing to human trafficking risks.⁸⁸⁶ Similarly, children with disabilities and in an irregular situation are unable to enter Special Basic Education Centres, denying them access to education services that match their needs.⁸⁸⁷

[880] For example, having a *carnet de extranjería* is a prerequisite to access the national health system (SIS) for children over 5 years old. In addition, according to GTRM partners, unaccompanied and separated children refrain from accessing public services out of fear of being forcibly returned to their country of origin. Barriers to accessing education services due to lack of documentation are further explored in the Education Chapter.

[881] According to the ENPOVE survey 2022, of the total number of women and girls between the ages of 12 and 49, 6.2% mentioned having been pregnant in the 6 months prior to the survey. Among the population of girls between the ages of 12 and 18, it was 2.7%. See also Danish Refugee Council (DRC) and Encuentros, Protection Monitoring: Peru (August – September 2022), <https://bit.ly/3r5FsNe>

[882] R4V Peru (GTRM), JNA - Focus Group Discussion with CBOs in Lima (21 June 2023).

[883] Although the apostille can be processed virtually, the Venezuelan Electronic Apostille and Legalization System requires a previous certification that most people do not have and that can only be obtained in Venezuela.

[884] According to the IOM DTM Flow Monitoring Survey - rounds 17 (July-August 2022), 18 (September-October 2022), and 19 (November-December 2022) - in Tumbes, in November and December, UASC represented 14% of those with special needs crossing to Peru, while in the previous four months, they were only 4%.

[885] UNHCR, Biannual Protection and Risk Analysis in Puno (January-June 2023), https://www.r4v.info/es/document/ACNUR_HIAS_Analisis_MonitoreoFrontera_Puno_ene_jun23

[886] R4V Peru (GTRM), JNA - Focus Group Discussion with CBOs in Lima (21 June 2023).

[887] A Special Basic Education Centre is an education facility adapted to the needs of the population with disabilities. Ministry of Education, *Cartilla de Matriculación para estudiantes con discapacidad*, 2022, <https://www.minedu.gob.pe/educacionbasicaespecial/pdf/cartilla-de-orientaciones-retorno.pdf>.

GENDER-BASED VIOLENCE



	PEOPLE IN NEED		♂	♀	♂	♀
	CURRENTLY IN-DESTINATION	484.2 K 31.4%	5.0%	66.0%	6.0%	23.0%
VENEZUELAN IN-TRANSIT		29.0%	32.8%	35.0%	16.6%	15.6%
OTHERS IN-TRANSIT		29.0%	32.7%	35.0%	16.7%	15.6%
AFFECTED HOST COMMUNITIES		7.7%	5.0%	66.0%	6.0%	23.0%

Refugees and migrants from Venezuela are at high risk of GBV in Peru. In 2022, 2,550 cases of GBV against refugees and migrants were reported, representing an increase of 5 per cent compared to 2021 (2,435 cases), of whom 85 per cent of survivors were Venezuelans.⁸⁸⁸ As of May 2023, over 1,200 cases were reported since the beginning of the year, suggesting a continued upward trend in GBV among the refugee and migrant population in Peru. Moreover, 40 per cent of the reported cases required the issuance of judicial protection measures, and almost 55 per cent of survivors did not have regular status in the country, which makes them more vulnerable.⁸⁸⁹ According to the ENPOVE 2022 survey, physical and psychological violence were the main reported types of violence experienced by all Venezuelans,⁸⁹⁰ followed by sexual violence (which as of May 2023, represents 23 per cent of reported cases).⁸⁹¹ According to the JNA, Venezuelan women and girls who experience GBV often fear denouncing their aggressors, especially in cases of intimate partner violence⁸⁹² where they depend economically on the perpetrator, or have lost family and community support networks disrupted by the move from their country of origin.⁸⁹³ Furthermore, the combination of

lacking awareness about available services and fear of reporting to the authorities due to being in an irregular situation, amplifies the vulnerability of the refugee and migrant population to GBV, and prevents some survivors from seeking help.⁸⁹⁴

Population groups with specific needs, such as Venezuelan girls, women and LGBTQI+ persons, find it particularly difficult to exercise their rights to live a life free of violence, along with ensuring their bodily autonomy, due to socio-cultural barriers. During the GTRM's focus group discussions held with refugees and migrants in Lima, Venezuelan women participants emphasized their experiences of being stigmatized and hypersexualized, leading to heightened harassment and abuse against them. These focus groups also identified a growing tolerance and acceptance of GBV against Venezuelan women and girls as a factor deterring them from reporting or presenting complaints of GBV to the competent authorities.

Finally, refugees and migrants face barriers to access direct assistance for GBV survivors, particularly in terms of legal, health and psychosocial services. As noted during the focus group discussions, limited

[888] These include all types of GBV, including sexual violence against male victims, as well as various forms of violence against women and girls. In 2021, 2,435 GBV cases were reported; in 2022, 2,550 cases. Aurora Programme, Ministry of Women and Vulnerable Populations, Carta N° D000170-2023-MIMP-AURORA-REI (8 June 2023).

[889] Aurora Programme, Ministry of Women and Vulnerable Populations, Data Portal (May 2023), <https://portalestadistico.aurora.gob.pe/tipos-de-poblacion-2023/>. The risk levels are evaluated through a form, which in turn, depending on the level of severity, allows protection measures to be issued quickly for the survivor of GBV.

[890] INEI, ENPOVE Survey 202 (January 2023), p. 26, https://www.r4v.info/es/document/INEI_ENPOVE_2022

[891] Aurora Programme, Ministry of Women and Vulnerable Populations, Data Portal (May 2023), <https://portalestadistico.aurora.gob.pe/tipos-de-poblacion-2023>

[892] INEI, ENPOVE Survey 2022 (January 2023), https://www.r4v.info/es/document/INEI_ENPOVE_2022. Note that most cases of physical and psychological violence are perpetrated by their partners (41% and 32% respectively).

[893] R4V Peru (GTRM), JNA - Focus Group Discussions with Refugees and Migrants from Venezuela (June 2023).

[894] *Ibid.*

information persists on the mechanisms and entities available to present complaints, which contributes to the underreporting of GBV cases.⁸⁹⁵ Refugees and migrants express mistrust of how the procedures are handled, and perceive that the locations for seeking assistance (usually police stations) do not offer comprehensive services, and lack privacy and confidentiality.⁸⁹⁶ Venezuelan community members recounted cases where the authorities rejected complaints and

officers expressed prejudices and stereotypes about Venezuelan women rather than assisting them. In 2022, due to regional and municipal elections in Peru, there was a rotation of local government personnel, which in-turn caused delays affecting procedures and response capacity related to GBV case management in key institutions such as the Local Ombudsperson's Office for Children and Adolescents (DEMUNA) or the Women's Emergency Center (CEM).

HUMAN TRAFFICKING & SMUGGLING



	PEOPLE IN NEED		♂	♀	♂	♀
	325.4 K	21.1%	32.8%	35.0%	16.6%	15.6%
CURRENTLY IN-DESTINATION	325.4 K	21.1%	32.8%	35.0%	16.6%	15.6%
VENEZUELAN IN-TRANSIT		29.0%	32.8%	35.0%	16.6%	15.6%
OTHERS IN-TRANSIT		29.0%	32.7%	35.0%	16.7%	15.6%
AFFECTED HOST COMMUNITIES		19.9%	35.1%	36.2%	14.5%	14.2%

Human trafficking and smuggling continue growing and posing a higher risk to refugees and migrants. From January 2021 to June 2023, according to the Public Prosecutor's Office, specialized prosecutors attended a total of 4,223 cases nationwide linked to human trafficking and smuggling – 1,555 victims between January to June 2023, representing an increase of 53 per cent from 2022 – of which 45 per cent correspond to non-Peruvian victims. Most cases were registered in Arequipa and Metropolitan Lima.⁸⁹⁷ As of June 2023, 30 per cent of identified human trafficking victims were children. In Lima, during the first quarter of 2023, there were 767 victims of human trafficking identified, of whom 80 per cent were Venezuelans, and most were trafficked for the purpose of sexual exploitation.⁸⁹⁸

smuggling gangs, which are often also involved in other illegal activities,⁸⁹⁹ are flourishing, and are becoming more violent and sophisticated in their modus operandi. These organizations use methods based on extreme violence, coercion, extortion, and take advantage of the vulnerability of refugees and migrants, both in-destination and in-transit. False offers of employment are the primary method traffickers use to lure their victims. Furthermore, the current requirements for Venezuelans to regularly enter Peru are unattainable for most (see above under Protection), leaving many with no alternative than to resort to smugglers to facilitate their transit via irregular routes. As of April 2023, 19 per cent of refugees and migrants entering Peru through Tacna and 26 per cent of those crossing the border through Tumbes reported entering at least one time prior, and often more, which demonstrates the cyclical and repeated nature of some of these

According to observations and border monitoring by R4V partners and sectoral experts, trafficking and

[895] *Ibid.*

[896] *Ibid.*

[897] Public Prosecutor's Office, *Fiscalías Especializadas en Delitos de Trata de Personas y Tráfico Ilícito de Migrantes (June 2023)*. During this period, 46% of cases were related to human trafficking, 26% to smuggling, and 28% related crimes.

[898] National Police of Peru (PNP), *Dirección de Trata de Personas y Tráfico Ilícito de Migrantes (DIRCTPTIM) (June 2023)*.

[899] There are indications that these groups are the same as those engaging in drug trafficking, due to the estimated profitability of human trafficking. See: Valdés et al, *Criminal economies and its impact on Peru*, p. 86, 2022 <https://chsalternativo.org/publicaciones/las-economias-criminales-y-su-impacto-en-el-peru-cuales-cuanto-donde-como/>



© WFP - Paul Vallejos

irregular border crossings.⁹⁰⁰ This situation, whereby refugees and migrants cross borders multiple times, puts them at a higher and repeated risk of exploitation by the criminal networks that control these routes, as in Tumbes, where 12 per cent of Venezuelans surveyed said they had to pay them to cross the border, and must do so with each crossing.⁹⁰¹

Refugees and migrants from Venezuela continue to be trafficked for labour exploitation to Peru, as well as exploited for labour upon arrival or while in-transit through the country. Due to worsened economic conditions, the increased cost of living, and irregular status upon arrival to Peru, refugees and migrants in-transit and recently arrived in-destination tend to accept informal jobs that can result in situations of exploitation. In Lima, as of June 2023, around one third of Venezuelan trafficking victims identified were reportedly trafficked for the purpose of labour exploitation.⁹⁰² GTRM focus group participants also reported being aware of cases of Venezuelans who came to Peru deceived with false job opportunities.

Refugee and migrant victims of trafficking face barriers to access justice, which in-turn further contributes to the widespread underreporting of these crimes. The available complaint mechanisms remain unclear, also owed to the multiplicity of actors involved. Operational and capacity limitations persist for the adequate prevention and prosecution of these crimes.⁹⁰³

Likewise, people at risk of or victims of trafficking face difficulties to meet their basic needs and access essential protection services. The limited resources, personnel, capacities, and deployment of protection services affect the execution of protection measures, including access to regularization for victims of trafficking. There are also deficiencies in services for adult men and LGBTQI+ victims of trafficking, for whom there are no referral routes and limited institutional support.⁹⁰⁴ Finally, there have been some cases identified of victims of trafficking choosing to return to their places of exploitation, after being unable to find opportunities for socioeconomic and labour reintegration in other areas.⁹⁰⁵

[900] IOM, DTM Flow Monitoring Survey in Tumbes, round 21 (March-April 2023) <https://www.r4v.info/es/document/encuesta-de-caracterizacion-de-la-poblacion-venezolana-reporte-21-tumbes-peru>; in Tacna, round 3 (January-April).

[901] UNHCR and HIAS, Tumbes Border Monitoring (January-April 2023), https://www.r4v.info/es/document/ACNUR_Monitoreo_de_Fronteras_Tumbes_abr23.

[902] National Police of Peru (PNP), Dirección de Trata de Personas y Tráfico Ilícito de Migrantes (DIRCTPTIM) (June 2023).

[903] Venezuelan victims of trafficking also do not report cases either because they are unaware of the reporting channels, or out of fear of approaching the authorities and being expelled or punished.

[904] IOM, Diagnóstico situacional de los delitos de trata de personas y tráfico ilícito de migrantes en la región: Tumbes, p. 45 (June 2022), https://www.r4v.info/es/document/OIM_Gob_Tumbes_Diagnostico_Delitos_de_Trata_y_Trafico_de_migrantes_Feb22

[905] R4V Peru (GTRM), JNA – Focus Group Discussions with Refugees and Migrants from Venezuela (June 2023).

SHELTER



	PEOPLE IN NEED		♂	♀	♂	♀
	556.7 K	36.1%	32.8%	35.0%	16.6%	15.6%
CURRENTLY IN-DESTINATION						
VENEZUELAN IN-TRANSIT		74.0%	32.8%	35.0%	16.6%	15.6%
OTHERS IN-TRANSIT		74.0%	32.8%	35.0%	16.6%	15.6%
AFFECTED HOST COMMUNITIES		26.0%	35.1%	36.2%	14.5%	14.2%

Access to decent and safe housing remains a priority need for refugees and migrants in-transit and in-destination in Peru. The lack of income-generating activities is a primary factor preventing refugees and migrants from finding and affording adequate housing.⁹⁰⁶ Continued inflation of approximately 8 per cent in 2023, affecting the prices of items and services such as food, transportation, and hygiene items, also contributed to an inability of refugees and migrants to cover the increase in rental costs imposed by landlords.⁹⁰⁷ According to the ENPOVE 2022 survey, 93 per cent of Venezuelans in Peru lived in rented accommodations and are therefore impacted by this increase in costs. Moreover, the absence of formal rental agreements contributes to tenants' uncertainty about the security of their tenure. Additionally, as of February 2023, a new legal requirement for landlords to request the presentation of a document verifying a foreigner's regular status in the country came into force. While the concrete regulations on the law's implementation are yet to be finalized, once implemented, it may make it almost impossible for those in an irregular situation to formalize rental agreements, significantly impacting the up to 42 per cent of refugees and migrants from Venezuela who remain in an irregular situation in Peru, exposing them to grave risks of evictions and homelessness.⁹⁰⁸

Refugees and migrants in Peru often reside in overcrowded conditions, in low-cost housing, with critical structural and habitability defects. More than half of Venezuelan families live in one-room apartments, while the average Venezuelan household in Peru consists of 4.4 members.⁹⁰⁹ According to the ENPOVE 2022 survey, 23 per cent of Venezuelan households were not connected to running water or a sewage system, and 40 per cent did not have internet access. Furthermore, due to job instability, Venezuelan households frequently move from residences and neighborhoods, which further impacts refugees' and migrants' mental health, and children's educational prospects.⁹¹⁰ Refugees and migrants often reside in settlements located on the outskirts of cities far away from employment, healthcare facilities, and other essential services, and are at high risk of being impacted by disasters such as landslides, due to unstable soil conditions. In the 2023 emergency in the north caused by flooding and heavy rains,⁹¹¹ an R4V partner's survey revealed that out of the one third of people interviewed who had suffered damage to their property or were left without shelter due to heavy rainfalls, 40 per cent belonged to the refugee and migrant population.⁹¹²

[906] R4V Peru (GTRM), JNA - Focus Group Discussions with Refugees and Migrants from Venezuela (June 2023).

[907] INEI, Informe técnico de variación de precios, p. 1 (June 2023).

[908] R4V Peru (GTRM), JNA - Basic Needs Sector Workshop (21 June 2023). In February 2023, the Migration Law (LD 1350) was amended, and now includes a requirement for landlords to request that foreign citizens present a document evidencing their legal status. The law has been approved, but the regulation on how to implement it has not yet been finalized. The actual impact of the law on refugees and migrants will depend on the way the regulation is drafted.

[909] INEI, ENPOVE Survey 2022 (January 2023), https://www.r4v.info/es/document/INEI_ENPOVE_2022

[910] R4V Peru (GTRM), JNA - Focus Group Discussions with Refugees and Migrants from Venezuela (June 2023).

[911] OCHA, Peru: Flooding situation report N° 7 (as of 13 June 2023), <https://reliefweb.int/report/peru/peru-flooding-situation-report-no-07-13-june-2023>

[912] HIAS, Evaluación Rápida de Necesidades ante la Emergencia Climática, 2023.

Refugees and migrants in-transit struggle to find temporary shelter solutions, particularly at the northern and southern borders of Peru.⁹¹³ In Tacna for example, where there is only one shelter, up to 400 refugees and migrants became stranded and were temporarily sleeping on the streets or other public spaces in early

2023. In addition to the dangers posed for refugees and migrants in situations of vulnerability, this also subsequently exacerbated tensions and fueled xenophobia within the host community, as locals perceived an increase in insecurity.⁹¹⁴

WASH



	PEOPLE IN NEED		♂	♀	♂	♀
	331.5 K	21.5%	32.8%	35.0%	16.6%	15.6%
CURRENTLY IN-DESTINATION						
VENEZUELAN IN-TRANSIT		94.0%	32.8%	35.0%	16.6%	15.6%
OTHERS IN-TRANSIT		94.0%	32.7%	35.0%	16.7%	15.6%
AFFECTED HOST COMMUNITIES		19.0%	35.1%	36.2%	14.5%	14.2%

Priority WASH needs are shaped by the water scarcity impacting all of Peru, particularly along the country's arid coastline, where most refugees and migrants are settled and in-transit. Peru is among the world's most water-insecure countries.⁹¹⁵ In 2023, extreme weather phenomena causing heatwaves and heavy sudden rainfalls further exacerbated the problem of water scarcity, with disproportionate impacts on vulnerable populations, including refugees and migrants. A rapid needs assessment conducted by a GTRM partner during the flooding emergency in Lambayeque, Lima, Tacna, and Tumbes demonstrated that 69 per cent of the refugee, migrant and host community population living in areas affected by heavy rainfalls in March and April did not have enough water, mainly due to water scarcity and water contamination in the region, to satisfy their basic domestic needs, such as cooking,

washing, cleaning and hygiene. Likewise, 63 per cent of the surveyed population did not have access to potable water.⁹¹⁶

Another persistent issue is the poor water and sanitation infrastructure of refugees and migrants' households and community spaces.⁹¹⁷ According to the ENPOVE 2022 survey, 23 per cent of Venezuelan households lacked access to running water or connection to a sewage system. Consequently, these households relied on water trucking, costing approximately PEN 17 per cubic meter (equivalent to USD 4.50), almost five times more than what households connected to piped water pay.⁹¹⁸ Additionally, due to limited knowledge of waste management and environmental issues, many households manage their solid and liquid waste in an unsustainable manner, including by accumulating trash in the open and along public roads and burning

[913] With only 16 shelters with spaces for 300 people supporting refugees and migrants in the country, particularly at the northern and southern borders, there is a lack of capacity for emergency shelter response, resulting in refugees and migrants resorting to sleeping on the streets or in other public spaces. R4V Peru (GTRM) Shelter-CCCM Working Group's mapping of temporary collective shelters. R4V partners have agreements with hotels to complement the capacity of these shelters in case of emergency.

[914] Encuentros/DRC, Evaluación Rápida de las Necesidades de Protección en Tacna, Perú (Abril 2023), <https://www.encuentros-sjs.org/2023/05/16/evaluacion-rapida-de-las-necesidades-de-proteccion-en-tacna-peru-abril-2023/>

[915] IOM, Assessing the Evidence: Climate Change and Migration in Peru, 2021 <https://publications.iom.int/system/files/pdf/assessing-the-evidence-peru.pdf>

[916] HIAS, Evaluación Rápida de Necesidades ante la Emergencia Climática, 2023.

[917] R4V Peru (GTRM), JNA - Basic Needs Sector Workshop (21 June 2023).

[918] National Superintence for Sanitary Services (SUNASS), 2023 <https://www.gob.pe/institucion/sunass/noticias/719068-familias-sin-acceso-a-red-de-agua-potable-consumen-3-veces-menos-pero-pagan-el-doble-en-comparacion-a-quienes-si-cuentan-con-el-servicio>

it.⁹¹⁹ Restricted access to quality water and inadequate sanitation services pose serious health risk to households increasing the potential for the spread of diseases.

Access to hygiene supplies is also an essential WASH need for the refugee and migrant population, both in destination and in transit.⁹²⁰ GTRM partners have highlighted the scarcity and increase in prices of basic hygiene supplies, such as soap, shampoo and toothpaste.⁹²¹ A lack of access to these hygiene products is associated with increased spread of communicable diseases.⁹²² This is in line with the concerns expressed by participants of the focus group discussion in Tumbes regarding the high probability of infection among the refugee and migrant population during the dengue outbreak, especially given ENPOVE survey data which shows that Venezuelans in Tumbes have the least access to water and sanitation services, and are thus forced to store water in containers that

may be inadequately sealed and contribute to the proliferation of mosquitoes.⁹²³ Moreover, the needs for hygiene products vary among diverse groups of refugees and migrants, including those in transit. Examples include menstrual hygiene items for women and girls of reproductive age, who comprise approximately 35 per cent of the refugee and migrant population in Peru, or diapers for infants.⁹²⁴

Lastly, participants in the JNA workshop highlighted the distinct WASH needs of refugees and migrants in-transit, who face acute difficulties accessing water and sanitation services during their long and treacherous journey across Peru. In addition, water and food (95 per cent) were repeatedly identified as the number one need among people in-transit in Tumbes.⁹²⁵ Among refugees and migrants in-transit in Tacna, access to potable water was also identified as one of their primary needs.⁹²⁶

[919] *Ibid.*

[920] *In Tumbes, 27 per cent of those surveyed entering the country report a need to access hygiene and personal care products. Data from UNHCR, Tumbes Border Monitoring (January-April 2023), https://www.r4v.info/es/document/ACNUR_Monitoreo_de_Fronteras_Tumbes_abr23*

[921] *INEI, Variación de los indicadores de precio de la economía (July 2023).*

[922] *UNHCR, Water, sanitation and hygiene (accessed 7 September 2023), <https://www.unhcr.org/what-we-do/protect-human-rights/public-health/water-sanitation-and-hygiene/>*

[923] *R4V Peru (GTRM), JNA - Focus Group Discussion with CBOs in Tumbes (22 June 2023).*

[924] *R4V Peru (GTRM), JNA – Estimation based on existing data, 2023.*

[925] *IOM, DTM Flow Monitoring Survey in Tumbes, rounds 20, 21 and 22 (2023), <https://dtm.iom.int/peru>*

[926] *IOM, DTM Flow Monitoring Survey in Tacna, rounds 2 and 3 (2023), <https://dtm.iom.int/peru>; UNHCR, Border Protection Monitoring, Tacna Emergency 2023 (March and April 2023), https://www.r4v.info/es/document/ACNUR_Monitoreo_de_Proteccion_Tacna_emergencia_flujos_norte_abr23*



CARIBBEAN

CARIBBEAN AT A GLANCE

PEOPLE IN NEED (PIN)

75.7% **161.4 K**
CURRENTLY IN-DESTINATION














75.2%
AFFECTED HOST COMMUNITIES



POPULATION IN NEED BY AGE AND GENDER



All percentages and absolute values used in maps, graphs and other infographics are, unless stated otherwise, based on the number of Venezuelan refugees and migrants in-destination, as reported in the August 2023 population update.

		PEOPLE IN NEED (PIN)		
SECTOR		IN-DESTINATION		AFFECTED HOST COMMUNITIES
	INTERSECTOR	75.7%	161.4 K	75.2%
	EDUCATION	14.1%	30.0 K	18.8%
	FOOD SECURITY	46.4%	98.9 K	49.9%
	HEALTH	44.0%	93.7 K	45.5%
	HUMANITARIAN TRANSPORTATION	36.9%	78.7 K	36.9%
	INTEGRATION	69.6%	148.3 K	67.3%
	NUTRITION	9.0%	19.2 K	10.2%
	PROTECTION	73.2%	156.1 K	70.8%
	CHILD PROTECTION	15.4%	32.7 K	17.3%
	GENDER-BASED VIOLENCE (GBV)	24.8%	52.9 K	27.2%
	HUMAN TRAFFICKING & SMUGGLING	18.1%	38.5 K	18.7%
	SHELTER	34.7%	74.0 K	35.9%
	WASH	28.2%	60.1 K	28.5%

PLATFORM OVERVIEW

The R4V Caribbean Sub-Regional Platform carried out joint needs assessments (JNA) in 2023 which included a secondary data review (SDR) process in the five countries of the sub-region: Aruba,⁹²⁷ Curacao,⁹²⁸ the Dominican Republic,⁹²⁹ Guyana⁹³⁰ and Trinidad and Tobago.⁹³¹ In addition, R4V National Platforms in the Dominican Republic and Trinidad and Tobago conducted focus group discussions (FGDs) with refugees and migrants in July and August 2023⁹³² as part of an inter-agency effort to directly consult the population in-destination regarding their priorities and needs.

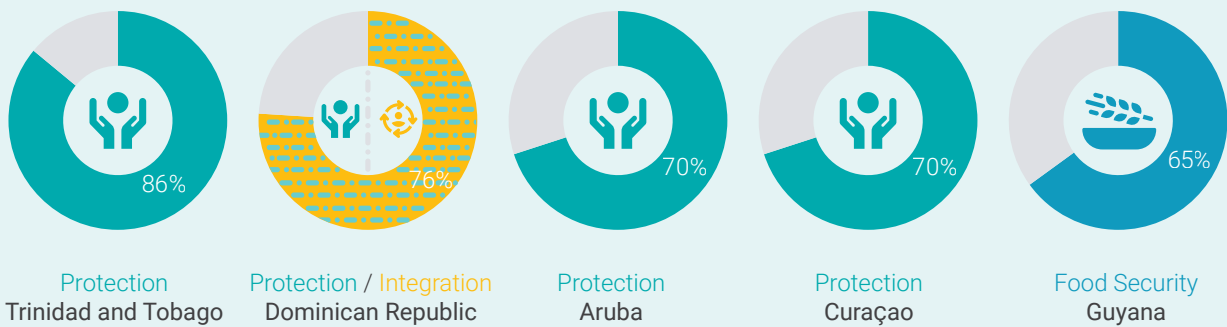
Many Caribbean nations in the sub-region with relatively small local populations host comparatively large numbers of refugees and migrants from Venezuela. The Dominican Republic hosts the largest number of Venezuelan refugees and migrants in the sub-region, estimated at 124,141 (July 2023),⁹³³ most of whom arrive by plane through formal entry points. However, for the four other countries of the sub-region, refugees

and migrants often arrive irregularly (particularly by boat, including along the fluvial border between Guyana and Venezuela).⁹³⁴

Across the sub-region, lack of access to regular status is the predominant concern, particularly affecting refugees and migrants in Aruba, Curaçao, the Dominican Republic, and Trinidad and Tobago. One significant implication of this is that they are at risk of detention, deportation and *refoulement* from some host countries. Lack of access to regular status and formal employment exposes refugees and migrants to protection risks such as trafficking, labour exploitation, and sexual exploitation, while children born to those without regular status are at risk of statelessness. While Venezuelans in Guyana have access to regular stay permits, these do not allow them to legally work, resulting in negative coping mechanisms, protection risks, and a lack of self-reliance. In Trinidad and Tobago, refugee and migrant children's lack of regular status has resulted in over 5,000 children being unable to

-
- [927] *Principal resources consulted for Aruba included: R4V Partners (IOM, UNHCR, PADF, HIAS, VENEARUBA) R4V Participatory Assessment 2022 -Focus Group Discussions (FGD) with refugees and migrants from Venezuela and host community members (January-June 2022). The groups consisted of: (i) 11 women from Venezuela; (ii) 10 men from Venezuela; (iii) representatives from R4V partner organizations; (vi) 15 women from Venezuela; (v) 11 men from Venezuela.*
- [928] *Principal resources consulted for Curaçao included: R4V National Platform Members, Participatory Assessment (2021) (unpublished); FGDs with refugees and migrants and host community members (2021).*
- [929] *Principal resources consulted for the Dominican Republic included: Inter-American Development Bank, Profiling Venezuelan Refugees and Migrants in the Dominican Republic (May 2023), <https://publications.iadb.org/en/profiling-venezuelan-refugees-and-migrants-dominican-republic> and Coalición por Venezuela, Garantías para la regularización: Distintas crisis, mismos derechos, Resumen de lecciones aprendidas, retos y alcance de las organizaciones miembros de la Coalición por Venezuela en el marco de su IV Asamblea General (November 2022), <https://www.coalicionporvenezuela.org/>*
- [930] *Principal resources consulted for Guyana included: IOM, DTM, Flow Monitoring Surveys of Indigenous Venezuelan Nationals in Guyana, Round 5 (March 2023), <https://dtm.iom.int/guyana> ; CARICOM, CDEMA, WFP and FAO, Caribbean Food Security and Livelihoods Survey: Guyana Summary Report (January 2023), <https://docs.wfp.org/api/documents/WFP-0000146552/download/>*
- [931] *Principal resources consulted for Trinidad and Tobago included: R4V Caribbean, 2022 Inter-agency Participatory Assessment: Trinidad and Tobago (17 November 2022), <https://www.r4v.info/en/document/2022-interagency-participatory-assessment-trinidad-tobago>; IOM, DTM, Trinidad and Tobago: Monitoring Venezuelan Citizens Presence, Round 5 (Nov-Dec 2022) (March 2023), <https://dtm.iom.int/reports/trinidad-and-tobago-monitoring-venezuelan-citizens-presence-round-5-november-december-2022>; UNHCR, Refugees and Asylum-Seekers Survey (19 October-19 November 2022), <https://data.unhcr.org/en/documents/details/103000>.*
- [932] *In the Dominican Republic, R4V partners held FGDs on 13 July 2023. Participants included 35 representatives from civil society organizations of Venezuelan refugees and migrants, government personnel, NGOs and other UN Agencies. In Trinidad and Tobago, R4V partners held FGDs with 188 Venezuelans in both rural and urban areas between July and August 2023. The groups were randomly sampled by demographics, from UNHCR's case management database ProGres or from community support groups. Each group consisted of 5-12 participants. In groups of less than 5 people, R4V partners held key informant interviews.*
- [933] *R4V, Venezuelan Refugees and Migrants in Latin America and the Caribbean (May 2023), <https://www.r4v.info/es/document/r4v-america-latina-y-el-caribe-refugiados-y-migrantes-venezolanos-en-la-region-may-2023>. Estimate for the Dominican Republic based on data from the General Directorate for Migration (DGM), National Office for Statistics (ONE), 2017 National Immigration Survey (ENI).*
- [934] *R4V, Movements Report, Second Quarter 2023 (August 2023), <https://www.r4v.info/en/movements-report-q2-2023>*

TOP SECTORAL NEEDS OF IN-DESTINATION VENEZUELAN IN CARIBBEAN COUNTRIES



The figures in the above graphic correspond to the percentage of surveyed Venezuelans in-destination in need of assistance per sector.

Source: Caribbean R4V Subregional Platform.

attend public schools to date,⁹³⁵ while refugees and migrants in Aruba and Curaçao without regular status are not able to access healthcare without incurring significant debts.⁹³⁶

Populations with specific protection needs in the Caribbean include indigenous persons (particularly in Guyana and Trinidad and Tobago), LGBTQI+ persons, the elderly, and persons living with HIV/AIDS. Women, girls, and LGBTQI+ persons are especially vulnerable to GBV and sexual violence. Challenges faced by refugees and migrants in the sub-region are exacerbated by xenophobia and discrimination.

Refugees' and migrants' lack of access to the formal labour market often results in lower wages, higher job insecurity, and difficulty meeting basic needs such as

food and housing. These challenges are compounded by rising costs and widespread unemployment across the Caribbean in 2022 and 2023, particularly affecting Venezuelan refugees and migrants.⁹³⁷ Food security is a key concern for host communities, refugees and migrants, with 51 per cent of households surveyed in the Caribbean in May 2023 reporting that they lack access to sufficient, safe and nutritious food.⁹³⁸ In Trinidad and Tobago, 70 per cent of refugees and migrants surveyed in late 2022 reported that they could afford fewer goods and services compared to the same time the year before.⁹³⁹ Another important challenge to integration and self-reliance in the sub-region is the limited recognition of Venezuelan academic and professional qualifications in host countries due to complicated and lengthy processes.

[935] UNHCR, ProGres Database (internal) (July 2023).

[936] Information provided by R4V partners in Aruba and Curaçao (August 2023).

[937] CARICOM, CDEMA, WFP and FAO, Caribbean Food Security and Livelihoods Survey (May 2023), <https://www.wfp.org/publications/caribbean-food-security-livelihoods-survey-may-2023->

[938] *Ibid.*

[939] UNHCR, Refugees and Asylum-Seekers Survey (19 October-19 November 2022), <https://data.unhcr.org/en/documents/details/103000>

EDUCATION



	PEOPLE IN NEED					
CURRENTLY IN-DESTINATION	30.0 K	14.1%	12.5%	14.0%	38.5%	35.0%
AFFECTED HOST COMMUNITIES		18.8%	16.0%	17.7%	34.4%	31.9%

Refugees and migrants face legal, financial, administrative, and practical constraints that prevent children from continuing their education in the five Caribbean countries. Furthermore, language barriers (in the case of Aruba, Curaçao, Guyana, and Trinidad and Tobago), discrimination, and lack of recognition of primary and secondary education credentials further limit their access to education.

Access to Public Schools

In Aruba and Curaçao, universal access to education is part of their legal frameworks; however, refugees and migrants face constraints that limit their access to education. In Trinidad and Tobago, while in July 2023 the government announced plans to integrate refugee and migrant children into primary schools,⁹⁴⁰ to date, regular status and documentation requirements have prevented over 5,000 refugee and migrant children from enrolling in and accessing public schools in the country,⁹⁴¹ leading to a denial of their right to education and forcing families to search for alternatives. Lack of information on the enrollment process and required documents continue to create further challenges to educational advancement.

Refugee and migrant households in the sub-region also face financial difficulties due to limited income, leading them to deprioritize education-related expenses such as insurance fees, transportation costs, internet, and school materials.⁹⁴² For example, in Aruba, Curaçao and Trinidad and Tobago, student insurance is mandatory to attend school, which can be costly for refugee and migrant families and difficult to access due to documentation requirements. Moreover, refugees and migrants who do not have access to public schools face challenges accessing alternative online classes due to high costs of internet and technology.⁹⁴³

Meanwhile, in remote areas of Guyana which border Venezuela, refugees and migrants struggle with limited public school enrollment capacities and lack of transportation.⁹⁴⁴ Fifty-nine per cent of Venezuelan respondents to a survey stated that their children were not attending formal classes due to language barriers, distance to school, and lack of teachers.⁹⁴⁵ Finally, although the Dominican Republic grants access to education regardless of regular status, local Venezuelan organizations report administrative difficulties securing limited enrollment slots in public schools.⁹⁴⁶

[940] See, e.g., Jesse Ramdeo, "School Doors Open for Migrants in September," *The Trinidad and Tobago Guardian* (14 July 2023), <https://www.guardian.co.tt/news/school-doors-open-for-migrants-in-september-6.2.1752191.26cb2f9dce> As of September 2023, some 100 slots had been identified to enroll refugee and migrant children into schools in Trinidad and Tobago. Carisa Lee, "Way Clear for Over 100 Venezuelan Migrant Children to Attend School," *The Trinidad and Tobago Guardian* (2 September 2023), <https://www.guardian.co.tt/news/way-clear-for-over-100-venezuelan-migrant-children-to-attend-school-6.2.1790723.87fe3ee118>

[941] *In Trinidad and Tobago, refugee and migrant children cannot access public education without student permits issued by the Ministry of Education to foreigners when their parents have work permits. Most refugees and migrants do not have such permits. No domestic legislation exists for asylum procedures and the Immigration Act of 1969 (revised in 2014) makes no mention of refugees or asylum-seekers. Figures from UNHCR ProGres Database (July 2023).*

[942] R4V Caribbean Platform, *Education Sector Background Note (July 2023)*, <https://www.r4v.info/en/document/education-sector-background-notes-caribbean-july-2023>

[943] UNHCR *Trinidad and Tobago, Equal Place: Education Programme* (accessed 30 July 2023), <https://help.unhcr.org/trinidadandtobago/faqs/equal-place-education-programme/>.

[944] IOM, DTM, *Flow Monitoring Surveys of Indigenous Venezuelan Nationals in Guyana, Round 5 (March 2023)*, <https://dtm.iom.int/guyana>

[945] *Ibid.*

[946] R4V Caribbean, *JNA, FGDs: Dominican Republic (July 2023)*.

Language and Cultural Gaps

Language barriers present a significant challenge for refugee and migrant students in Aruba, Curaçao, Guyana, and Trinidad and Tobago, where the language of instruction (Dutch, Papiamentu or English) differs from their native tongues (Spanish and indigenous languages, such as Warao). This poses obstacles to effective learning and academic success. Refugee and migrant children have specific and unmet needs as a result of teachers lacking the necessary training and skills to support second-language learners, while dedicated support for second language-learning and cultural integration programs are limited.⁹⁴⁷ Other barriers to refugee and migrant children's educational

advancement include xenophobia and discrimination: for example, Venezuelan refugee and migrant children encounter bullying and discrimination in schools based on their nationality, impacting their mental health, academic performance and local integration.^{948,949,950}

Recognition of Academic Records and Certificates

The inability to secure recognition and validation of previous primary and secondary studies completed in Venezuela undermines the educational advancement of refugees and migrants in the Caribbean. Moreover, in Aruba, Curaçao, and the Dominican Republic, children in irregular situations face barriers to obtaining certificates or diplomas upon graduation due to documentation requirements.

FOOD SECURITY



CURRENTLY IN-DESTINATION

PEOPLE IN NEED



AFFECTED HOST COMMUNITIES

98.9 K	46.4%	30.7%	42.1%	13.4%	13.8%
	49.9%	30.3%	42.5%	13.1%	14.1%

In the Caribbean, food insecurity affects both host communities and refugees and migrants from Venezuela, largely due to their inability to afford sufficient food because of income loss and rising costs, but also due to lack of food availability in remote areas. In addition to the overall food needs, there are sub-groups with specific food security needs, including indigenous persons, pregnant and lactating women, the elderly, disabled individuals, and children under the age of five, who experience heightened challenges

in securing adequate amounts of nutritious food. Consultations with indigenous Venezuelans in Guyana and Trinidad revealed that this group is particularly affected by food insecurity in these countries; although these were carried out in 2021, according to R4V partners' observations, this situation has worsened.⁹⁵¹ In Guyana, 17 per cent of indigenous refugee and migrant respondents in rural areas said that they eat one meal per day, while 53 per cent ate twice.⁹⁵² Seventy-nine per cent reported limited access to

[947] R4V Caribbean, *Participatory Assessment Exercise, Trinidad and Tobago (July-August 2023) – Theme: Perspectives on Migration, Education and Present responsibilities and thoughts for the future (22 July 2023)*. Participant from refugee and migrant community response: "We want to understand them and them to understand us." See also *Coalición por Venezuela, Garantías para la regularización: Distintas crisis, mismos derechos Resumen de lecciones aprendidas, retos y alcance de las organizaciones miembros de la Coalición por Venezuela en el marco de su IV Asamblea General (November 2022)*.

[948] R4V Partners in Aruba noted that refugees and migrants repeatedly shared experiences of discrimination and incidents where their children who were attending school experienced bullying. R4V Caribbean, *partners' observations and internal reports, Aruba, 2022-2023*.

[949] Inter-American Development Bank, *Profiling Venezuelan Refugees and Migrants in the Dominican Republic (May 2023)*, <https://publications.iadb.org/en/profiling-venezuelan-refugees-and-migrants-dominican-republic>

[950] R4V Caribbean, *Participatory Assessment: Curaçao (2021)*

[951] R4V, *National Roundtables of Consultations with Venezuelan Indigenous Peoples: Guyana (2021)*, <https://www.r4v.info/en/document/national-roundtables-consultation-venezuelan-indigenous-peoples-2021-guyana> and R4V, *National Roundtables of Consultations with Venezuelan Indigenous Peoples: Trinidad and Tobago (2021)*, <https://www.r4v.info/sites/default/files/2022-05/National%20Roundtables%20Indigenous%20%28TT%29.pdf>

[952] IOM, DTM, *Flow Monitoring Surveys of Indigenous Venezuelan Nationals in Guyana, Round 5 (2023)*, <https://dtm.iom.int/guyana>

markets due to unavailability, distance, item costs, and related transportation expenses.⁹⁵³

Inability to Afford Sufficient Quantities of Quality Food

Obtaining sufficient quality food to meet nutritional needs is a challenge for host communities as well as refugees and migrants. Across the Caribbean, livelihood disruptions, including temporary or permanent job losses and high unemployment, as well as high prices and inflation, have contributed to growing food insecurity, with respondents from all five R4V countries indicating livelihood disruptions in 2023.⁹⁵⁴ According to a May 2023 survey,⁹⁵⁵ populations across the Caribbean are purchasing cheaper or less preferred foods (62 per cent) and smaller quantities than usual (57 per cent).⁹⁵⁶ The main reasons given by survey respondents for not being able to consume sufficient quality food were rising costs and limited income. Those living in Guyana and Trinidad and Tobago are among the most affected by food insecurity in 2023, with more than half consuming less than two meals a day.⁹⁵⁷ Guyana experienced food price increases of 6.9 per cent between April 2022 to April 2023.⁹⁵⁸ In Trinidad and Tobago, according to data published by the Central Statistical Office, the average

price of food and non-alcoholic beverages increased by 13 per cent between March 2022 and March 2023.⁹⁵⁹ Spanish speakers in Trinidad and Tobago, primarily assumed to be Venezuelan refugees and migrants, have historically experienced greater negative impacts on their livelihoods compared to their national counterparts: in 2022, 84 per cent of Spanish-speaking respondents reported a loss of income (compared to 63 per cent among the English-speaking population); 68 per cent of Spanish speakers reported a reduction in their food consumption (compared to 35 per cent among English-speakers), and 30 per cent reported a lack of food stock (compared to 22 per cent of English-speakers).⁹⁶⁰

Inflated costs of protein-rich foods like meat further exacerbate food insecurity, particularly for refugees and migrants with limited household incomes. Consequently, these vulnerable groups in Aruba,⁹⁶¹ Guyana,⁹⁶² and Trinidad and Tobago⁹⁶³ often resort to coping strategies such as consuming less nutritious food or restricting themselves to fewer daily meals. Similarly, Venezuelan community-based organizations in the Dominican Republic also highlighted challenges accessing nutrient-rich foods, as the most affordable foods are frequently nutrient-poor.⁹⁶⁴

[953] *Ibid.*

[954] CARICOM, CDEMA, WFP and FAO, *Caribbean Food Security and Livelihoods Survey (May 2023)*, <https://www.wfp.org/publications/caribbean-food-security-livelihoods-survey-may-2023>

[955] CARICOM, CDEMA, WFP and FAO, *Caribbean Food Security & Livelihoods Survey: Regional Summary Report (May 2023)*, https://docs.wfp.org/api/documents/WFP-0000150620/download/?_ga=2.69631639.663884114.1689026235-1955793573.1689026234.

[956] *Ibid.*

[957] *Ibid.*

[958] *Ibid.*

[959] Central Statistical Office, Ministry of Planning and Development, *Trinidad and Tobago (April 2023)*, <https://cso.gov.tt/>

[960] World Food Programme, *Caribbean COVID-19 Food Security & Livelihoods Impact Survey, Trinidad and Tobago Summary Report (July 2022)*, <https://docs.wfp.org/api/documents/WFP-0000141342/download/>

[961] R4V Caribbean, *Aruba Participatory Assessment (2022)* (unpublished)





[962] CARICOM, CDEMA, WFP and FAO, *Caribbean Food Security and Livelihoods Survey: Guyana Summary Report (January 2023)*, <https://docs.wfp.org/api/documents/WFP-0000146552/download/>

[963] IOM, *DTM, Round 5, Trinidad and Tobago (2022)*.

[964] *Need identified at the Joint Needs Analysis workshop by various organizations in the Food Security and Nutrition Working Group. R4V Caribbean, Dominican Republic (July 2023)*.

HEALTH



	PEOPLE IN NEED					
CURRENTLY IN-DESTINATION	93.7 K	44.0%	31.0%	42.3%	13.1%	13.6%
AFFECTED HOST COMMUNITIES		45.5%	30.6%	42.8%	12.7%	13.9%

Venezuelans face difficulties accessing healthcare throughout the sub-region, although accessing public healthcare is more difficult for those in an irregular situation in some countries. While the health needs of refugees and migrants from Venezuela vary across countries, there are common areas of need that require attention and support.

Access to primary, secondary, and tertiary healthcare.

In the sub-region, there are gaps in access to primary, secondary, and tertiary health care, as well as specialized treatments for chronic illnesses and diseases, such as HIV/AIDS and cancer. Vulnerable groups like pregnant and lactating women, the elderly, and persons with disabilities have unmet health needs. In Aruba and Curaçao, Venezuelans in an irregular situation cannot access the public health system due to documentation requirements. In order to access emergency public healthcare, refugees and migrants must either pay significant fees or find a guarantor, to which they are held accountable to repay any medical debts incurred; furthermore, their inability to afford private health insurance in these countries hinders their access to health services.⁹⁶⁵ In the Dominican Republic, primary medical care is generally available to all individuals regardless of their status, but gaps exist for refugees and migrants to access secondary healthcare and complex treatments, especially for conditions like hypertension, diabetes, HIV/AIDS,

and cancer. Also, access to vaccination schemes for Venezuelan children is limited.⁹⁶⁶ While in Guyana and Trinidad and Tobago public healthcare is also in theory accessible to all, refugees and migrants in remote areas struggle to access such services – largely only available in larger cities – and due to prevailing language and cultural barriers.⁹⁶⁷ The use of traditional medicines and hesitation towards prescription drugs are additional concerns, particularly for indigenous peoples.⁹⁶⁸ As of late 2022, 19 per cent of respondents in Trinidad and Tobago reported not having access to needed health services in the last year.⁹⁶⁹ Of these respondents, the main challenges cited were the lack of funds (65 per cent), being turned away due to their lack of regular status (24 per cent), and language barriers (15 per cent).⁹⁷⁰

Access to mental health services

Mental Health and Psychosocial Support (MHPSS) needs are growing in the sub-region due to the highly distressing situations experienced by the Venezuelan population, especially affecting the most vulnerable groups such as children, survivors of GBV, smuggled migrants, and victims of human trafficking. Women and girls face particular trauma, xenophobia, GBV, discrimination and stress related to supporting their families, which in turn can lead them to negative coping mechanisms.⁹⁷¹ In Aruba and Curaçao, Venezuelans in an irregular situation have very limited or no access to public MHPSS services, while access to such services

[965] R4V Caribbean, *Participatory Assessment Report: Curaçao (October 2021)*. R4V partners' regular programme monitoring and reporting

[966] R4V Caribbean, *Joint Needs Analysis Workshop: Dominican Republic (July 2023)*.

[967] R4V Caribbean, *Partners Observations, Guyana (2022-2023)*. Ministry of Health Advises on Policy on Treating with Non-Nationals, Loop T&T News (21 June 2019), <https://tt.loopnews.com/content/ministry-health-advises-policy-treating-non-nationals>

[968] *Ibid.*

[969] UNHCR, *Refugees and Asylum-Seekers Survey (October- November 2022)*, <https://data.unhcr.org/en/documents/details/103000>

[970] *Ibid.*

[971] R4V Caribbean, *Guyana: Observations of R4V Partners (2022-2023)*.

[972] Mental Health Institute of Santo Domingo; experience with psychosocial support provision by UNHCR, IOM and partners.

in the Dominican Republic is challenging due to high costs.⁹⁷² R4V partners in Guyana have observed that hospitals in remote areas often lack psychologists (both Spanish and English speakers), leading medical doctors to refer cases to NGOs who provide psychological and psychosocial support services, especially in Spanish.⁹⁷³

Access to sexual and reproductive health services

Although gaps in data exist, refugees and migrants face unmet sexual and reproductive health needs, including family planning, gynaecological and obstetric services.⁹⁷⁴ While refugees and migrants in

the Dominican Republic have access to healthcare, including family planning and sexual and reproductive health services, many lack awareness of these services and how to access them. Furthermore, in Guyana, sexual and reproductive health services are limited, which can contribute to unintended pregnancies, as well as maternal and neonatal deaths.⁹⁷⁵ An assessment by an R4V partner found gaps in addressing the health needs of Venezuelan refugees and migrants in Guyana, particularly sexual and reproductive health, highlighting limited access to services like clinical management of rape within 72 hours, including STI prevention, family planning, and abortion for survivors.⁹⁷⁶

HUMANITARIAN TRANSPORTATION



	PEOPLE IN NEED		GENDER BREAKDOWN			
	78.7 K	36.9%	30.2%	36.7%	17.1%	16.0%
CURRENTLY IN-DESTINATION	78.7 K	36.9%	30.2%	36.7%	17.1%	16.0%
AFFECTED HOST COMMUNITIES		36.9%	30.4%	36.7%	17.0%	15.9%

While humanitarian transportation needs vary across the sub-region, refugees and migrants are often unable to secure consistent means of safe and affordable transportation to access basic services (including education and healthcare), administrative offices or employment opportunities, mainly located in larger cities far from their homes.

Transportation for Mobility and Relocation Support

In Guyana, where many refugees and migrants live in remote areas along the border with Venezuela, domestic mobility is impeded due to limited transportation options, high costs, lack of information, and mobility restrictions imposed on refugees and migrants needing permission from the authorities to move across the country's regions where they are registered. Refugees and migrants are often unfamiliar with the procedures to obtain approvals to travel between regions and how to request financial support to travel. R4V partners

have noted cases of individuals being returned to their accorded region when found elsewhere without the appropriate permission from the authorities. Also, due to the topography of Guyana, some places are only accessible by plane or boat, often only by costly private transportation services.⁹⁷⁷ Similar transportation access challenges are encountered by refugees and migrants (particularly indigenous Venezuelans) in remote parts of Trinidad and Tobago.

Medical Emergency Transportation

Gaps exist in accessing transportation for refugees and migrants needing to go to urban centres or other countries, including in some cases for urgent medical care. For example, in remote areas in Guyana, while authorities facilitate transportation to the nation's capital, Georgetown, in emergency medical situations involving refugees and migrants, no onward transportation within the city nor back to their homes is

[973] R4V Caribbean, Guyana: Observations of R4V Partners (August 2023).

[974] Experiences reported by Dominican Institute of Integral Development (IDDI), an organization which provides health referrals for Venezuelans, and Venezuelan community-led associations.

[975] R4V, National Roundtables of Consultation of Venezuelan Indigenous Peoples: Guyana 2021 (April 2022), <https://www.r4v.info/en/document/national-roundtables-consultation-venezuelan-indigenous-peoples-2021-guyana>

[976] UNFPA in Guyana Supports Provision of SRH and GBV Services for Venezuelan Migrants and Refugees (September 2022), <https://caribbean.unfpa.org/en/news/unfpa-guyana-supports-provision-srh-and-gbv-services-venezuelan-migrants-and-refugees>

[977] R4V Caribbean, Guyana: Observations of R4V Partners (2022-2023).

provided.⁹⁷⁸ Meanwhile, in Aruba, in case of life-threatening medical emergencies that cannot be treated in-country, medical evacuations to other countries are facilitated through the national healthcare system. However,

this poses great challenges for those in irregular situations, given uncertain re-entry arrangements, and financial costs.⁹⁷⁹

INTEGRATION



CURRENTLY IN-DESTINATION

PEOPLE IN NEED



AFFECTED HOST COMMUNITIES

148.3 K	69.6%	30.9%	41.5%	14.1%	13.5%
	67.3%	30.6%	42.0%	13.7%	13.7%

Refugees and migrants in the Caribbean face obstacles to their integration, including a lack of regular status, limited employment opportunities, language barriers, limited recognition of prior studies and professional titles, restricted access to higher education, discrimination, and xenophobia.

Access to Work Permits

The lack of regular status and documentation, including work permits, constitutes a widespread need and impediment to refugees' and migrants' access to the formal labour market and integration. In Aruba and Curaçao, many Venezuelans are in an irregular situation; furthermore, work permits are costly and must be requested by a sponsoring employer, preventing their access to formal employment opportunities.⁹⁸⁰ In Trinidad and Tobago, although over 16,000 refugees and migrants were granted temporary permits in 2019 allowing access to formal employment, those who arrived after 2019 or who were otherwise unable to access these permits are left in an irregular situation

and unable to access formal labour markets.⁹⁸¹ Furthermore, although Venezuelans in Guyana have access to regular stay permits, a sponsoring employer is required to apply for a work permit, resulting in challenges for Venezuelans to secure formal employment.⁹⁸² In contrast, the Dominican Republic's Normalization Plan for Venezuelans (PNV) facilitated some integration, including through work permits and access to vocational training.⁹⁸³ However, only 43,000 of the estimated 100,000 to 116,000 Venezuelans in an irregular situation in the country registered for the PNV, and another phase has not been launched since 2021.⁹⁸⁴

Access to the Formal Labour Market and Employment

Refugees and migrants in the Caribbean face challenges accessing formal labour markets, primarily due to their lack of regular status, but also given language barriers, widespread unemployment, and limited recognition of prior degrees and professional qualifications.⁹⁸⁵ In 2023, those living in the Caribbean reported experiencing

[978] IOM, DTM, *Flow Monitoring Surveys of Indigenous Venezuelan Nationals in Guyana, Round 5, Graph 33* (March 2023), <https://dtm.iom.int/guyana>,

[979] Information provided by R4V partners in Aruba (July 2023).

[980] Information provided by R4V partners in Aruba and Curaçao. *Caribbean 2-Pager: End-Year Report 2022*, <https://www.r4v.info/en/eyr2022-caribbean>

[981] IOM, DTM, *Trinidad and Tobago, Round 2* (2019), <https://dtm.iom.int/reports/trinidad-and-tobago-%E2%80%94-monitoring-venezuelan-citizens-presence-round-2-september-2019>

[982] Ministry of Home Affairs, Government of Guyana, "Extension of Work Permit Application," <https://moha.gov.gy/wp-content/uploads/2021/04/Employment-Visa.pdf>

[983] R4V Caribbean, *Update on the Normalization Plan for Venezuelans in the Dominican Republic, 2023*, <https://www.r4v.info/en/document/update-normalization-plan-venezuelans-dominican-republic> and Blindspot B&HR and IOM, *Análisis de Oportunidades de Inclusión Laboral Para Migrantes Venezolanos En República Dominicana, 2022*, https://dominicanrepublic.iom.int/sites/g/files/tmzbdl911/files/documents/An%C3%A1lisis%20de%20los%20sistemas%20de%20mercado%20en%20la%20RD_v260722%20Final.docx.pdf

[984] Directorate General for Migration, Dominican Republic (May 2023).

[985] International Monetary Fund, *Regional Spillovers from the Venezuelan Crisis Migration Flows and Their Impact on Latin America and the Caribbean, 2022* <https://www.elibrary.imf.org/downloadpdf/journals/087/2022/019/087.2022.issue-019-en.xml>

livelihood disruptions and high unemployment rates.⁹⁸⁶ In Guyana, 77 per cent of respondents experienced livelihood disruptions during the prior year, as did 45 per cent of respondents in Trinidad and Tobago.⁹⁸⁷ Among Venezuelan respondents in remote areas in Guyana, 76 per cent were unemployed.⁹⁸⁸ In Trinidad and Tobago, 30 per cent of employed Venezuelans worked in the informal sector.⁹⁸⁹ Formal and informal employment in Aruba, Curaçao and the Dominican Republic depend largely on the flow of tourists, particularly in the service industries.⁹⁹⁰ Furthermore, refugees and migrants in English-speaking countries face additional integration challenges due to language barriers, restricting job prospects and at times contributing to discrimination and marginalization.⁹⁹¹

Access to higher education and validation of degrees and qualifications

In the sub-region, Venezuelan refugees and migrants face challenges accrediting/recognizing their diplomas, preventing many from accessing tertiary education and employment commensurate with their professional qualifications.⁹⁹² In Aruba and Curaçao, access to university is also impeded by high international student fees. In the Dominican Republic, 34 per cent of Venezuelans possess university degrees

from their country of origin;⁹⁹³ however, the process to secure recognition of certificates is lengthy and complicated, requiring validation of credentials by the Venezuelan government. In Guyana, income generation is negatively affected by lack of validation of academic certificates to allow Venezuelans to work in the formal sector.⁹⁹⁴ In Trinidad and Tobago, to validate foreign credentials and qualifications, the Accreditation Council of Trinidad and Tobago requires original documentation, which is sometimes difficult for refugees and migrants to access, and also has financial barriers.⁹⁹⁵

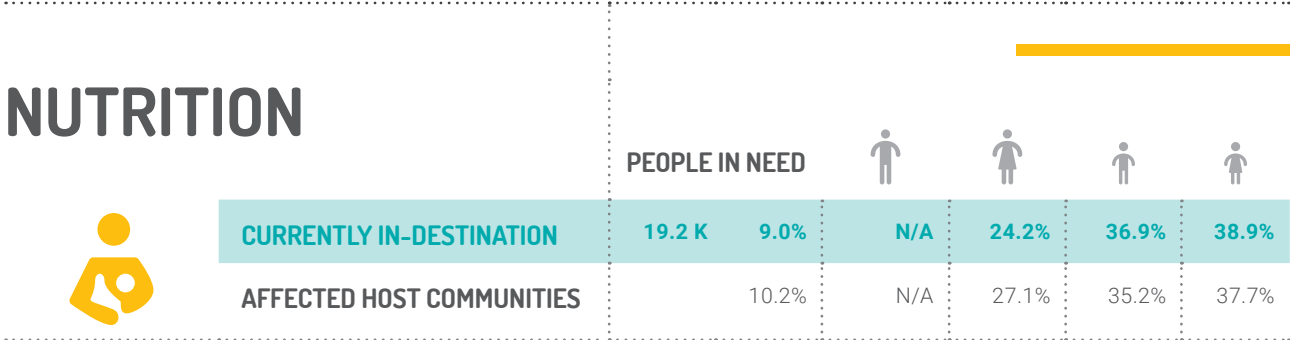
Social exclusion, discrimination, and incidents of xenophobia against Venezuelan refugees and migrants.

Xenophobic incidents against Venezuelan refugees and migrants have occurred in all sub-regional countries, including verbal and physical bullying in schools, with many Venezuelans, particularly women, being harassed on the streets.⁹⁹⁶ In Trinidad and Tobago, stereotyping of Venezuelans leads to women being perceived as sex workers, and men as criminals.⁹⁹⁷ A 2023 R4V focus group discussion with Venezuelan refugees and migrants in Trinidad and Tobago highlighted that a majority of female participants had experienced sexual

-
- [986] For example, an estimated 14.3% of Venezuelan refugees and migrants surveyed in the Dominican Republic were unemployed. Inter-American Development Bank, *Profiling Venezuelan Refugees and Migrants in the Dominican Republic* (May 2023), <https://publications.iadb.org/en/profiling-venezuelan-refugees-and-migrants-dominican-republic>. Unemployment rates for host populations across the sub-region are high in 2023: Aruba (7.81%), Curaçao (10.7%), the Dominican Republic (6.2%), Guyana (12.36%), and Trinidad and Tobago (4.9%). This can be attributed to several factors, including the lingering impacts of the COVID-19 pandemic which had a significant impact on key sectors of these countries' economies such as tourism. Sources: Aruba (International Monetary Fund, August 2023); Curaçao (Central Bank of Curaçao and Sint Maarten, June 2023); Dominican Republic (World Bank, June 2023); Guyana (Statista, 2023); and Trinidad and Tobago (Central Bank of Trinidad and Tobago, June 2023).
- [987] World Food Programme (WFP), *Caribbean Food Security & Livelihoods Survey: Regional Summary Report* (May 2023), https://docs.wfp.org/api/documents/WFP-0000150620/download/?_ga=2.69631639.663884114.1689026235-1955793573.1689026234.
- [988] IOM, *DTM Guyana, Flow Monitoring Surveys of Venezuelan Nationals in Guyana* (September – December 2021) (29 March 2022), <https://dtm.iom.int/reports/guyana-flow-monitoring-surveys-venezuelan-nationals-guyana-september-%E2%80%94-december-2021>.
- [989] IOM, *DTM, Round Five, Trinidad and Tobago* (2022).
- [990] IOM, *Informe Ejecutivo- Mercado Laboral y Mano de obra extranjera en el sector turístico en República Dominicana* (15 August 2022).
- [991] IOM, *DTM Guyana, Flow Monitoring Surveys of Venezuelan Nationals in Guyana* (September – December 2021), (29 March 2022), <https://dtm.iom.int/reports/guyana-flow-monitoring-surveys-venezuelan-nationals-guyana-september-%E2%80%94-december-2021>.
- [992] R4V Caribbean, *Education Sector Background Note* (July 2023), <https://www.r4v.info/en/document/education-sector-background-notes-caribbean-july-2023>.
- [993] Inter-American Development Bank, *Profiling Venezuelan Refugees and Migrants in the Dominican Republic* (May 2023), <https://publications.iadb.org/en/profiling-venezuelan-refugees-and-migrants-dominican-republi>.
- [994] IOM, *DTM, Flow Monitoring Surveys of Indigenous Venezuelan Nationals in Guyana, Round 5* (March 2023), <https://dtm.iom.int/guyana>.
- [995] The Accreditation Council of Trinidad and Tobago, *Equivalence Assessment*, <https://www.actt.org.tt/services/recognition/equivalence-assessment>.
- [996] R4V, *Caribbean Chapter, RMNA 2022* (12 October 2022), <https://www.r4v.info/en/document/rmna-2022-refugee-and-migrant-needs-analysis>.
- [997] R4V Caribbean, *Trinidad and Tobago Participatory Assessment* (2022).

harassment.⁹⁹⁸ Further, 55 per cent of respondents reported discrimination based on their nationality.⁹⁹⁹ Meanwhile, in the Dominican Republic, although many Venezuelans express the perception that their culture

is similar to that of their host country, some report experiencing xenophobic incidents, including bullying in schools, at their workplaces, on public transportation, and at government offices.¹⁰⁰⁰



Assessments of the nutritional situation of Venezuelan refugees and migrants in the Caribbean are not consistently performed by R4V partners or other actors, and other data on nutrition in the sub-region is limited. Notwithstanding this, data on other relevant factors, such as healthcare access, water and sanitation conditions, and food security, point to a risk of malnutrition for refugees and migrants. In the sub-region, the COVID-19 pandemic and global supply chain shortages continue to have significant impacts on costs of living and food prices, creating even more difficult living conditions for refugees and migrants and their host communities, particularly for the lowest-income households.¹⁰⁰¹ This context has negatively affected purchasing power, access to food, and eating habits among refugees and migrants in the sub-region,¹⁰⁰² with reduced access to adequate and nutritious food, leading to concerns about malnutrition, particularly among vulnerable groups such as

children under the age of five, as well as pregnant and lactating women.

Limited access to affordable, nutritious food

Across the sub-region, access to healthy and nutritious food is a challenge due to high and increasing food prices.¹⁰⁰³ In Guyana, low exclusive breastfeeding rates and a prevalence of low birth weight among infants are evidence of malnutrition in the local population, as well as among refugees and migrants.¹⁰⁰⁴ Indigenous households, particularly in Guyana, have been found to suffer from severe nutritional deficiencies.¹⁰⁰⁵ In 2023, 20 per cent of indigenous Venezuelans in Guyana ranked food as their top need.¹⁰⁰⁶ Regarding household diets, 94 per cent of respondents stated they consume high-energy foods such as rice. These households included 10 per cent pregnant and 19 per cent lactating women.¹⁰⁰⁷ In the other four sub-regional countries, children are at risk of undernutrition due to inconsistent

[998] R4V Caribbean, FGDs as part of JNA, Trinidad and Tobago (July 2023) (not published).
 [999] R4V Caribbean, Trinidad and Tobago Participatory Assessment (2022).
 [1000] Inter-American Development Bank, Profiling Venezuelan Refugees and Migrants in the Dominican Republic (May 2023), <https://publications.iadb.org/en/profiling-venezuelan-refugees-and-migrants-dominican-republic>.
 [1001] Joint UNHCR/IOM Press Release, "Three quarters of refugees and migrants from Venezuela struggle to access basic services in Latin America and the Caribbean" (12 October 2022), <https://www.unhcr.org/news/news-releases/three-quarters-refugees-and-migrants-venezuela-struggle-access-basic-services>
 [1002] UN Position Paper: Strengthening food systems in response to rising food prices in Guyana (April 2022).
 [1003] CARICOM, CDEMA, WFP and FAO, Caribbean Food Security and Livelihoods Survey (May 2023), <https://www.wfp.org/publications/caribbean-food-security-livelihoods-survey-may-2023>.
 [1004] Need identified by R4V partners in Guyana; Country Nutrition Profiles (2021).
 [1005] R4V, National Roundtables of Consultation of Venezuelan Indigenous Peoples: Guyana 2021 (April 2022), <https://www.r4v.info/en/document/national-roundtables-consultation-venezuelan-indigenous-peoples-2021-guyana>
 [1006] IOM, DTM, Flow Monitoring Surveys of Indigenous Venezuelan Nationals in Guyana, Round 5 (March 2023), <https://dtm.iom.int/guyana>
 [1007] Ibid

access to food, as food costs continue to increase (see Food Security Sector).

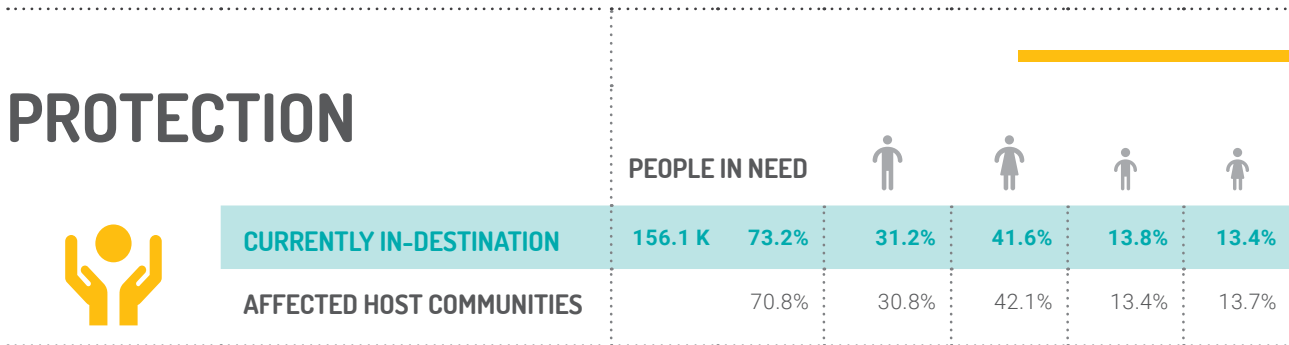
Children under the age of five and pregnant and lactating women are particularly vulnerable to undernutrition. Their nutritional needs relate to maternal and child supplemental feeding support, micro-nutrients, nutritional screening, and more.¹⁰⁰⁸

Lack of awareness and data on nutrition

Collecting specific data on refugees and migrants is essential to understand their unique nutritional

needs and challenges, to identify those with particular vulnerabilities, and implement effective responses.¹⁰⁰⁹

In Aruba, Curaçao, Guyana, and Trinidad and Tobago, refugees and migrants lack awareness about healthy nutritional habits, nutritional requirements, and how to meet them, leading to severe negative health and developmental deficits at times. Although some refugees and migrants in Trinidad and Tobago have access to nutritional counselling targeting 0–5-year-olds, gaps remain in nutritional awareness.



Across the Caribbean, refugees and migrants face challenges accessing regularization; asylum; protection from detention, deportation and *refoulement*; and legal assistance and justice.

Access to Regularization, Asylum and Protection from Detentions and Deportations

Refugees and migrants from Venezuela face difficulties obtaining regular status,¹⁰¹⁰ particularly in Aruba, Curaçao and Trinidad and Tobago.¹⁰¹¹ In addition to risks of detention, deportation and *refoulement*, Venezuelans in an irregular situation are often unable to access healthcare (in the cases of Aruba and Curaçao),

education, and formal employment. Their irregular status puts them at a greater risk of trafficking, sexual and labour exploitation, and other risks. Being excluded from national social protection systems exposes refugees and migrants from Venezuela, especially vulnerable groups, including the elderly, to particular risks including lack of required care and support.¹⁰¹²

In Aruba and Curaçao, while some Venezuelans entered with temporary visas, the majority are now in an irregular situation and lack access to asylum and migratory regularization procedures due to high costs and limited institutional capacity.¹⁰¹³ In contrast, Guyana

[1008] R4V partners' observations (2023).

[1009] IOM, DTM, Flow Monitoring Surveys of Indigenous Venezuelan Nationals in Guyana, Round 5 (March 2023), <https://dtm.iom.int/guyana>

[1010] R4V Caribbean, 2-Pager: End-Year Report 2022, <https://www.r4v.info/en/eyr2022-caribbean>. The estimated rates of Venezuelans in an irregular situation in the sub-region range from 11% in Trinidad and Tobago, 70% in Aruba, 71% in Curaçao, to 76% in the Dominican Republic.

[1011] UNHCR Trinidad and Tobago (July 2023). As of 31 July 2023, the active registered population with UNHCR includes 25,283 Venezuelans. Their statuses are: 3,385 refugees, 25,077 asylum-seekers and 987 others of concern. There are 6,900 (23.43%) children (under 18). There are 6,345 individuals registered with UNHCR who were also registered with the Government of Trinidad and Tobago in 2019 when they opened the registration exercise.

[1012] R4V Caribbean, JNA workshops conducted in the Dominican Republic and Trinidad and Tobago (July 2023).

[1013] R4V Caribbean, Aruba Participatory Assessment (2022). R4V, Study on the Protection Situation of Venezuelan Refugees and Migrants in the Caribbean (November 2021), <https://www.r4v.info/en/document/study-protection-situation-venezuelan-refugees-and-migrants-caribbean>

grants access to renewable six-month stay permits for Venezuelans upon entry into the country;¹⁰¹⁴ however, Venezuelans lack information on accessing these permits, and the renewal process can take months, making it difficult to maintain their regular status and protection.¹⁰¹⁵ Furthermore, as these permits do not include the right to work in Guyana, many of refugees and migrants with regular status still remain subject to informal working arrangements, exposed to labour exploitation and human trafficking risks.¹⁰¹⁶ In Trinidad and Tobago, while the government granted renewable stay permits through its Migrant Registration Framework launched in 2019, which has allowed over 16,000 Venezuelans to obtain regular status and access services and employment, this framework has not been extended to those who arrived in the country since early 2019, leaving thousands of Venezuelans in an irregular situation and unable to access education and formal employment.¹⁰¹⁷

The Dominican Republic has taken positive steps to provide protection for refugees and migrants from Venezuela, implementing its 2021 Normalization Plan for Venezuelans (PNV), a regularization programme providing access to regular status and thus public services and formal employment opportunities. Nevertheless, registration was only open for a period of 90 days in early 2021, and has not reopened since then; with only 43,000 of the estimated 116,000 Venezuelans in the country having applied for the first phase of the process, and some 24,400 having benefited so far from the PNV, it is estimated that more than 2 out of every 3 Venezuelans remain in an irregular situation, reportedly due to financial constraints, missing documentation, and limited transportation to administrative centres.¹⁰¹⁸

Refugees and migrants in irregular situations in Aruba, Curaçao, and Trinidad and Tobago are at risk of detention, deportation and *refoulement*, as these countries' authorities continue to carry out enforcement activities, such as detaining individuals found to be in an irregular situation and deporting them to their country of origin. Although no official statistics are provided, regular informal and media reports of deportations substantiate the situation. For example, in August 2023, the Ministry of National Security in Trinidad and Tobago authorized the deportation of more than 100 Venezuelans who had been detained a few weeks before.¹⁰¹⁹ This deportation exercise followed a High Court ruling in July 2023 declaring that the 1951 Refugee Convention¹⁰²⁰ obligations would not apply in Trinidad and Tobago, meaning that all foreigners would be subject to the provisions of the Immigration Act regardless of their status as refugees or asylum-seekers recognized by the UN Refugee Agency.¹⁰²¹ 2023 also saw cases of detentions of refugees and migrants in Aruba and Curaçao while attempting to enter these countries through irregular routes.¹⁰²² Without effective access to regular pathways in these host countries, including access to asylum and international refugee protection, or adequate protection for victims of human trafficking and other forms of violence, Venezuelans in need of international protection face risks of deportation, in violation of the principle of *non-refoulement*.¹⁰²³

Legal Assistance and Access to Justice

In English-speaking countries, limited Spanish-speaking legal service providers hinder Venezuelan refugees' and migrants' access to legal assistance and legal representation, including for rights violations,

[1014] Ministry of Legal Affairs, Government of Guyana, Immigration Act. Cap. 14:02, <https://mola.gov.gy/sites/default/files/Cap.%2014.02%20immigration.pdf> The Immigration Act and the Aliens (Immigration and Registration) Act govern the entry of foreign persons to Guyana. Guyana does not have national asylum and refugee legislation or a government-led asylum procedure. Refugee status determination (RSD) is carried out by UNHCR for non-Venezuelans who are issued a UNHCR certificate. <https://www.r4v.info/en/document/legal-framework-factsheet-caribbean>

[1015] IOM, DTM, Flow Monitoring Surveys of Indigenous Venezuelan Nationals in Guyana, Round 5 (March 2023), <https://dtm.iom.int/guyana>

[1016] *Ibid*

[1017] IOM, DTM, Trinidad and Tobago, Round 2 (2019), <https://dtm.iom.int/reports/trinidad-and-tobago-%E2%80%94-monitoring-venezuelan-citizens-presence-round-2-september-2019>

[1018] R4V Caribbean, Directorate General of Migration, Update on the Normalization Plan for Venezuelans (June 2023).

[1019] Deportation of 100 Venezuelans begins: 45 taken from heliport to board vessel at Staubles Bay, TT Newsday (12 August 2023), <https://newsday.co.tt/2023/08/12/deportation-of-100-venezuelans-begins-45-taken-from-heliport-to-board-vessel-at-staubles-bay/>

[1020] UNHCR, 1951 Refugee Convention, <https://www.unhcr.org/about-unhcr/who-we-are/1951-refugee-convention>

[1021] OHCHR, "Court ruling on deportations will gravely impact refugees and migrants" (July 2023), <https://www.ohchr.org/en/press-releases/2023/07/trinidad-and-tobago-court-ruling-deportations-will-gravely-impact-refugees>

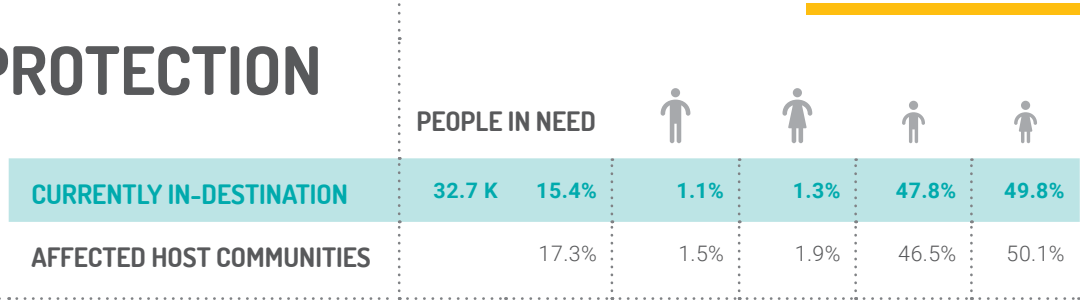
[1022] Reports by local media in Aruba and Curacao. For example, see <https://www.ohchr.org/en/press-releases/2023/07/trinidad-and-tobago-court-ruling-deportations-will-gravely-impact-refugees> and <https://www.noticiaci.com>

[1023] R4V Caribbean, Participatory Assessment: Trinidad and Tobago (2022), <https://www.r4v.info/en/document/2022-interagency-participatory-assessment-trinidad-tobago>

labour law violations, landlord-tenant issues, exploitation, abuse, and when they are victims of crimes. In addition, lack of trust in law enforcement

institutions discourages many from reporting rights violations, largely due to fear of unlawful, abusive or discriminatory treatment.¹⁰²⁴

CHILD PROTECTION



Refugee and migrant children across the sub-region encounter significant threats to their physical, mental and emotional well-being, including threats of violence, exploitation and abuse in various forms, such as bullying. Challenges in accessing child protection services prevail due to legal, administrative, and practical barriers.

Protection from Family Separation and Threats of Violence, Exploitation and Abuse

In the Caribbean sub-region, children – in particular UASC – face risks of detention, family separation, physical and sexual exploitation, and abuse. In Curaçao, for example, UASC often face institutionalization with limited freedom.¹⁰²⁵ There have been incidents of children being left behind and separated from their families after their parents are deported.¹⁰²⁶ In Trinidad and Tobago, accounts of children held at detention centres continue, underscoring the need for specialized child protection services, such as safe spaces and psychosocial support.¹⁰²⁷ In Guyana, child abuse (both physical and sexual), accounts of incest, early marriage, child labour and child trafficking for sexual exploitation involving refugee and migrant

children have been recorded, especially in hinterland regions and the mining areas of Guyana.¹⁰²⁸ This highlights the urgent need for safe spaces, as well as the effective community structures and alternative care arrangements, to reduce children's exposure to such abuses.¹⁰²⁹

Barriers to Social Rights: Documentation, Discrimination and Xenophobia

Across the sub-region, children also face barriers to exercising their rights to education, health, and other forms of social protection, due to lack of documentation or discrimination and xenophobia. As is the case for many adults across the sub-region, children also lack access to regular status and documentation. For example, regarding access to regular status through the Normalization Plan in the Dominican Republic, since applications with corresponding fees are processed on an individual basis (not as family groups), children's access to the application is contingent on the family's economic situation; a recent study showed that 49 per cent of surveyed households could not afford to enroll all their children.¹⁰³⁰ Access to citizenship and documentation for children born to Venezuelan

[1024] R4V Caribbean, Consultation with R4V partners during RMRP 2023-2024 Planning Workshop, Guyana (May 2022).

[1025] Antillean Federation for Youth-care, 4th NGO Report on the Implementation of the Convention on the Rights of the Child in Curaçao (Kingdom of The Netherlands), (2021).

[1026] Research by Leiden University and the University of Curaçao, C.M. Sandelowsky-Bosman, T. Liefwaard, S.E. Rap en F.A.N.J. Goudappel, De rechten van ongedocumenteerde kinderen in Curaçao: Een Gezamenlijke Verantwoordelijkheid, Boom Juridisch, Den Haag (16 June 2021).

[1027] Children Illegally Detained, Daily Express Trinidad and Tobago (15 July 2022), https://trinidadexpress.com/news/local/children-illegally-detained/article_b6e09b0c-03d3-11ed-a9ea-a746034b822a.html

[1028] UNHCR Guyana - Observation made based on UNHCR internal report (2023).

[1029] Observation made based on UNHCR internal report (2023). See also National Coordinating Coalition (NCC) 2021 GBV Assessment.

[1030] Inter-American Development Bank, Profiling Venezuelan Refugees and Migrants in the Dominican Republic (May 2023), <https://publications.iadb.org/en/profiling-venezuelan-refugees-and-migrants-dominican-republic>

parents in the Dominican Republic is impacted by the application of the *jus sanguinis*¹⁰³¹ principle, implying that national law does not grant Dominican nationality to children born in the country. While civil registry authorities acknowledge the birth of a non-national child to avoid statelessness, births require registration at a Venezuelan embassy/consulate, which is impeded by practical obstacles such as processing delays and lack of information on obtaining civil documentation.¹⁰³²

Similarly, although children born in Trinidad and Tobago to Venezuelan parents are eligible for citizenship, lacking resources, information and language barriers result in challenges with birth registration.¹⁰³³ In Trinidad and Tobago, over 5,000 children do not have access to public education,¹⁰³⁴ impeding their academic advancement

and future opportunities. Similarly, in remote areas in Guyana, 59 per cent of respondents stated that their children were not attending formal classes. In response to the emotional impacts on children of moving to a new country and parents often needing to work long hours to be able to support their families, vulnerable children require targeted assistance such as mental health and psychosocial support (MHPSS), childcare programs, and specialized support, especially for children with disabilities and specific needs. Finally, children also face discrimination and xenophobia, which act as barriers to their social integration and well-being: for example, R4V partners report that some host community parents prevent their children from interacting with refugee and migrant children.¹⁰³⁵

GENDER-BASED VIOLENCE



CURRENTLY IN-DESTINATION

AFFECTED HOST COMMUNITIES

PEOPLE IN NEED



52.9 K	24.8%	9.7%	59.8%	10.0%	20.5%
	27.2%	11.4%	57.0%	11.1%	20.5%

Globally, one in three women have experienced intimate partner violence or non-partner sexual violence.¹⁰³⁶ In the Caribbean sub-region, Venezuelan refugees and migrants, particularly women, girls, LGBTQI+ individuals, and persons engaged in the sale and exchange of sex are especially vulnerable to experiencing GBV, and survivors face multiple barriers to accessing lifesaving support services. These barriers include lack of information on risks of various forms of GBV, lack of services for survivors, fear of stigmatization, and fear of victimization.

In the sub-region, gender norms and unfavourable attitudes toward Venezuelan women, girls, and LGBTQI+ individuals, have led to intimidation, sexual harassment, and GBV.¹⁰³⁷ In addition, many refugees' and migrants' irregular status, lack of formal employment opportunities, and livelihood disruptions in the sub-region lead them to resort to negative coping mechanisms and informal work to meet their basic needs, including transactional sexual relationships, which increase their exposure to risks of physical and sexual violence.¹⁰³⁸ For example, in

[1031] *Jus Sanguinis*- a rule of law that a child's citizenship is determined by that of his or her parents.

[1032] R4V Caribbean, Dominican Republic (July 2023). Information gathered during FGDs from various organizations working with child protection. Additionally, UNHCR and Dominican Institute of Integral Development (IDDI), Participatory Assessments (2021 and 2022). Information based on reports of individual cases managed by Venezuelan community-led associations who coordinate the inter-agency information desks.

[1033] IOM, DTM. Trinidad and Tobago, Round 5 (November – December 2022) (March 2023), <https://dtm.iom.int/reports/trinidad-and-tobago-monitoring-venezuelan-citizens-presence-round-5-november-december-2022?close=true>

[1034] *Ibid*

[1035] R4V Caribbean, Participatory Assessment: Trinidad and Tobago

[1036] World Bank, "Violence against women and girls – what the data tell us" (30 September 2022), <https://genderdata.worldbank.org/data-stories/overview-of-gender-based-violence/>

[1037] Observations by R4V partners in the Caribbean sub-region, 2023.

[1038] R4V Caribbean, JNA Workshop with members of the Protection Working Group and organizations working with survivors of GBV, Dominican Republic (July 2023).

the Dominican Republic and in Trinidad and Tobago, negative stereotypes lead to street harassment and misperceptions of Venezuelan women and girls as sex workers.¹⁰³⁹ Venezuelan women in Trinidad fear going out alone and being harassed on the street;¹⁰⁴⁰ 74 per cent of women reportedly felt unsafe walking alone in their neighbourhoods after dark, compared to 65 per cent of men.¹⁰⁴¹ In Guyana, indigenous peoples from Venezuela face increased vulnerability to sexual and labour exploitation, with mining areas in Guyana witnessing violence and exploitation against women.¹⁰⁴² In Aruba, Venezuelan refugees and migrants face heightened risks of experiencing GBV due to lack of knowledge about their rights, social isolation, and restricted access to economic opportunities.¹⁰⁴³

Survivors and women at risk lack information about their rights and available services.

Survivors of GBV in the sub-region face barriers to accessing life-saving medical, psychosocial, and legal support services. Survivors lack information on available services and many cases go unreported, as they are frequently hesitant to notify the authorities because of inadequate responsiveness and apprehensions about being arrested, deported, facing retribution, or having their allegations refuted. In Aruba and Curaçao, recent studies affirm that GBV survivors lack awareness of support resources and face challenges related to accessing support.¹⁰⁴⁴ In Guyana, many services are limited to the capital of Georgetown, so those in remote regions lack knowledge about services available.¹⁰⁴⁵

Lack of access to GBV services and lack of capacity of existing services

In addition to lack of information and awareness of available services and resources, Venezuelan survivors

of GBV face additional barriers in accessing services, including a lack of institutional capacity to respond to their needs. For example, survivors of GBV have an unmet need for safe spaces and emergency shelters to provide them with secure environments to access necessary support services. In the Dominican Republic, the Ministry of Women manages safe houses which are in theory accessible to all survivors regardless of nationality; however, limited resources and capacity results in delayed assistance and insufficient support for survivors, leading some women to be at risk of revictimization.¹⁰⁴⁶ Furthermore, in Guyana, Venezuelans in remote areas lack safe spaces in their local communities and face challenges with accessing social services due to poor infrastructure, limited resources, a lack of bilingual doctors, understaffing, and a lack of technical training. Many need to travel to the capital to access services, which can be costly and logistically difficult due to mobility restrictions and limited transportation options.¹⁰⁴⁷ In Trinidad and Tobago, GBV survivors have to report incidents to the police in order to receive protection and assistance from state agencies like shelters. Local shelters (state and NGO-run) have highlighted challenges with accepting non-national survivors due to language and cultural barriers, and lack of regular status. Survivors who do not report incidents may be at risk of being denied health services in public hospitals if they are unable to communicate their needs.¹⁰⁴⁸

[1039] *Ibid.* See also, e.g., *Sold into Sexual Slavery*, *Daily Express Trinidad and Tobago* (May 2023), https://trinidadexpress.com/newsextra/sold-into-sexual-slavery/article_72556f5c-f280-11ed-a9e9-5b680521bf90.html and *Human Trafficking Terror for Venezuelan Teen*, *Daily Express, Trinidad and Tobago* (May 2023), https://trinidadexpress.com/news/local/human-trafficking-terror/article_fccefeba-f2be-11ed-a169-bf14929e2ddc.html

[1040] *R4V Caribbean, JNA FGDs with Venezuelans* (July-August 2023).

[1041] *UNHCR Refugees and Asylum-Seekers Survey, Trinidad and Tobago* (19 October-19 November 2022), <https://data.unhcr.org/en/documents/details/103000>

[1042] *IOM, DTM, Flow Monitoring Surveys of Indigenous Venezuelan Nationals in Guyana, Round 5* (March 2023), <https://dtm.iom.int/guyana>

[1043] *R4V Caribbean, Aruba Participatory Assessment* (2022).

[1044] *HIAS-UNHCR, Diagnosis on the situation of gender-based violence against refugee and migrant women in Aruba* (2022). *HIAS-UNHCR, Diagnosis on the situation of gender-based violence against refugee and migrant women in Curacao* (2022).

[1045] *IOM, DTM, Flow Monitoring Surveys of Indigenous Venezuelan Nationals in Guyana, Round 5* (March 2023), <https://dtm.iom.int/guyana>

[1046] *R4V Caribbean, JNA Workshop with members of the Protection Working Group, Dominican Republic* (July 2023).

[1047] <https://spotlightinitiative.org/news/euun-spotlight-initiative-fills-significant-gaps-national-response-gender-based-violence> and <https://caribbean.unfpa.org/en/news/unfpa-guyana-supports-provision-srh-and-gbv-services-venezuelan-migrants-and-refugees>.

[1048] *R4V Platform, JNA FGDs, Trinidad and Tobago* (July-August 2023).

HUMAN TRAFFICKING & SMUGGLING



	PEOPLE IN NEED					
CURRENTLY IN-DESTINATION	38.5 K	18.1%	31.2%	41.6%	13.6%	13.6%
AFFECTED HOST COMMUNITIES		18.7%	30.8%	42.0%	13.3%	13.9%

The absence of regular pathways for cross-border movements of refugees and migrants from Venezuela leads many to resort to smugglers to gain irregular entry to the neighbouring countries of Aruba, Curacao, and Trinidad and Tobago using unsafe sea routes.¹⁰⁴⁹ This, coupled with their irregular status and lack of access to formal employment in host countries, exposes many Venezuelans in the Caribbean to heightened risks of trafficking, for purposes of labour and sexual exploitation. Women and girls, LGBTQI+ persons, and UASC are at an increased risk of being targeted by traffickers.¹⁰⁵⁰ A 2023 report revealed that three of the five countries in the sub-region were downgraded from their standing in 2022 based on their insufficient efforts to combat trafficking in persons.¹⁰⁵¹ Furthermore, the only RMRP country to receive the lowest classification (“Tier 3”) was in the Caribbean.¹⁰⁵² This is an indicator of the severity of the human trafficking risks faced by refugees and migrants in the sub-region. Key challenges faced by vulnerable groups in the sub-region include increased exposure to and lack of awareness of the risks of human trafficking, lack of access to specialized assistance for victims of human trafficking

and smuggled migrants, and lack of access to legal assistance and justice.

Prevention and Awareness

Refugees and migrants lack awareness of the risks of trafficking.¹⁰⁵³ Traffickers use online platforms and social media for recruitment and exploitation, luring vulnerable individuals with false promises of well-paying jobs, only to be coerced upon arrival. With the rise of online recruitment, it is increasingly difficult to identify signs of trafficking, and traffickers are able to target a larger number of people, increasing the risk of being trafficked.¹⁰⁵⁴ The Global Organized Crime Index raised concerns about human trafficking in Trinidad and Tobago.¹⁰⁵⁵ While official data is limited, evidence suggests that there are smuggling routes between Trinidad and Venezuela often controlled by criminal networks, including those using boats to smuggle refugees and migrants.¹⁰⁵⁶ When individuals are unable to pay smugglers, they might be coerced to perform forced labour or be sexually exploited.¹⁰⁵⁷ Lack of regular status and limited economic opportunities increase refugees’ and migrants’ vulnerability to

[1049] R4V, *Trafficking in Persons Background Note - Caribbean* (25 August 2020).

[1050] U.S. Department of State, *Trafficking in Persons Report* (July 2023), <https://www.state.gov/wp-content/uploads/2023/06/Trafficking-in-Persons-Report-2023.pdf>.

[1051] *Ibid*

[1052] *Ibid*. The 2023 *Trafficking in Persons Report* categorizes countries into four tiers based on their efforts to combat trafficking. (Tier 1, Tier 2, Tier 2 Watch List, Tier 3). Tier 1 is the highest ranking, while Tier 3 is the lowest. Within the sub-region, one country (Curaçao) was classified Tier 3; two were Tier 2 Watch List (the Dominican Republic and Trinidad and Tobago); one was Tier 2 (Aruba) and one was Tier 1 (Guyana).

[1053] R4V Protection Sector, *Riesgos E Impactos De La Doble Afectación Y El Crimen Organizado Sobre Las Personas Refugiadas Y Migrantes De Venezuela* (February 2023), <https://www.r4v.info/es/riesgos-doble-afectacion>.

[1054] Brain, S. and Oyadeyi, O., *Funding Crime Online: Cybercrime and its Links to Organised Crime in the Caribbean* (2022), <https://production-new-commonwealth-files.s3.eu-west-2.amazonaws.com/s3fs-public/2023-03/D19156-CCJ-1-1-Cybercrime-Links-Organised-Crime--Brain-Oyadeyi.pdf>

[1055] *Global Organized Crime Index, Trinidad and Tobago* (2022), https://ocindex.net/country/trinidad_and_tobago

[1056] R4V Protection Sector, *Riesgos e Impactos De La Doble Afectación Y El Crimen Organizado Sobre Las Personas Refugiadas Y Migrantes De Venezuela* (February 2023), <https://www.r4v.info/es/riesgos-doble-afectacion>

[1057] *Global Organized Crime Index, Trinidad and Tobago* (2022), https://ocindex.net/country/trinidad_and_tobago

trafficking, including to sex trafficking, as well as forced labour in the construction and agricultural sectors. In Guyana, the absence of work permits, and irregular working conditions expose refugees and migrants to higher risks of labour exploitation and trafficking.¹⁰⁵⁸ In the Dominican Republic, trafficking for sexual and labour exploitation affects Venezuelan adults and children, particularly due to lack of regulations in the tourism industry.¹⁰⁵⁹ Media reports have documented cases of Venezuelan women and girls being abducted and trafficked for commercial sexual exploitation in Trinidad and Tobago.¹⁰⁶⁰

Specialized Assistance and Support Services for Victims of Labour and Sex Trafficking

While trafficking in persons is a criminal offence in all five countries in the sub-region, the lack of legal protection frameworks in some countries leaves victims of trafficking without access to legal

assistance and necessary support, resulting in a lack of protection and an increased risk of re-victimization.¹⁰⁶¹ Trafficking victims need specialized support services, including emergency transitional shelter, healthcare, mental health and psychological support, and legal assistance, all of which must be provided in a language they understand. For example, while child victims of trafficking are referred to specially designated shelters in Trinidad and Tobago, adult victims of trafficking have unmet needs for shelter in specialized facilities with staff trained to comply with safety measures and prevent re-victimization.¹⁰⁶² In recognition of the need to fast-track cases, the Government of Trinidad and Tobago announced plans to open a special court to deal with trafficking cases, as well as the Administration of Justice (Indictable Proceedings) Amendment Act, which seeks to fast-track prosecutions for certain sexual and human trafficking offenses, to reduce the adverse effects of delay on victims and witnesses.¹⁰⁶³

[1058] R4V Caribbean, *Consultation with R4V partners during RMRP 2023-2024 Planning Workshop, Dominican Republic* (May 2022).

[1059] U.S. Department of State, *Trafficking in Persons Report, Dominican Republic* (July 2023), <https://www.state.gov/reports/2023-trafficking-in-persons-report/dominican-republic/>

[1060] See, e.g., Nikita Braxton-Benjamin, *Venezuelan Teen Abducted, Raped, Sold Into Prostitution*, *Trinidad and Tobago Daily Express* (15 May 2023), https://trinidatexpress.com/newsextra/venezuelan-teen-abducted-raped-sold-into-prostitution/article_07627224-f345-11ed-9e87-d798f171b542.html and Derek Achong, *Four Men Accused of Forced Prostitution, Trafficking of Venezuelan Teen Freed*, *Trinidad and Tobago Guardian* (23 March 2023), <https://www.guardian.co.tt/news/four-men-accused-of-forced-prostitution-trafficking-of-venezuelan-teen-freed-6.2.1664887.3f05792493>.

[1061] *In Aruba, the Ministry of Justice has a 4-year National Anti-Trafficking Action Plan (2018-2022) to prevent trafficking, protect victims and prosecute offenders, and the Bureau of Victim Assistance has a crime hotline. Trafficking SOPs were issued in June 2023. In Curaçao, the Government of Curaçao established a Counter Trafficking National Task Force, developed referral mechanisms and a national action plan (2017-2022) and adopted SOPs in 2021 on the identification, referral, assistance, and protection of victims of human trafficking. In the Dominican Republic, there is a lack of regulations in the tourism industry which increases the vulnerability of refugees and migrants. In Trinidad and Tobago, there is the Trafficking in Persons Act, https://agla.gov.tt/downloads/laws/12.10.pdf And in Guyana, there is the Combatting of Trafficking in Persons Act (2005), https://parliament.gov.gy/documents/acts/4653-act_no_2_of_2005.pdf*

[1062] IOM, *Situational Assessment: An Analysis of the Victim Care Environment to Support Survivors of Human Trafficking in Trinidad & Tobago* (October 2022), www.iom.int/sites/g/files/tmzbdl486/files/documents/2023-07/mptf-report84.pdf

[1063] R4V Caribbean, *Sitreps* (Jan-Feb 2023), <https://www.r4v.info/en/document/situation-report-caribbean-jan-feb-2023>; “Attorneys and activists welcome plan for human trafficking court,” *TT Guardian*, <https://www.guardian.co.tt/news/attorneys-and-activists-welcome-plan-for-human-trafficking-court-6.2.1656207.44073a43f7>; *TT News Today* (March 2023), <https://newsday.co.tt/2023/01/23/straight-to-high-court-for-sexual-human-trafficking-offences/>

SHELTER



	PEOPLE IN NEED					
CURRENTLY IN-DESTINATION	74.0 K	34.7%	30.8%	41.7%	13.8%	13.7%
AFFECTED HOST COMMUNITIES		35.9%	30.3%	42.1%	13.6%	14.0%

The plight of refugees and migrants from Venezuela across the sub-region is marked by significant challenges related to shelter. These challenges are driven by a combination of increasing rental prices, households’ insufficient financial resources, documentation hurdles, and discrimination, resulting in overcrowded, precarious, and undignified living conditions.

Risks of Eviction and Insecure Tenancy Arrangements

Across the five Caribbean countries, refugees and migrants encounter discriminatory treatment by landlords, risks of evictions, and a lack of knowledge of tenancy rights. For example, in the Dominican Republic,¹⁰⁶⁴ as of late 2022, 45 per cent of interviewed refugees and migrants in Trinidad and Tobago did not have a rental contract for their current housing, but a verbal agreement, and 44 per cent of assessed households reported they were very likely or somewhat likely to lose their tenancy rights over the house they were living in the next 12 months.¹⁰⁶⁵

Unaffordable and Inadequate Housing

Limited access to adequate affordable housing and overcrowding are significant challenges for refugees and migrants.¹⁰⁶⁶ Vulnerable groups with limited incomes have challenges securing safe and dignified housing across the sub-region, particularly as high rental costs compared to their incomes limit their options, and often result in families renting unsafe and undignified housing. Furthermore, refugees

and migrants in an irregular situation often face shelter challenges because of their lack of regular status and documentation requirements, as persons without documentation are not awarded official rental contracts. An absence of formal rental agreements exposes refugees and migrants to insecure tenure, evictions without notice, or forfeiture of deposits. In Trinidad and Tobago, a shortage of affordable housing and xenophobia compound the issue,¹⁰⁶⁷ further exacerbating the struggles faced by refugees and migrants in securing decent accommodation. Partners in Trinidad and Tobago reported inadequate shelters for individuals in vulnerable situations, such as UASC, among others. In Guyana, indigenous Venezuelans living in remote areas near the Venezuelan border are less impacted by housing expenses, as they reside in rural river areas and build homes using forest resources. Nonetheless, subpar living conditions pose health and safety hazards for these communities, including water-related illnesses. In Guyana’s Region 1, housing demand is substantial, due to limited housing supply compared to the numbers of arriving Venezuelans and Guyanese returning from Venezuela.¹⁰⁶⁸

Unique Shelter Needs of Particularly Vulnerable Groups

Certain vulnerable populations such as single-headed households, survivors of gender-based violence, victims of trafficking, and UASC, LGBTQI+, indigenous peoples, elderly persons, people with disabilities, and those with chronic health conditions have unmet

[1064] R4V Shelter Sector, *Joint Needs Analysis Workshop: Dominican Republic (May 2023)*.
 [1065] UNHCR Refugee and Asylum-Seeker Survey, *Trinidad and Tobago (19 October- 19 November 2022)*, <https://data.unhcr.org/en/documents/details/103000>
 [1066] HIAS Aruba, *2022-2023 Overview*, <https://hias.org/wp-content/uploads/hias-aruba-overview.pdf>; IOM, DTM, *Flow Monitoring Surveys of Indigenous Venezuelan Nationals in Guyana, Round 5 (March 2023)*, <https://dtm.iom.int/guyana> and *R4V Caribbean, Participatory Assessment and R4V Partners’ Observations: Curaçao (October 2021)*.
 [1067] IOM, DTM, *Trinidad and Tobago, Round Five (2022)*.
 [1068] IOM, DTM, *Flow Monitoring Surveys of Indigenous Venezuelan Nationals in Guyana, Round 5 (March 2023)*, <https://dtm.iom.int/guyana>

shelter needs, and in some cases need emergency housing assistance. For example, survivors of GBV and victims of trafficking require secure lodging as soon as instances of violence and rights violations are recognized, to ensure their safety and well-being while they await specialized assistance and more permanent

solutions. However, specialized emergency shelter is currently limited or unavailable in various Caribbean locations, and a shortage of well-trained staff for communal shelters and quality facilities adds to the challenges.¹⁰⁶⁹

WASH



CURRENTLY IN-DESTINATION AFFECTED HOST COMMUNITIES	PEOPLE IN NEED					
	60.1 K	28.2%	30.4%	41.1%	14.8%	13.7%
		28.5%	29.8%	41.5%	14.6%	14.1%

Access to WASH services varies across the Caribbean sub-region, and their presence (or absence thereof) facilitates or limits the enjoyment of other rights and services, such as health.

Lack of Access to Adequate Sanitation Facilities

While WASH facilities are broadly available to the local populations in urban areas of the five countries, refugees and migrants – many of whom are living in overcrowded settlements and/or in remote locations – are confronted with inadequate sanitation and hygiene facilities, including limited running/piped water, and limited toilet and bathroom facilities, particularly for women and girls. R4V partners identified these challenges as a priority need in the border regions of Guyana and the coastal areas of Trinidad and Tobago, where numerous indigenous peoples reside, including Venezuelans. With a view to increasing access to WASH services, additional data on available services and corresponding gaps is required.

Access to potable water

Access to potable water presents unique challenges for refugees and migrants, mainly in remote areas in Guyana, but also in parts of Trinidad and Tobago. While local populations residing in urban areas in the sub-region generally have access to piped potable water, the high costs for consistent water supply, or for transportation to purchase water, act as a barrier for

some refugees and migrants to access water in remote areas. A March 2023 survey highlights that 81 per cent of respondents in remote areas in Guyana have no access to drinking water.¹⁰⁷⁰ Instead, they resort to using water from rivers and creeks for personal consumption and sanitation.¹⁰⁷¹ Cultural and language differences among refugees, migrants and host community members further contribute to challenges in promoting healthy sanitation practices.

Access to Basic Hygiene Items (including Menstrual Supplies)

The lack or unavailability of hygiene supplies in both urban and remote communities of countries in the Caribbean exacerbates the sanitation and health concerns for refugees and migrants, especially women and girls. This access constraint is primarily owed to their costs, with refugees and migrants often living off limited budgets and unable to afford essential hygiene supplies (such as soap, toothpaste, and diapers) and with menstrual supplies being largely unavailable in remote areas in border regions and in indigenous communities of Guyana and Trinidad. Additionally, the lack of information about recommended hygiene practices¹⁰⁷² in Spanish and indigenous languages further compromise the health situation of refugees and migrants from Venezuela, also impacting their health situation.

[1069] R4V Caribbean, *Interagency Focus Group Discussions in Trinidad and Tobago and the Dominican Republic (July 2023)*.

[1070] IOM, DTM, *Flow Monitoring Surveys of Indigenous Venezuelan Nationals in Guyana, Round 5 (March 2023)*, <https://dtm.iom.int/guyana>

[1071] *Ibid.*

[1072] R4V, *Mesas Nacionales de Consulta a Pueblos Indígenas Venezolanos: Guyana (March 2022)*, <https://www.r4v.info/es/document/mesas-nacionales-de-consulta-pueblos-indigenas-venezolanos-2021-guyana>.

CENTRAL AMERICA & MEXICO



CENTRAL AMERICA & MEXICO AT A GLANCE

PEOPLE IN NEED (PIN)

CURRENTLY IN-DESTINATION

61.3%

123.1 K

87.9%

VENEZUELAN
IN-TRANSIT

88.0%

OTHERS
IN-TRANSIT*

66.9%

AFFECTED HOST
COMMUNITIES



POPULATION IN NEED BY AGE AND GENDER

MEN WOMEN BOYS GIRLS

34.2%














43.8%

12.5%

9.5%

All percentages and absolute values used in maps, graphs and other infographics are, unless stated otherwise, based on the number of Venezuelan refugees and migrants in-destination, as reported in the August 2023 population update.

* "Others in-transit" include refugees and migrants of other nationalities in-transit in Costa Rica and Panama.

SECTOR	PEOPLE IN NEED (PIN)		IN TRANSIT		AFFECTED HOST COMMUNITIES
	INN/ADESTINATION		VENEZUELANAS	OTHERS*	
	61.3%	123.1 K	87.9%	88.0%	66.9%
	14.2%	28.4 K	13.4%	21.0%	8.0%
	25.7%	51.5 K	40.0%	50.3%	21.8%
	22.8%	45.8 K	35.1%	35.3%	13.8%
	19.1%	38.2 K	56.2%	76.2%	1.8%
	26.4%	52.9 K	1.3%	0.4%	7.4%
	11.8%	23.7 K	12.4%	15.4%	4.1%
	54.5%	109.4 K	63.1%	58.7%	66.2%
	4.5%	9.0 K	9.7%	11.5%	0.4%
	20.4%	40.9 K	34.2%	46.0%	8.1%
	7.5%	15.0 K	30.6%	42.3%	0.6%
	25.4%	51.0 K	57.5%	60.4%	2.6%
	7.1%	14.2 K	54.4%	62.2%	10.3%

LEGEND



Intersector



Education



Food Security



Health

Humanitarian
Transportation

Integration



Nutrition



Protection



Child Protection

Gender-Based
Violence (GBV)Human Trafficking
& Smuggling

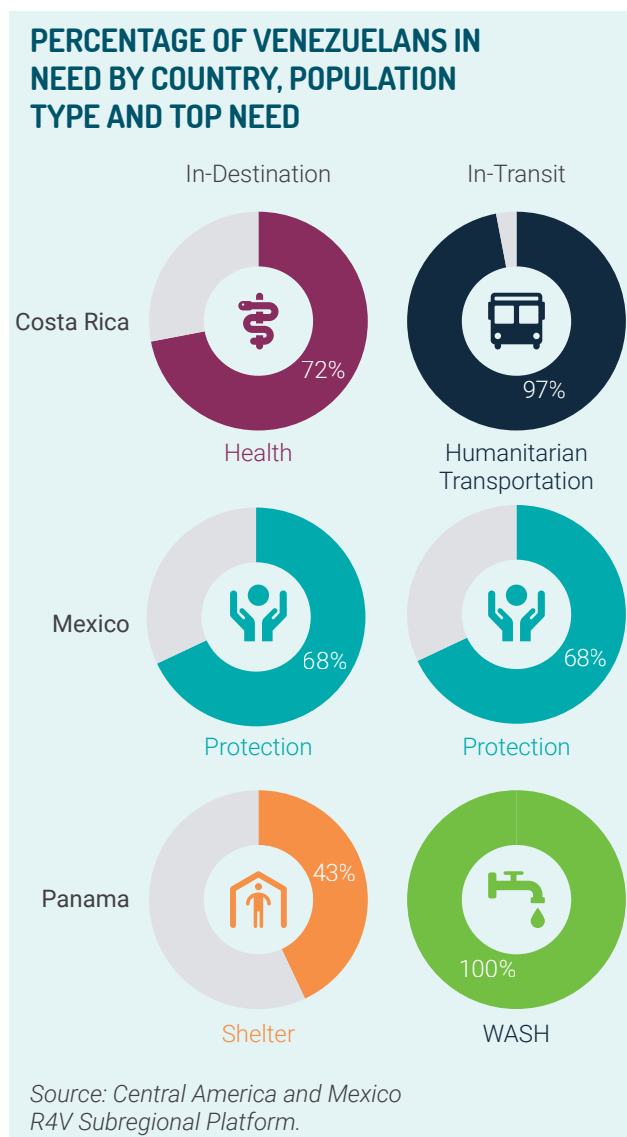
Shelter



WASH

* "Others in-transit" include refugees and migrants of other nationalities in-transit in Costa Rica and Panama.

PLATFORM OVERVIEW



The Sub-regional R4V Central America and Mexico Platform conducted joint needs assessments (JNA) in 2023 in Costa Rica, Panama, and Mexico. While movement trends and corresponding needs of refugees and migrants as well as affected host

communities fluctuate significantly in the sub-region, partners identified priority needs primarily based on a secondary data review (SDR) of reports published and surveys conducted over the past year. The data analyzed needs of refugees and migrants from Venezuela in-destination and the needs of populations in-transit, including Venezuelans and other nationalities in Panama and Costa Rica.

In Costa Rica, refugees' and migrants' needs across all relevant sectors were primarily identified via data compiled through studies by individual R4V partners, including UN agencies and NGOs. The primary sources were two recent assessments: an R4V partner's 2023 survey¹⁰⁷³ of 294 refugees and migrants in-destination in Costa Rica; and the results of another R4V partner's series of surveys¹⁰⁷⁴ carried out with the population in-transit between December 2022 and June 2023 (with a total of 1,648 survey respondents) to assess needs of refugees and migrants in specific sites of high mobility and concentration in Costa Rica.

Similarly, Panama's JNA focused on available data from assessments recently conducted by R4V partners and external stakeholders. Programme monitoring data from R4V partners also served to better understand the needs of refugees and migrants in-destination and in-transit. R4V partners in Panama conducted a joint analysis workshop¹⁰⁷⁵ in June 2023, which served as a forum to discuss and validate the information obtained from the SDR. In addition, to strengthen the perspective of refugees and migrants themselves in the JNA process, focus group discussions were held in July 2023¹⁰⁷⁶ with refugees and migrants from Venezuela in the provinces of Panama and West Panama. Notably, participants highlighted an increase in onward movements and departures of Venezuelans who had previously resided in Panama during 2023, largely intending to reach the

[1073] UNHCR, *High Frequency Survey (HFS), Costa Rica (May-June 2023)*.

[1074] IOM, DTM, "Monitoring the migratory flow of people in mobility through the Americas in specific sites of high mobility and concentration of migrants in Costa Rica" (15 December 2022 to 15 June 2023), <https://costarica.iom.int/es/tablero-interactivo-de-datos-sobre-personas-migrantes-en-situacion-de-movilidad-por-las-americas-en-costa-rica>. The tools of the DTM methodology included Flow Monitoring Register, Emergency Event Tracking and Flow Monitoring Surveys, from the Mobility Tracking and Flow Monitoring components, respectively.

[1075] R4V Central America and Mexico Platform, *Joint Needs Assessment (JNA) Workshop, Panama (19 June 2023)*.

[1076] R4V partners held focus group discussions (FGDs) with civil society organizations on 13 July 2023. The groups consisted of: (i) 2 female and male adult refugees and asylum-seekers, (ii) 9 female and male adult migrants in destination, and (iii) 2 male migrants in-destination under the age of 18.



© NRC - Ingrid Prestetun

United States. A census undertaken in Panama in 2023 corroborated this observation, showing a significant decrease in the number of Venezuelans in-destination from the previous estimate of 147,424 in 2022 to 58,158 in 2023.^[1077]

In Mexico, the assessment of needs of refugees and migrants was based on the secondary data review of studies by R4V partners operating in Mexico. The two main sources consulted were an R4V partner's protection monitoring survey^[1078] with 576 interviews administered with refugees and migrants from Venezuela between January and June 2023, totalling 1,340 family units in various cities in Mexico, including Ciudad Juarez, Tijuana, Tapachula, Tenosique, Reynosa and Matamoros; and another R4V partner's survey^[1079] carried out between February and June 2023 with 776 refugee and migrant participants from Venezuela in Ciudad Juarez, Tijuana, Tapachula, Tenosique, Reynosa and Matamoros.

Key priority needs that were identified for refugees and migrants in the sub-region in 2023 vary based on the country and context, as well as between in-destination and in-transit populations. Access to regularization and documentation, including access to regular status in their host countries, as well as valid passports from their country of origin, and identity documentation remain a priority across the sub-region. Additionally, access to economic resources, including through employment and income-generating activities, for populations in-destination and in-transit was identified by refugees and migrants as a priority. Finally, meeting immediate needs for cash, food, shelter, health, safe transportation, and water, sanitation and hygiene services were identified as priorities for refugees and migrants both in destination and in transit in the sub-region. In particular, women and children are vulnerable as they are at greater risk of becoming victims of gender-based violence and other types of exploitation and abuse.

[1077] R4V, *Refugees and Migrants from Venezuela in Latin America and the Caribbean* (accessed August 2023), <https://www.r4v.info/en/refugeeandmigrants>

[1078] UNHCR *Protection Monitoring, Mexico (January-June 2023)*.

[1079] IOM, *DTM, Ciudad Juarez, Tijuana, Tapachula, Tenosique, Reynosa and Matamoros, Mexico (February-June 2023)*, <https://mexico.iom.int/es/matriz-de-seguimiento-del-desplazamiento-dtm>

EDUCATION



	PEOPLE IN NEED		♂	♀	♂	♀
	28.4 K	14.2%	34.6%	33.9%	17.6%	13.9%
CURRENTLY IN-DESTINATION						
VENEZUELAN IN-TRANSIT		13.4%	N/A	N/A	52.4%	47.6%
OTHERS IN-TRANSIT		21.0%	N/A	N/A	52.4%	47.6%
AFFECTED HOST COMMUNITIES		8.0%	30.5%	32.8%	18.8%	17.9%

While all children in theory have the right to access primary and secondary public education irrespective of their status or nationality, refugee and migrant children continue to face obstacles related to enrollment and permanence in schools across all three countries in the sub-region. Children in-transit face particular challenges, as extended periods of not attending school can result in significant learning gaps.

According to an R4V partner's survey in Costa Rica,¹⁰⁸⁰ the majority of refugee and migrant children from Venezuela in-destination are enrolled in schools (95 per cent).¹⁰⁸¹ In Panama, the figures reported by R4V partners indicate a slightly lower enrollment rate, with approximately 78 to 81 per cent of school-aged children from Venezuela attending school.¹⁰⁸² Among those not attending school in Costa Rica, Panama, and Mexico, the main barriers identified preventing access to education were a lack of economic resources to purchase school supplies and uniforms (and pay public school fees in the case of Mexico)¹⁰⁸³ and

the absence of proper documentation required for children's enrollment, including identity documentation and certified records of previous studies completed.¹⁰⁸⁴ Securing validation of previous primary and secondary education completed outside of host countries remains a challenge for populations in-destination in Costa Rica and Panama, requiring authentication by the relevant education authorities.¹⁰⁸⁵ Additional challenges include lack of mechanisms to support children and their academic pathways; lack of access to information to enroll children; and discrimination and xenophobia in host communities.¹⁰⁸⁶

In terms of refugee and migrant children in-transit, R4V education partners across the sub-region report that their in-transit status has resulted in lower educational outcomes. For example, during the JNA Workshop in Panama, R4V partners reported that children who have been transiting through the Darien region demonstrate low levels of literacy and lack basic knowledge and skills appropriate to their age.¹⁰⁸⁷ This is attributed to

[1080] UNHCR, *High Frequency Survey, Costa Rica (May-June 2023)*.

[1081] According to Article 5 of Costa Rica's Student enrollment and transfer regulations, "Every minor person has the right to receive free public education. In no case, the exercise of this right will be subject to discrimination due to their socioeconomic situation, irregular immigration status, status as a student from abroad, social level or place of residence of the student, disability or other condition." http://www.pgrweb.go.cr/scij/Busqueda/Normativa/Normas/nrm_texto_completo.aspx?nValor1=1&nValor2=84554

[1082] 78% according to IOM, DTM, *Report on Surveys with Migrant Populations in Panama and West Panama Province of Panama (August-September 2021)*, <https://dtm.iom.int/sites/g/files/tmzbd11461/files/reports/PANAMAENCUESTA2%20%282%29.pdf>; and 81% according to UNHCR, *Protection Monitoring/High Frequency Survey, Panama (2022)*, <https://data.unhcr.org/es/documents/details/92828>

[1083] UNICEF, "Childhoods in Mobility" (June 2023), <https://www.unicef.org/mexico/informes/infancias-en-movilidad>

[1084] UNHCR, *High Frequency Survey, Costa Rica (May-June 2023)*; Comunidad Venezuela Costa Rica, "How to enroll your children in schools in Costa Rica" (2017), <https://www.comunidadvenezuelacr.org/como-inscribir-a-su-hijos-en-colegios-y-escuelas-de-costa-rica.html>; and IOM, UN Habitat, UNHCR, *Human Mobility Profile in Panama City (May 2022)*, <https://ciudadesincluyentes.org/wp-content/uploads/2023/07/perfil-de-movilidad-Panama-v-final.pdf>

[1085] Costa Rican Legal Information System, "Student enrollment and transfer regulations" (N° 40529-MEP), http://www.pgrweb.go.cr/scij/Busqueda/Normativa/Normas/nrm_texto_completo.aspx?nValor1=1&nValor2=84554 and IOM, UN Habitat, UNHCR, *Human Mobility Profile in Panama City (May 2022)*, <https://ciudadesincluyentes.org/wp-content/uploads/2023/07/perfil-de-movilidad-Panama-v-final.pdf>

[1086] UNICEF, "Childhoods in Mobility" (June 2023), <https://www.unicef.org/mexico/informes/infancias-en-movilidad>

[1087] R4V Central America and Mexico Platform, *JNA Workshop: Panama (June 2023)*.

the fact that they have been travelling with their parents or, on many occasions, unaccompanied by a parent or guardian for extended periods of time (weeks, months or even years).¹⁰⁸⁸ In Mexico, R4V partners report that parents and guardians do not choose to enroll their

children in schools as they consider themselves in-transit.¹⁰⁸⁹ This ongoing transit prevents them from accessing adequate learning opportunities or any type of formal education.

FOOD SECURITY



	PEOPLE IN NEED		♂	♀	♂	♀
	CURRENTLY IN-DESTINATION					
VENEZUELAN IN-TRANSIT	51.5 K	25.7%	35.3%	41.1%	13.6%	10.0%
OTHERS IN-TRANSIT		40.0%	50.6%	25.5%	12.7%	11.2%
AFFECTED HOST COMMUNITIES		50.3%	54.0%	25.0%	11.0%	10.0%
		21.8%	32.9%	35.2%	16.1%	15.8%

Access to food remains a critical and urgent need for refugees and migrants across the sub-region, for those in-destination and in-transit. Difficulties accessing food are primarily related to their lack of income, coupled with reduced purchasing power due to the rise in commodity prices. For example, in Costa Rica, the National Institute of Statistics and Censuses¹⁰⁹⁰ noted in February 2023 that the monthly cost of the basic food basket had reached USD 110.66, an increase of 15.6 per cent when compared to February 2022. An increase of USD 14.97 in average monthly food expenses is significant for refugee and migrant households living off limited budgets, with many refugees and migrants earning less than the minimum wage in Costa Rica.

Refugees and migrants encounter significant food security challenges across all three host countries in the sub-region. In Panama, a survey from 2022 found that 56 per cent of refugees and migrants reported

difficulties accessing enough food.¹⁰⁹¹ Another R4V partner's survey found that 40 per cent of those in-destination identified food as one of their top priorities.¹⁰⁹² In contrast, a survey of the population in-transit found that 17 per cent of respondents indicated that food was their top need, and another 25 per cent listed food as their second and third priority need, respectively.¹⁰⁹³ This was highlighted by a joint report published by R4V partners with refugees and migrants in-transit in Panama, which found that 48 per cent of Venezuelans have very low food consumption levels and one in four refugees and migrants in Panama go a whole day without eating.¹⁰⁹⁴ Similarly, in Costa Rica, 48 per cent of Venezuelans in-destination were found to be in a situation of moderate to severe food insecurity.¹⁰⁹⁵ Among the in-destination population in Costa Rica, 52 per cent of respondents to a survey between May to June 2023 had experienced running out of food due to lack of funds, while during previous months, up to 82 per cent

[1088] *Ibid.*

[1089] UNICEF, "Childhoods in Mobility" (June 2023), <https://www.unicef.org/mexico/informes/infancias-en-movilidad>

[1090] Instituto Nacional de Estadística y Censos (INEC), Costa Rica, Estadísticas Económicas (July 2023), <https://admin.inec.cr/sites/default/files/2023-04/reEconomCBA032023-01.xlsx>

[1091] UNHCR, Protection Monitoring/High Frequency Survey, Panama (2022), <https://data.unhcr.org/es/documents/details/92828>

[1092] UNHCR, Protection Monitoring/High Frequency Survey, Panama (2023). <https://reliefweb.int/attachments/3e562c6c-450f-4be6-a3c9-9ea52ef32868/Protection%20Monitoring%20Report%20HFS%20204.pdf>

[1093] IOM, DTM, "Monitoring of the migratory flow of people in mobility through the Americas: The Darien and Chiriqui, Panama" (May 2023), https://dtm.iom.int/sites/g/files/tmzbd1461/files/reports/Ronda%20DTM%20Darien%20MAYO_2023.pdf

[1094] UNHCR, WFP, Mixed Movements Monitoring (January-March 2023), <https://data.unhcr.org/en/documents/download/102005>

[1095] UNHCR, High Frequency Survey, Costa Rica (May-June 2023).

of respondents had experienced such food shortages (half of whom said this happened three to ten times within one month).¹⁰⁹⁶ In Mexico, approximately 63 per cent of Venezuelan refugee and migrant households in-transit surveyed by an R4V partner reported that they were in need of nutritious food.¹⁰⁹⁷

Refugee and migrant households experiencing food insecurity are forced to resort to harmful coping mechanisms that compromise their health and nutritional situation. In Mexico, 18 per cent of refugees and migrants from Venezuela in-destination and 23 per cent of those in-transit had to resort to begging to meet basic needs, including food.¹⁰⁹⁸ To address challenges with access to food in Panama, refugees and migrants

from Venezuela reported that they limited food consumption for adults and prioritized children (91 per cent), reduced the quality and quantity of their food (84 per cent), borrowed money (72 per cent), did not pay rent for several months (51 per cent) and sought aid from NGOs and humanitarian agencies (47 per cent).¹⁰⁹⁹

Finally, 46 per cent of refugees and migrants in-transit in Costa Rica¹¹⁰⁰ indicated that they had eaten only one meal on the day they were interviewed, 27 per cent had two, 22 per cent had none, and only 5 per cent had three meals or more. Additionally, 58 per cent of refugees and migrants surveyed reported having spent at least one day without eating between January and June 2023.¹¹⁰¹

HEALTH



	PEOPLE IN NEED		♂	♀	♂	♀
	45.8 K	22.8%	35.9%	42.3%	12.1%	9.7%
CURRENTLY IN-DESTINATION						
VENEZUELAN IN-TRANSIT		35.1%	51.8%	25.3%	12.1%	10.8%
OTHERS IN-TRANSIT		35.3%	54.0%	25.0%	11.0%	10.0%
AFFECTED HOST COMMUNITIES		13.8%	32.9%	35.4%	16.0%	15.7%

Access to healthcare for refugees and migrants remains an essential challenge across Costa Rica, Panama and Mexico. While the specific barriers differ between the countries as well as between populations in-destination and in-transit, many refugees and migrants lack access to healthcare in the sub-region due to their irregular status, lack of information on how to access care, and lack of financial resources, especially for preventive healthcare. This poses a risk as it prevents individuals from detecting illnesses and diseases at an early stage, negatively affecting their overall health and well-being as they allow issues to

escalate. Refugees and migrants from Venezuela in the sub-region are particularly vulnerable as many have sustained injuries while in-transit, while others suffer from chronic diseases that have gone untreated during their journeys.

Health insurance coverage varies between the countries of the sub-region but is generally limited for refugees and migrants. Although public health facilities across the sub-region will treat refugees and migrants in emergency situations regardless of their status, there are obstacles related to access to primary and secondary healthcare. In Costa Rica, children, pregnant,

[1096] *Ibid.*

[1097] IOM DTM, Ciudad Juarez, Tijuana, Tapachula, Tenosique, Reynosa and Matamoros, Mexico (February-June 2023), [Matriz de seguimiento del desplazamiento \(DTM\) | OIM México \(iom.int\)](#)

[1098] *Ibid.*

[1099] UNHCR, Protection Monitoring/High Frequency Survey, Panama (2023), <https://reliefweb.int/attachments/3e562c6c-450f-4be6-a3c9-9ea52ef32868/Protection%20Monitoring%20Report%20HFS%204.pdf>

[1100] UNHCR, Human Mobility Survey, Costa Rica (January-June 2023).

[1101] *Ibid.*

and lactating women are entitled to free public healthcare; however, health insurance coverage through Costa Rica's Social Security system is required for all other populations (except for emergency assistance). To access this, individuals must meet specific criteria, including having regular status or being an asylum-seeker or recognized refugee. Those who are unable to meet these requirements must use private healthcare services, which are not accessible to refugees and migrants due to their high costs. As a result, the majority of refugees and migrants in-destination and in-transit cannot enroll or access healthcare services in Costa Rica; 11 per cent of surveyed refugees and migrants in-destination reported having a family member in need of medical attention but who was unable to receive it.¹¹⁰² In Panama, some 90 per cent of refugees and migrants, including Venezuelans, lack health insurance, either public or private.¹¹⁰³ This is particularly critical given the high costs of healthcare services and medication in Panama, making healthcare broadly inaccessible to the majority of refugees and migrants. Another assessment found that refugees and migrants without health insurance in Panama report that this is mainly due to their irregular status and lack of regular documentation in the country (53 per cent), lack of livelihood opportunities (32 per cent), insufficient funds (31 per cent) or working informally without a contract (42 per cent).¹¹⁰⁴ Thirty-five per cent of refugees and asylum-seekers surveyed reported that they needed health care based on their existing vulnerabilities.¹¹⁰⁵ In Mexico, refugees and migrants have access to healthcare irrespective of their regular (or irregular) status. According to a survey of refugees and migrants in-transit in Mexico, 30 per cent of respondents reported that when they had a health-related issue, they would

visit the closest public health centre, while 26 per cent would go to an NGO offering health services, and 23 per cent to a hospital.¹¹⁰⁶ Approximately 20 per cent stated that they would not seek medical attention at all.¹¹⁰⁷ Despite having access to healthcare in principle, 40 per cent of refugees and migrants in-destination who had required healthcare services reported that they had been unable to access necessary medical attention in Mexico, primarily due to a lack of information.¹¹⁰⁸

Regarding the specific health needs of the refugee and migrant population in the sub-region, according to an R4V partner, 72 per cent of surveyed refugees and migrants in Costa Rica required medical attention, with 36 per cent being for chronic diseases such as diabetes and hypertension.¹¹⁰⁹ Similar stress-related conditions prevail among refugees and migrants in Panama and Mexico,¹¹¹⁰ and 35 per cent of refugees and migrants interviewed by an R4V partner in Panama reported having at least one family member with a critical or chronic medical condition.¹¹¹¹

Regarding populations in-transit, findings from Costa Rica highlight that 72 per cent of refugees and migrants surveyed had suffered from some form of injury during their transit, and 10 per cent reported requiring maternal-child healthcare.¹¹¹² Similarly, 69 per cent of refugees and migrants in-transit in Panama reported requiring medical attention during their journey or upon their arrival to the migrant reception centres in the Darien.¹¹¹³ Refugees and migrants transiting through the Darien experience a dangerous journey that involves navigating through mountains, cliffs and rivers prone to sudden floods, which have serious consequences on the mental and physical health needs of refugees and

[1102] UNHCR, *High Frequency Survey, Costa Rica (May-June 2023)*.

[1103] IOM, UN Habitat, UNHCR, *Human Mobility Profile in Panama City (May 2022)*, <https://ciudadesincluyentes.org/wp-content/uploads/2023/07/perfil-de-movilidad-Panama-v-final.pdf>

[1104] HIAS, *Evaluation in Panama (2022)*. (Not public, available upon request).

[1105] UNHCR, *Protection Monitoring/High Frequency Survey, Panama (2023)*, <https://reliefweb.int/attachments/3e562c6c-450f-4be6-a3c9-9ea52ef32868/Protection%20Monitoring%20Report%20HFS%204.pdf>

[1106] IOM DTM, *Tapachula y Tenosique, Mexico (February-June 2023)*, [Matriz de seguimiento del desplazamiento \(DTM\) | OIM México \(iom.int\)](https://iom.int/publications/matriz-de-seguimiento-del-desplazamiento-dtm-iom-mexico)

[1107] *Ibid.*

[1108] UNHCR *Protection Monitoring, Mexico (January-June 2023)*.

[1109] UNHCR, *High Frequency Survey, Costa Rica (May-June 2023)*.

[1110] *Observations of R4V partners in Mexico, 2023*.

[1111] UNHCR-*Protection Monitoring/High Frequency Survey (Panama, 2023)*.

[1112] IOM, DTM, "Monitoring the migratory flow of people in mobility through the Americas in specific sites of high mobility and concentration of migrants in Costa Rica" (15 December 2022 to 15 June 2023), <https://costarica.iom.int/es/tablero-interactivo-de-datos-sobre-personas-migrantes-en-situacion-de-movilidad-por-las-americas-en-costa-rica>

[1113] World Food Programme, *Human Mobility data (internal) (December 2022)*

migrants. The greatest medical needs of populations in-transit in the Darien are related to foot injuries (91 per cent), skin diseases and injuries, including stabbings and gunshot wounds (82 per cent).¹¹¹⁴ Furthermore, victims of sexual violence require specific medical treatment and psychological support. In 2022, there were at least 172 cases of sexual violence identified among the population in transit through the Darien.¹¹¹⁵ On many occasions, victims have not been able to access necessary medical treatment in time, such as Post-Exposure Prophylaxis (PEP) kits needed after a rape to prevent infections and unwanted pregnancies, as they have to be given within 72 hours of the assault, and average journeys on foot through the Darien take four to ten days.¹¹¹⁶ Only 37 per cent of rape survivors

received care within this timeframe.¹¹¹⁷ Healthcare for pregnant and lactating women has also been highlighted as a key priority with people on the move, given their specific needs that are difficult to meet while in-transit, such as nutritional needs and health consultations.¹¹¹⁸ Finally, humanitarian organizations operating in the Darien have received increased requests for mental health services from people in transit, especially those witnessing traumatic or threatening circumstances, including threats and abuse, as well as death (either as people are lost, washed away by the rivers, or through observing dead bodies along the route).¹¹¹⁹ R4V partners reported that there were 2,600 mental health consultations and 561 psychosocial support groups in 2022.¹¹²⁰

HUMANITARIAN TRANSPORTATION



	PEOPLE IN NEED		♂	♀	♂	♀
	CURRENTLY IN-DESTINATION	38.2 K 19.1%	35.7%	42.1%	12.4%	9.8%
VENEZUELAN IN-TRANSIT		56.2%	53.5%	25.1%	11.2%	10.2%
OTHERS IN-TRANSIT		76.2%	54.0%	25.0%	11.0%	10.0%
AFFECTED HOST COMMUNITIES		1.8%	34.5%	35.3%	15.3%	14.9%

As a result of restrictions for refugees and migrants to cross borders in a regular and safe manner, irregular movements through the sub-region along unsafe sea and land routes have reached pervasive levels, exposing affected refugees and migrants to immense risks for their mental and physical well-being (see elaborations under the relevant sectors). Access to and availability of domestic safe transportation would drastically reduce the existing exposure of refugees and migrants

to human trafficking and smuggling, generalized crime, extortion as well as gender-based violence. As refugees and migrants continue their journeys northward from Panama through Costa Rica and Mexico, particularly those travelling on foot and using irregular routes and means of transportation, they encounter situations that pose challenges to their physical integrity and mental well-being. For 2023, safe transportation for refugees and migrants in-transit is of growing importance as the

[1114] IOM DTM, Darien, Panama (June 2023), <https://panama.iom.int/es/dtm-monitoreo-de-flujos-migratorios-en-panama>

[1115] Medecins sans Frontieres (MSF), Humanitarian Crisis in Darien (21 June 2022), <https://www.msf.org.co/actualidad/crisis-humanitaria-darien-peligrosas-rutas-cientos-personas-migrantes-arriesgan-vida/>

[1116] R4V Central America and Mexico Platform, JNA Workshop: Panama (June 2023).

[1117] MSF, Humanitarian Crisis in Darien (21 June 2022), <https://www.msf.org.co/actualidad/crisis-humanitaria-darien-peligrosas-rutas-cientos-personas-migrantes-arriesgan-vida/>

[1118] R4V Central America and Mexico Platform, JNA Workshop: Panama (June 2023).

[1119] MSF, Humanitarian Crisis in Darien (21 June 2022), <https://www.msf.org.co/actualidad/crisis-humanitaria-darien-peligrosas-rutas-cientos-personas-migrantes-arriesgan-vida/>; UNHCR, Darien Panama, Mixed Movements Protection Monitoring, Panama, August 2023. <https://data.unhcr.org/en/documents/details/102887>

[1120] R4V Central America and Mexico Platform, JNA Workshop: Panama (June 2023).

number of crossings has reached more than 333,000 since the beginning of the year, which is equivalent to three times the figure for the same period in 2022.¹¹²¹

Refugees and migrants in-transit in the sub-region are largely unable to access safe transportation, owed to financial constraints as well as safety concerns with available transportation options. According to estimates by R4V partners in Costa Rica, 55 per cent of refugees and migrants in-transit (98,000) – the majority from Venezuela – used buses to travel from the border with Panama (Paso Canoas) to the border with Nicaragua (Los Chiles) from January to mid-June 2023,¹¹²² with 97 per cent of them having to pay an average of USD 30 per person, including for children, for private bus services.¹¹²³ As of June 2023, it is estimated that there are around 325 refugees and migrants stranded in shelters (of whom 85 per cent are Venezuelan) and 3,221 stranded in public places (of whom 86 per cent are Venezuelan) in Costa Rica, mainly due to their lack of financial means to pay for transportation to continue their journeys.¹¹²⁴ In Panama, refugees and migrants are required to comply with local authorities' bussing practices and costs. Unfortunately, there is a lack of safety in buses and caravans that move refugees and migrants between the Darien and the border with Costa Rica, which in numerous cases in 2023 have resulted in crashes and the loss of many lives of refugees, migrants and Panamanian travelers.¹¹²⁵ According to surveys in Mexico, a majority of refugees and migrants in-transit reported

that their main means of transportation is by foot (60 per cent), followed by formal public transportation, such as buses (45 per cent) and informal bus and touristic services (25 per cent).¹¹²⁶ In Mexico, the lack of safe and affordable transportation options results in refugees and migrants in transit being exposed to risks, such as human trafficking, migrant smuggling, and exploitation (see Human Trafficking and Smuggling Sector). Regarding refugees and migrants from Venezuela in-destination, in Costa Rica, 74 per cent use private transportation to access goods and services such as education, health, registration processes and others, while 55 per cent say they walk and 13 per cent report that they own or borrow a vehicle.¹¹²⁷ However, 54 per cent of refugees and migrants say that they do not have sufficient resources or information to access safe local transportation, resulting in a lack of access to key services such as health and education, particularly in more remote areas.¹¹²⁸ In Mexico, refugees and migrants in-destination continue to need internal transport to other regions to find jobs and improve access to basic services such as healthcare, education and housing.¹¹²⁹ In Panama, R4V partners have noted a substantial influx of refugees and migrants settling in Panama Oeste province, due to its lower rental costs compared to Panama City.¹¹³⁰ However, transportation options between these two provinces are very limited, and commuters are estimated to spend an average of 96 hours per month due to traffic congestion.¹¹³¹ Surveys of refugees and migrants revealed that their residences are often situated far from schools,

[1121] According to Panama's National Migration Service (SNM), 333,704 refugees and migrants have entered Panama from Colombia irregularly via the Darien between January-August 2023. Out of this total, 201,288 are from Venezuela (over 60%), 43,536 from Ecuador (13%) and 35,724 from Haiti (11%). Source: SNM, Statistics on Irregular Transit through Darien, 2023, <https://www.datosabiertos.gob.pa/dataset/migracion-irregulares-en-transito-por-darien-por-pais-2023>

[1122] IOM, DTM, "Monitoring the migratory flow of people in mobility through the Americas in specific sites of high mobility and concentration of migrants in Costa Rica" (15 December 2022 to 15 June 2023), <https://costarica.iom.int/es/tablero-interactivo-de-datos-sobre-personas-migrantes-en-situacion-de-movilidad-por-las-americas-en-costa-rica>

[1123] UNHCR, Human Mobility Survey, Costa Rica (January-June 2023).

[1124] IOM, DTM, "Monitoring of the migratory flow of people in mobility through the Americas in specific sites of high mobility and concentration of migrants in Costa Rica" (June 2023), <https://dtm.iom.int/reports/monitoreo-del-flujo-migratorio-de-personas-en-situacion-de-movilidad-por-las-americas-en-6>

[1125] The Guardian, "At least 39 migrants killed in Panama bus crash after crossing Darién Gap" (15 February 2023), <https://www.theguardian.com/world/2023/feb/15/migrants-killed-panama-bus-crash-crossing-darien-gap> and Gonzalez, Elizabeth, "Se incendia un autobús que transportaba migrantes en Panamá" (25 February 2023), <https://cnnespanol.cnn.com/2023/02/25/incendio-autobus-migrantes-panama-orix/>

[1126] IOM DTM, Ciudad Juarez, Tijuana, Tapachula, Tenosique, Reynosa and Matamoros, Mexico (February-June 2023), <https://mexico.iom.int/es/matriz-de-seguimiento-del-desplazamiento-dtm>

[1127] UNHCR, High Frequency Survey, Costa Rica (May-June 2023).

[1128] *Ibid.*

[1129] Observations of R4V partners in Mexico, 2023.

[1130] R4V Central America and Mexico Platform, JNA Workshop: Panama (June 2023).

[1131] Entremes Magazine, Article: Residents of Panama Oeste Lose 96 Hours Monthly, Because of Traffic Jams (July 2023), <https://entremespanamaoeste.com/residentes-de-panama-oeste-pierden-96-horas-al-mes-atrapados-en-el-tranque/>

which is especially true for those in Panama Oeste, who highlighted the added fuel expenses and time required to navigate traffic when taking their children to school.¹¹³² Also, although there is a regional hospital in

Panama Oeste, refugees and migrants have mentioned they need to travel to Panama City to receive medical attention.¹¹³³

NUTRITION



	PEOPLE IN NEED		♂	♀	♂	♀
	23.7 K	11.8%	N/A	56.3%	20.3%	23.4%
CURRENTLY IN-DESTINATION						
VENEZUELAN IN-TRANSIT		12.4%	N/A	23.5%	40.5%	36.0%
OTHERS IN-TRANSIT		15.4%	N/A	26.0%	38.9%	35.1%
AFFECTED HOST COMMUNITIES		4.1%	N/A	56.4%	21.0%	22.6%

Malnutrition can be caused by various underlying conditions, including inadequate food, poor water and sanitation conditions and limited access to health services. The combination of these risk factors creates severe health conditions which impact the growth and development of young children. Among the most vulnerable groups, children under five years of age and pregnant and lactating women are particularly susceptible to malnutrition.

In the sub-region, several key factors have been identified that contribute to an increased risk of malnutrition among vulnerable refugees and migrants. Notably, limited access to nutritious foods due to lack of resources and rising commodity prices has made it increasingly difficult for Venezuelan families to maintain a diet that meets their basic nutritional needs. According to a survey conducted with refugees and migrants in-destination in Costa Rica, 76 per cent of respondents worried about not having sufficient food and 58 per cent claim they were unable to eat nutritious meals because of insufficient funds during the past year.¹¹³⁴ In Mexico, 63 per cent of surveyed Venezuelan households noted a lack of nutritious food as their

number one priority in July 2023.¹¹³⁵ The nutritional situation for refugee and migrant populations in-transit, especially for children, pregnant or lactating women, presents even greater risks for malnutrition, due to challenges with accessing adequate WASH, food, and healthcare along transit routes. An R4V partner operating in the Darien and Chiriquí provinces in Panama reported that 84 per cent of its maternal-child health cases in 2023 were children (38 per cent Venezuelan), and identified a risk of malnutrition in children, especially anemia and acute malnutrition.¹¹³⁶ A report by an R4V partner in Panama on refugees and migrants in-transit underscored that meals provided to refugees and migrants in the migration reception centres (ERMs in Spanish) do not guarantee an adequate intake of diversified and nutritious food adapted to the needs of each population segment, based on age, gender and diversity considerations. In the 2023 JNA Workshop, R4V partners who visited the ERMs in the Darien reported regular disposal of containers of uneaten food, noting that standard menus did not cater to malnourished persons with specific needs, as well as to those with dietary or religious restrictions.¹¹³⁷

[1132] IOM, UN Habitat, UNHCR, *Human Mobility Profile in Panama City (May 2022)*, <https://ciudadesincluyentes.org/wp-content/uploads/2023/07/perfil-de-movilidad-Panama-v-final.pdf>

[1133] R4V Central America and Mexico Platform, *FGDs in Panama Oeste, Panama (2023)*.

[1134] UNHCR, *High Frequency Survey, Costa Rica (May-June 2023)*.

[1135] IOM, DTM, *Ciudad Juarez, Tijuana, Tapachula, Tenosique, Reynosa and Matamoros, Mexico (February – June 2023)*, <https://mexico.iom.int/es/matriz-de-seguimiento-del-desplazamiento-dtm>

[1136] UNICEF, *"Care for children on the move and host communities in Darién and Chiriquí" (August 2023)*, <https://www.unicef.org/panama/atenci%C3%B3n-la-ni%C3%B1ez-en-movilidad-y-las-comunidades-de-acogida-en-dari%C3%A9n-y-chiriqu%C3%AD>

[1137] World Food Programme, *Report on Strengthening the Capacities of Humanitarian Assistance in the Migrant Reception Stations in Darien (December 2022)*.

INTEGRATION



	PEOPLE IN NEED		♂	♀	♂	♀
	52.9 K	26.4%	37.7%	43.8%	11.0%	7.5%
CURRENTLY IN-DESTINATION						
VENEZUELAN IN-TRANSIT	1.3%		54.0%	25.0%	11.0%	10.0%
OTHERS IN-TRANSIT	0.4%		54.0%	25.0%	11.0%	10.0%
AFFECTED HOST COMMUNITIES	7.4%		34.8%	36.9%	14.3%	14.0%

Although an improvement in the post-pandemic economic context is expected to have a positive impact on the overall situation of refugees and migrants, available data indicates that so far, the economic situation for Venezuelans has worsened in the sub-region from 2022 to 2023. Refugees and migrants were adversely affected during the pandemic by the closure of businesses, the loss of jobs and/or the reduction of salaries and other sources of income. An improved regional economic context presents conditions conducive to resuming the integration processes interrupted by the pandemic. Nevertheless, significant integration needs and challenges remain in the sub-region, including access to employment and income-generating opportunities, undermined by increasing levels of xenophobia and discrimination.

According to an R4V partner's June 2023 survey, 47 per cent¹¹³⁸ of in-destination refugees and migrants from Venezuela in Costa Rica indicated that they had not worked in the last 30 days, while in 2022, the unemployment rate was estimated to be 36 per cent.¹¹³⁹ Seventy-eight per cent¹¹⁴⁰ of refugees and migrants in-transit in Costa Rica indicated the lack of economic resources as their most urgent need, illustrating

that their inability to earn a sufficient income has resulted in an inability to pay for basic needs such as healthcare services, food, and shelter. In Panama, R4V partners highlighted the need to support the economic integration of Venezuelan refugees and migrants.¹¹⁴¹ Many Venezuelans who previously resided in Panama have left the country in the last year, including due to lack of economic opportunities.¹¹⁴² Unemployment among refugees and migrants grew from 36 per cent in 2022 to 38 per cent in 2023, informal employment decreased from 47 per cent to 42 per cent, and formal employment decreased from 5 per cent to 3 per cent.¹¹⁴³ This gap for accessing jobs and obtaining decent remuneration for their work disproportionately affects women.¹¹⁴⁴ Although the impact on economic integration remains to be seen, the new measures¹¹⁴⁵ announced by the government in July 2023 will allow some Venezuelans in the country without regular status to obtain a special protection permit and subsequent work permit, which could foster better access to formal employment and increase their social protection. In Mexico, the situation of integration prospects of refugees and migrants remains largely unchanged since last year: 17 per cent of employed Venezuelans surveyed by an R4V

[1138] UNHCR, *High Frequency Survey, Costa Rica (May-June 2023)*.

[1139] IOM, *DTM IV: Flow Monitoring of the Venezuelan Population, Costa Rica (April - June 2022)*, <https://dtm.iom.int/reports/costa-rica-monitoreo-de-flujo-de-la-poblacion-venezolana-14-de-abril-02-junio-2022?close=true>

[1140] IOM, DTM, "Monitoring the migratory flow of people in mobility through the Americas in specific sites of high mobility and concentration of migrants in Costa Rica" (15 December 2022 to 15 June 2023), <https://costarica.iom.int/es/tablero-interactivo-de-datos-sobre-personas-migrantes-en-situacion-de-movilidad-por-las-americas-en-costa-rica>

[1141] R4V Central America and Mexico Platform, *JNA Workshop: Panama (June 2023)*.

[1142] *Ibid.*

[1143] UNHCR, *Protection Monitoring/High Frequency Survey, Panama (2022)*, <https://data.unhcr.org/es/documents/details/92828>

[1144] *Ibid.*

[1145] Ministry of Public Safety, Government of Panama, "Executive Decree No. 112" (13 July 2023), https://www.gacetaoficial.gob.pa/pdfTemp/29824_B/99543.pdf

partner reported having a written contract, while 20 per cent receive a fixed income. Seventy-five per cent of employed Venezuelans reported that they are working in similar fields of work as they had in the past, mainly in the commerce, construction, hospitality (food service) and transportation industries.¹¹⁴⁶

Across the sub-region, xenophobia and discrimination represent a major integration challenge for refugees and migrants from Venezuela. In Costa Rica, 20 per cent¹¹⁴⁷ of refugees and migrants surveyed in 2023 indicated that they had suffered discrimination on the basis of their nationality in the last 12 months. In

Panama, according to findings from an R4V partner's survey in 2023, 55 per cent of refugees and migrants from Venezuela reported experiencing discrimination (58 per cent of whom were women and 42 per cent men); of these respondents, 97 per cent expressed that discrimination was due to their nationality.¹¹⁴⁸ In Mexico, almost half (47 per cent) of Venezuelans in-transit surveyed reported having experienced discrimination during their journey to reach Mexico.¹¹⁴⁹ Similarly, 39 per cent¹¹⁵⁰ of refugees and migrants surveyed in-transit reported having experienced some type of discrimination during their journeys.

PROTECTION



	PEOPLE IN NEED		♂	♀	♂	♀
	109.4 K	54.5%	33.9%	44.3%	12.4%	9.4%
CURRENTLY IN-DESTINATION						
VENEZUELAN IN-TRANSIT	63.1%	48.6%	25.8%	13.7%	11.9%	
OTHERS IN-TRANSIT	58.7%	54.0%	25.0%	11.0%	10.0%	
AFFECTED HOST COMMUNITIES	66.2%	32.7%	35.3%	16.1%	15.9%	

Refugees and migrants from Venezuela both in-transit and in-destination in the sub-region face various protection-related challenges. Access to documentation and regularization were identified by refugees and migrants as among their most pressing needs.¹¹⁵¹ They also indicated a need for more information and legal assistance related to regularization and asylum processes. Furthermore, refugees and migrants face violence and abuse, particularly as they transit along dangerous routes.

Access to documentation, including valid passports from the country of origin, and identity documents, is key as this is often a requirement to access regular status and formal employment in host countries. In Costa Rica, 17 per cent of surveyed refugees and migrants from Venezuela in-destination expressed that access to documentation or regularization was their third most urgent need.¹¹⁵² Meanwhile, 60 per cent of the population surveyed in-transit in Costa Rica indicated that access to documentation or regularization was one of their most urgent needs.¹¹⁵³ Almost 20 per cent

[1146] IOM, DTM, Tapachula, Tenosique, Ciudad Juárez, Tijuana, Reynosa y Matamoros, Mexico (February-June 2023), <https://mexico.iom.int/es/matriz-de-seguimiento-del-desplazamiento-dtm>

[1147] UNHCR, High Frequency Survey, Costa Rica (May-June 2023).

[1148] UNHCR, Protection Monitoring/High Frequency Survey, Panama (2022), <https://data.unhcr.org/es/documents/details/92828>

[1149] IOM, DTM, Tapachula, Tenosique, Ciudad Juárez, Tijuana, Reynosa y Matamoros (February-June 2023), <https://mexico.iom.int/es/matriz-de-seguimiento-del-desplazamiento-dtm>

[1150] *Ibid.*

[1151] R4V Central America and Mexico Platform, JNA Workshop: Panama (June 2023) and UNHCR, High Frequency Survey, Costa Rica (May-June 2023).

[1152] Regularization/documentation was the third most urgent need (17%); the first was to meet basic needs (53%) and the second to have a job opportunity (19%). UNHCR, High Frequency Survey, Costa Rica (May-June 2023).

[1153] IOM, DTM IV: Flow Monitoring of the Venezuelan Population, Costa Rica (April - June 2022), <https://dtm.iom.int/reports/costa-rica-monitoreo-de-flujo-de-la-poblacion-venezolana-14-de-abril-02-junio-2022?close=true>

of refugees and migrants from Venezuela in Panama in-transit reported that their passport had expired,¹¹⁵⁴ while 19 per cent of refugees and migrants from Venezuela in Mexico had a valid passport and 11 per cent had an expired passport.¹¹⁵⁵

Refugees and migrants in the sub-region need access to regularization and asylum procedures to stabilize their situation. In Costa Rica, although the Government established a special temporary residency category in March 2023, this is only available to those who had applied for asylum as of September 2022.¹¹⁵⁶ In Panama, one-third of refugees and migrants in-destination reported being in an irregular situation.¹¹⁵⁷ To address this situation, in July 2023, the government announced a two-year temporary protection permit for migrants in an irregular situation¹¹⁵⁸ and in May 2023, it announced that it would renew expired residency permits.¹¹⁵⁹ Although these measures will provide additional protection to populations who have already been in these countries for some time, newly arrived refugees and migrants and those in-transit are left without access to these protection programs (and in the case of Panama, there is a cost of USD 950 to apply, which makes this beyond the reach of many low-income Venezuelans). Meanwhile, although Mexico broadly offers asylum to Venezuelans, the majority of Venezuelans arriving to Mexico in 2023 intend to transit north to the United States, and do not intend to claim

asylum nor seek regularization programs in order to remain in Mexico.¹¹⁶⁰

Refugees and migrants from Venezuela in an irregular situation are exposed to protection risks, including violence and sexual exploitation.¹¹⁶¹ Three out of ten refugees and migrants from Venezuela in-transit through the Darien reported experiencing fraud or robbery during their journeys.¹¹⁶² Furthermore, refugees and migrants surveyed after transiting the Darien reported that they were affected the most by threats to their physical safety (58 per cent); observing dead human bodies (46 per cent); fear of getting lost (34 per cent); caring for children and other dependants (25 per cent); and not being able to access food (25 per cent).¹¹⁶³ In Mexico, half of surveyed refugees and migrants from Venezuela in-transit reported having been detained by either private or state actors.¹¹⁶⁴ A further 23 per cent reported being victims of theft before arriving in Mexico, while 16 per cent were victims of theft at the border or within Mexico.¹¹⁶⁵

Refugees and migrants with disabilities continue to have unmet needs and requirements for specialized and tailored assistance. For example, in Panama, people with disabilities are not adequately included in social and educational systems, often remaining relegated to their homes.¹¹⁶⁶

[1154] IOM DTM, Panama (2021), <https://reliefweb.int/attachments/40836a8d-8f27-4f43-bdb1-4650428295c0/PANAMAENCUESTA%20%283%29.pdf>

[1155] IOM DTM Ciudad Juárez and Tijuana, Mexico (February-June 2023), <https://mexico.iom.int/es/matriz-de-seguimiento-del-desplazamiento-dtm>

[1156] General Directorate for Migration and Foreigners, Costa Rica (June 2023), [https://www.migracion.go.cr/Paginas/Categor%C3%ADa%20Migratorias%20\(Extranjer%C3%ADa\)/Categor%C3%ADa-Especial-Temporal.aspx](https://www.migracion.go.cr/Paginas/Categor%C3%ADa%20Migratorias%20(Extranjer%C3%ADa)/Categor%C3%ADa-Especial-Temporal.aspx)

[1157] IOM, UN Habitat, UNHCR, Human Mobility Profile in Panama City (May 2022), <https://ciudadesincluyentes.org/wp-content/uploads/2023/07/perfil-de-movilidad-Panama-v-final.pdf>

[1158] For those who have not previously applied for another type of permit and who have resided in the country for at least one year. National Migration Service, Panama (July 2023), https://www.migracion.gob.pa/images/img2021/pdf/13_de_julio_Decreto_112.pdf

[1159] National Migration Service, Panama (July 2023) <https://www.migracion.gob.pa/inicio/noticias/976-el-servicio-nacional-de-migracion-aceptara-solicitudes-de-prorroga-en-permisos-de-residencia-hasta-el-31-de-diciembre-de-2023>

[1160] According to the 2023 IOM DTM carried out in Mexico, 84% of surveyed Venezuelans in Mexico indicated that their final destination was the United States. <https://mexico.iom.int/es/matriz-de-seguimiento-del-desplazamiento-dtm>

[1161] UNHCR, High Frequency Survey, Costa Rica (May-June 2023).

[1162] UNHCR, Official Mixed Movements Data, The Darien, border-to-border Panama-Colombia (June 2023), <https://data.unhcr.org/en/documents/download/101323>

[1163] *Ibid.*

[1164] IOM DTM Ciudad Juárez, Matamoros, Reynosa y Tijuana, Mexico (February-June 2023), <https://mexico.iom.int/es/matriz-de-seguimiento-del-desplazamiento-dtm>

[1165] IOM DTM Ciudad Juárez y Tijuana, Mexico (February-June 2023), <https://mexico.iom.int/es/matriz-de-seguimiento-del-desplazamiento-dtm>

[1166] IOM, UN Habitat, UNHCR Profile of Human Mobility in Cities: Metropolitan Area of Panama City, Panama (2021), [perfil-de-movilidad-Panama-v-final.pdf \(ciudadesincluyentes.org\)](https://ciudadesincluyentes.org/perfil-de-movilidad-Panama-v-final.pdf)

CHILD PROTECTION



	PEOPLE IN NEED		♂	♀	♂	♀
	CURRENTLY IN-DESTINATION	9.0 K 4.5%	N/A	N/A	56.2%	43.8%
VENEZUELAN IN-TRANSIT		14.3%	N/A	N/A	52.6%	47.4%
OTHERS IN-TRANSIT		19.9%	N/A	N/A	52.4%	47.6%
AFFECTED HOST COMMUNITIES		0.4%	N/A	N/A	55.0%	45.0%

The main needs of refugee and migrant children in the sub-region include psychosocial support, documentation, and family reunification.

Across the sub-region, children – regardless of their nationality or regular status – are, in theory, able to access healthcare, education, and justice.¹¹⁶⁷ Many refugee and migrant children have experienced traumatizing events on their journeys and are in need of assistance in their host countries, such as psychosocial support. In Costa Rica, 22 per cent of in-destination households of refugees and migrants from Venezuela with children responded that they had suffered or witnessed some negative incident since their arrival within a period of no more than 12 months, including theft (49 per cent, fraud (32 per cent), labour exploitation (31 per cent), and others such as physical threat or intimidation, eviction from housing or home, threat of eviction, assault/physical abuse.¹¹⁶⁸ In Panama, it is estimated that about one-third of Venezuelan children in-destination are in need of specialized child protection services, mostly related to legal assistance for regularization and documentation, as well as

psychosocial support.¹¹⁶⁹ Similarly, in Mexico, children in-transit face needs related to access to education, documentation, and psychological support.¹¹⁷⁰

An increasingly alarming number of children are in transit in the region through irregular routes, on which they are exposed to risks to their safety and survival. According to data from the Government of Panama, 23 per cent of those in transit through the Darien in 2023 were children (12,602 of 55,387 as of July 2023) of whom 51 per cent were Venezuelan,¹¹⁷¹ compared to 15 per cent in 2022.¹¹⁷² It is estimated that 100 per cent of children who have crossed the Darien are in urgent need of one or more of the following: health assistance (both physical health and psychosocial support following traumatizing events suffered or witnessed during their journeys), core relief items (diapers, hygiene items, clothes), food (baby formula, milk and food) and legal assistance (family reunification, documentation, etc.).¹¹⁷³ As of August 2023, six births were registered in the Darien jungle to refugee and migrant mothers while in transit since the beginning of the year.¹¹⁷⁴ In Costa Rica, 19 per cent of refugees and migrants in-

[1167] Migration Policy Institute, *Betting on Legality: Latin American and Caribbean Responses to the Venezuelan Displacement Crisis* (May 2023), <https://www.migrationpolicy.org/research/latin-american-caribbean-venezuelan-crisis>

[1168] UNHCR, *High Frequency Survey, Costa Rica* (May-June 2023).

[1169] IOM DTM, *Informe de Encuesta Provincia de Panamá y Panamá Oeste* (2021), <https://reliefweb.int/attachments/40836a8d-8f27-4f43-bdb1-4650428295c0/PANAMAENCUESTA%20%283%29.pdf>

[1170] UNICEF, *“Childhoods in Mobility”* (June 2023), <https://www.unicef.org/mexico/informes/infancias-en-movilidad>

[1171] Government of Panama, National Migration Service, *Irregular Migrants In-Transit in the Darien by Gender* (July 2023), <https://www.datosabiertos.gob.pa/dataset/d43d7d0c-efbf-4487-8880-818d3b602b43/resource/77b331b6-df4e-4dad-8bfd-1c36d006cf82/download/irregulares-en-transito-por-darien-por-genero-2023.pdf>

[1172] National Migration Service, *Irregular Migrants In-Transit in the Darien by Country* (July 2023), *MIGRACIÓN - Irregulares en tránsito por Darién por país 2023 - Conjunto de datos - Datos Abiertos de Panamá*

[1173] R4V Panama Platform, *Joint Assessment Workshop* (June 2023).

[1174] National Migration Service (SNM), Panama (August 2023).

transit with children reported having suffered some form of violence, accidents, injuries and/or torture.¹¹⁷⁵ In addition, among children in-transit in the sub-region, a growing number of children are born to Venezuelan parents without being issued birth certificates (despite the applicability of the *jus soli* principle in Panama), further contributing to risks of statelessness and human trafficking, as well as hindering their integration due to difficulties in verifying familial relationships and identity without documentation.¹¹⁷⁶

Parallel to the increasing number of children in-transit, there is also a growing number of unaccompanied and separated children (UASC) in-transit. A report from March 2023 indicated that the number of UASC identified in Panama grew from 202 in 2021 to 1,067 in 2023, of which 49 per cent were Venezuelan children;

this represents a five-fold increase over two years.¹¹⁷⁷ According to an R4V child protection partner, over 251 unaccompanied children received medical attention in Panama in 2022. Additionally, in 2022, there were 14,558 cases of medical attention provided to pregnant women, lactating women and nutritional assistance to infants, while in the first two months of 2023, the number of such assisted cases had already reached 5,318, showing an increase since 2022.¹¹⁷⁸ Children who have been separated from their parents and caregivers during the journey or those travelling unaccompanied require specialized child protection services, including legal assistance for family reunification. However, these services are often lacking or overwhelmed due to the sharp increase of refugees and migrants in the sub-region.

GENDER-BASED VIOLENCE



	PEOPLE IN NEED		♂	♀	♂	♀
	40.9 K	20.4%	13.4%	55.7%	12.9%	18.0%
CURRENTLY IN-DESTINATION						
VENEZUELAN IN-TRANSIT		34.2%	3.3%	52.6%	22.1%	22.0%
OTHERS IN-TRANSIT		46.0%	N/A	54.4%	23.9%	21.7%
AFFECTED HOST COMMUNITIES		8.1%	28.3%	37.7%	16.7%	17.3%

Across the sub-region, cases of GBV against refugees and migrants from Venezuela go largely unreported: survivors, especially those in irregular situations, often avoid self-identifying, due to fear of retaliation because of their irregular status,¹¹⁷⁹ while those in-transit often do not report GBV incidents as the resulting legal procedures may delay their journey. That

notwithstanding, in 2023, 8 per cent of refugees and migrants from Venezuela surveyed in-destination in Costa Rica reported that their households had survivors of physical and/or sexual violence or abuse.¹¹⁸⁰ In addition, 12 per cent of respondents reported feeling insecure about violence due to their gender identity in Costa Rica.¹¹⁸¹ A 2023 report showed that two out

[1175] IOM, DTM: Monitoring the migratory flow of people in mobility through the Americas in specific sites of high mobility and concentration of migrants in Costa Rica (June 2023), [Tablero interactivo de datos sobre personas migrantes en situación de movilidad por las Américas en Costa Rica | OIM Costa Rica \(iom.int\)](#)

[1176] R4V, Special Situation Report: Central America, Mexico and Colombia (June 2022), <https://www.r4v.info/en/document/central-america-mexico-and-colombia-r4v-special-situation-report-june-update> and IOM, Migrant families of 56 girls and boys born in Mexico obtain certificates that ensure their legal identity (April 2022), <https://mexico.iom.int/es/news/familias-migrantes-de-56-ninas-y-ninos-nacidos-en-mexico-obtienen-actas-que-aseguran-su-identidad-legal>

[1177] UNICEF, Care for children on the move and host communities in Darien and Chiriquí, Panama (March 2023), <https://www.unicef.org/panama/respuesta-de-unicef-y-socios-en-dari%C3%A9n-0>

[1178] UNICEF, Situation Report: Children and Adolescents on the Move, Panama (March 2023), <https://www.unicef.org/panama/media/8196/file/Informe%20de%20situaci%C3%B3n%20-%20Marzo%202023.pdf>

[1179] R4V Central America and Mexico Platform, JNA Workshop: Panama (July 2023).

[1180] UNHCR, High Frequency Survey, Costa Rica (May-June 2023).

[1181] *Ibid.*

of ten of the refugees and migrants surveyed in the Darien reported travelling with a survivor of violence (sexual, physical or psychological).¹¹⁸² Another 2023 regional report found that, while 18 per cent of respondents expressed they had experienced physical, psychological, or sexual violence and/or abuse across the region, the percentage of refugees and migrants experiencing violence in Panama was 47 per cent, representing more than double the regional average.¹¹⁸³

Survivors of GBV also lack access to and awareness of available support services and resources. Most Venezuelan women who are victims of these abuses are unaware of the services and support available for GBV victims provided by the government and other institutions in their host countries and countries of transit.

HUMAN TRAFFICKING & SMUGGLING



	PEOPLE IN NEED		♂	♀	♂	♀
	15.0 K	7.5%	43.6%	33.9%	13.7%	8.8%
CURRENTLY IN-DESTINATION						
VENEZUELAN IN-TRANSIT		30.6%	53.9%	25.0%	11.3%	9.8%
OTHERS IN-TRANSIT		42.3%	54.0%	25.0%	11.0%	10.0%
AFFECTED HOST COMMUNITIES		0.6%	34.7%	35.5%	15.1%	14.7%

Refugees and migrants from Venezuela across the sub-region continue to be exposed to human trafficking and smuggling, both while in-transit and in-destination, including sexual and labour exploitation, with women and girls facing increased vulnerability. While in transit, refugees and migrants are particularly at risk of being exposed to smuggling networks offering transportation across borders which they would not be able to cross through safe and regular pathways.

In Costa Rica, 40 per cent of surveyed refugees and migrants in-destination mentioned having been exposed to labour exploitation, which can also be an indicator of potential trafficking:¹¹⁸⁴ of these, 5 per cent had not received an agreed payment for the work they performed, 21 per cent had worked longer hours than

agreed without additional payment, and 8 per cent performed risky work. Similarly, in Panama, situations of labour exploitation of women have been reported, especially in domestic services.¹¹⁸⁵ Eighty six per cent of surveyed Venezuelans in-destination in Panama did not have a formal employment contract, and 35 per cent were paid less by an employer than the amount agreed or nothing at all for work performed.¹¹⁸⁶ According to statistics provided by the National Commission against Trafficking, Panama identified 72 victims of human trafficking between 2019 and 2022.¹¹⁸⁷

Regarding the situation of refugees and migrants in-transit, government-imposed restrictions on Venezuelans' regular entry have led to limited regular pathways for movement throughout the sub-region,

[1182] UNHCR, *Official Mixed Movements Data, The Darien, Border-to-Border Panama-Colombia (June 2023)*, <https://data.unhcr.org/en/documents/download/101323>

[1183] UNHCR, WFP, *Mixed Movements Monitoring (January-March 2023)*, <https://data.unhcr.org/en/documents/download/102005>

[1184] UNHCR, *High Frequency Survey, Costa Rica (May-June 2023)*.

[1185] IOM, UN Habitat, UNHCR, *Human Mobility Profile in Panama City (May 2022)*, <https://ciudadesincluyentes.org/wp-content/uploads/2023/07/perfil-de-movilidad-Panama-v-final.pdf>

[1186] IOM, *Informe de Encuesta Provincia de Panamá y Panamá Oeste (2021)*, <https://dtm.iom.int/sites/g/files/tmzbdl1461/files/reports/PANAMAENCUESTA2%20%282%29.pdf>

[1187] *According to statistics provided by the National Commission against Trafficking (Comisión Nacional contra la trata de personas) (January 2019 – June 2022). This data includes 33 reported cases in 2022, of which eight relate to Venezuelan victims. Ministry of Public Security, Press Release on Trafficking (2022)*, <https://www.minseg.gob.pa/2022/08/comision-nacional-contra-la-trata-de-personas-destaca-avances-y-logros-obtenidos-contra-este-flagelo/>

and consequently a high prevalence of smuggling. In Panama, despite ongoing efforts by the government to address smuggling, smuggling networks operate widely in the Darien, alongside narco- and human trafficking gangs and other armed groups, placing refugees and migrants at risk.¹¹⁸⁸ A June 2023 survey found that 72 per cent of refugees and migrants in transit through the Darien had paid a person to guide them through the jungle.¹¹⁸⁹ In Costa Rica, around 8 per cent of surveyed respondents reported that they had paid for services to facilitate either parts of or their entire trip.¹¹⁹⁰ In Mexico, refugees and migrants from Venezuela face grave risks related to the use of smuggling and trafficking networks offering transportation to enter Mexico

and to the border with the United States. In 2022 and 2023, there were multiple incidents of refugees and migrants abandoned by smugglers and found dead in truck trailers, including Venezuelans, who had paid large sums for transportation on irregular routes due to the lack of regular pathways to reach their intended destinations.¹¹⁹¹ Refugees and migrants in the sub-region also face increased vulnerability to human trafficking. In Mexico, refugees and migrants from Venezuela were identified among those groups most at risk for trafficking due to their increased vulnerabilities, whereas a report in 2021 by the Mexican Human Rights Commission found that Venezuelans were the fourth most common¹¹⁹²

SHELTER



	PEOPLE IN NEED		♂	♀	♂	♀
	CURRENTLY IN-DESTINATION	51.0 K 25.4%	35.5%	40.7%	13.7%	10.1%
VENEZUELAN IN-TRANSIT		57.5%	49.0%	25.0%	13.8%	12.2%
OTHERS IN-TRANSIT		60.4%	54.0%	25.0%	11.0%	10.0%
AFFECTED HOST COMMUNITIES		2.6%	34.0%	34.8%	15.9%	15.3%

Access to shelter remains a top priority for refugees and migrants from Venezuela across the sub-region. The main challenges to access shelter in Central America and Mexico for those in-destination include financial constraints and discrimination, resulting in the inability of refugees and migrants to access housing or being at risk of eviction. Access to shelter for refugees and migrants from Venezuela is closely linked to their ability to secure employment and earn an income to provide for themselves and their families. Refugees and migrants in-transit, meanwhile, have specific shelter needs, particularly given the short duration

that they stay in one place. An absence of temporary shelter solutions can lead to exposure to threats such as human trafficking, labour exploitation, and gender-based violence.

Of Venezuelans in-destination in Costa Rica, about 22 per cent report that they have been at risk of eviction and 3 per cent have been evicted,¹¹⁹³ primarily due to lack of financial resources to pay rent. Nonetheless, some also note discrimination as a reason for being evicted or threatened with eviction. This is a stark increase compared to 2022, when only 3 per cent of Venezuelans in-destination claimed to be at risk of eviction, mostly

[1188] ACAPS, Briefing Note (19 April 2023), https://www.acaps.org/fileadmin/Data_Product/Main_media/20230419_acaps_briefing_note_panama_increase_in_migrant_traffic_through_the_darien_gap.pdf

[1189] UNHCR, Darien Border Protection Monitoring (June 2023), <https://data.unhcr.org/en/documents/details/101323>.

[1190] UNHCR, Human Mobility Survey, Costa Rica (January-June 2023).

[1191] BBC, "Mexico: More than 340 migrants found in truck trailer" (6 March 2023), <https://www.bbc.com/news/world-latin-america-64870110>

[1192] National Human Rights Commission in Mexico, Report on Trafficking in Persons (2021), https://www.cndh.org.mx/sites/default/files/documentos/2021-12/DIAGNOSTICO_TDP_2021.pdf

[1193] UNHCR, High Frequency Survey, Costa Rica (May-June 2023).

due to the lack of regularization and opportunities for refugees and migrants to secure employment.¹¹⁹⁴ In Panama, 79 per cent of refugees and migrants from Venezuela in-destination reported difficulties accessing or maintaining housing in 2022, largely due to financial constraints.¹¹⁹⁵ This situation has improved slightly in 2023, with 64 per cent reporting to have financial constraints related to housing expenses.¹¹⁹⁶ This has pushed many to resort to coping strategies, such as not paying rent or increasing their debt to pay rent, which in turn increases their vulnerability to evictions. In Mexico, according to a 2023 survey of the population in-transit, 32 per cent of refugees and migrants from Venezuela are living in temporary shelters, while 28 per cent are living in private accommodations, and 27 per cent are homeless.¹¹⁹⁷ Less than half (40 per cent) of refugees and migrants from Venezuela in Mexico felt very safe in their living accommodations.¹¹⁹⁸

Refugees and migrants in-transit have unmet short-term shelter needs while they are on the move. In Costa Rica, about 50 per cent of refugees and migrants in-transit identify shelter as one of their main needs.¹¹⁹⁹ As of June 2023, an estimated 325 refugees and migrants were stranded in shelters and 3,221 were stranded in public places, mainly due to the lack of resources to continue their journey.¹²⁰⁰ In Panama, refugees and migrants who crossed the Darien reportedly spent between 5-10 days sleeping unprotected in the jungle, after which they require temporary shelter solutions upon arrival at the migration reception centres (ERMs)

established and run by the Government of Panama in the Darien and Chiriquí provinces. According to a report by R4V partners, ERMs do not have adequate capacity to accommodate all the arriving refugees and migrants. Available facilities are often in precarious conditions, and do not meet Sphere standards, especially during the rainy season.¹²⁰¹ While temporary shelter capacity has been limited in the sub-region since the onset of larger outflows of Venezuelan refugees and migrants, in 2022 and 2023 in particular, temporary shelters in Costa Rica, Panama and Mexico faced significant capacity challenges owed to increased and unprecedented movements of refugees and migrants in transit, including those who were stranded in or expelled to Mexico after reaching the U.S. border,¹²⁰² especially following announcements made by the United States Government concerning immigration policies affecting Venezuelans.

The fragility of the temporary shelter situation in Panama's ERMs in the Darien was highlighted following the temporary suspension of bus services between Darien to Chiriquí, following a fatal bus accident in early 2023, which resulted in up to 6,500 refugees and migrants reportedly stranded in the Darien, surpassing the ERMs' capacity by 600 per cent, and leading to a wide range of protection, health, food security, nutrition and other risks.¹²⁰³

In Mexico, for refugees and migrants in-transit, shelter was ranked as the second greatest need (46 per cent)¹²⁰⁴ and according to shelter occupancy

[1194] IOM Costa Rica, IV DTM (2022), <https://dtm.iom.int/reports/costa-rica-monitoreo-de-flujo-de-la-poblacion-venezolana-14-de-abril-02-junio-2022?close=true>

[1195] IOM, Informe de Encuesta Provincia de Panamá y Panamá Oeste (2021), <https://reliefweb.int/attachments/40836a8d-8f27-4f43-bdb1-4650428295c0/PANAMAENCUESTA%20%283%29.pdf>

[1196] UNHCR, Protection Monitoring/High Frequency Survey (June 2023), <https://reliefweb.int/attachments/3e562c6c-450f-4be6-a3c9-9ea52ef32868/Protection%20Monitoring%20Report%20HFS%204.pdf>

[1197] UNHCR Protection Monitoring, Mexico (January-June 2023).

[1198] *Ibid.*

[1199] UNHCR, Human Mobility Survey, Costa Rica (January-June 2023); and IOM, DTM: Monitoring the migratory flow of people in mobility through the Americas in specific sites of high mobility and concentration of migrants in Costa Rica (June 2023), <https://dtm.iom.int/reports/monitoreo-del-flujo-migratorio-de-personas-en-situacion-de-movilidad-por-las-americas-en-6>

[1200] *Ibid.*

[1201] IOM, DTM, "Monitoring of the migratory flow of people in mobility through the Americas. The Darien and Chiriqui, Panama" (May 2023), https://dtm.iom.int/sites/g/files/tmzbd11461/files/reports/Ronda%20DTM%20Darien%20MAYO_2023.pdf

[1202] Villanueva, Djenane, "Shelters in Costa Rica are overflowing with Venezuelan migrants," CNN (October 2022), <https://cnnespanol.cnn.com/video/costa-rica-migracion-venezolana-venezuela-colombia-pkg-djenane-villanueva/>; ; Martinez, Kathia, "Venezuelans halted in Panama by US policy change return home," AP News (October 2022), <https://apnews.com/article/mexico-venezuela-caribbean-united-states-panama-f8c4136890fedc4bd3153281c029c34d>; and Spagat, Elliott and Verza, Maria, "US shift on Venezuelan migrants fuels anxiety in Mexico," AP News (October 2022), <https://apnews.com/article/health-latin-america-mexico-immigration-covid-67b24ae4d99a44a14fbfe6ce0d9edcc7>

[1203] UNICEF, Situation Report on Childhood and Adolescence in Mobility (March 2023), <https://www.unicef.org/panama/media/8196/file/Informe%20de%20situaci%C3%B3n%20-%20Marzo%202023.pdf>

[1204] IOM, DTM- Tapachula, Tenosique, Ciudad Juárez, Tijuana, Reynosa y Matamoros, Mexico (2023), <https://mexico.iom.int/es/matriz-de-seguimiento-del-desplazamiento-dtm>

monitoring in 2023, 13 per cent of refugees and migrants in shelters are Venezuelans.¹²⁰⁵ This reflects the observed change in movement dynamics since 2022, where Venezuelans mainly stayed in hotels and other private accommodations, most likely due to the prevailing lack of integration opportunities in the country. According to R4V partners' monitoring activities, most Venezuelans in need of shelter are

in Matamoros and Piedras Negras (cities along the border with the United States). Although there are no official records, informal settlements of refugees and migrants in Matamoros, Reynosa and Piedras Negras also include high numbers of Venezuelans, including families with small children. In Mexico, 27 per cent of the Venezuelan population interviewed reported being homeless at the moment of the interview.¹²⁰⁶

WASH



	PEOPLE IN NEED		♂	♀	♂	♀
	14.2 K	7.1%	35.8%	42.6%	11.9%	9.7%
CURRENTLY IN-DESTINATION						
VENEZUELAN IN-TRANSIT		54.4%	52.6%	25.2%	11.7%	10.5%
OTHERS IN-TRANSIT		62.2%	54.0%	25.0%	11.0%	10.0%
AFFECTED HOST COMMUNITIES		10.3%	32.9%	35.3%	16.0%	15.8%

Refugees and migrants across the sub-region continue to face needs related to access to water, sanitation and hygiene (WASH), including access to potable water, sanitation facilities, and personal hygiene items.

In Costa Rica, 92 per cent of the overall population has access to drinking water, one of the highest percentages in the region.¹²⁰⁷ In Panama, while the vast majority of the population in-destination have access to potable water, practically 100 per cent of refugees and migrants from Venezuela in-transit in the Darien are in need of access to potable water and sanitation services.¹²⁰⁸ In Panama, the ERM in Lajas Blancas has a capacity for 255 refugees and migrants; however, as of July and early August 2023, it is receiving more than

2,000 daily. This has put pressure on the limited water supply capacity and sanitation conditions at the ERM. There has reportedly been an increase in the quantity and severity of pneumonias and diarrhea as a result of these conditions.¹²⁰⁹ Among Venezuelans surveyed in Mexico, 9 per cent required water, 6 per cent sanitation and hygiene, and 4 per cent required hygiene products and other core relief items.¹²¹⁰

In Costa Rica, households of refugees and migrants from Venezuela in destination represent 12 per cent of homes with needs regarding access to sanitation facilities and/or visible sanitation problems.¹²¹¹ Meanwhile, 16 per cent of refugees and migrants surveyed in transit in Costa Rica expressed needs regarding water and

[1205] IOM, *Shelter Occupancy Monitoring, Mexico (2023)*.

[1206] UNHCR, *Protection Monitoring, Mexico (January-June 2023)*.

[1207] UN News, *Agua que da vida a la igualdad (10 February 2020)*, <https://costarica.un.org/es/34761-agua-que-da-vida-la-igualdad#:~:text=En%20Costa%20Rica%2C%2092%2C4,m%C3%A1s%20altos%20de%20la%20regi%C3%B3n>

[1208] World Food Programme, *Mixed Movements Human Mobility Survey, Panama (20 December 2021 – 8 April 2022)*.

[1209] MSF, *"Pregnant, diabetic and people with disabilities: migrants crossing the Darien are increasingly more vulnerable"* (June 2023), <https://www.msf.es/noticia/cada-vez-mas-vulnerables-migrantes-darien>

[1210] IOM, *DTM- Tapachula, Tenosique, Ciudad Juárez, Tijuana, Reynosa y Matamoros, Mexico (2023)*, <https://mexico.iom.int/es/matriz-de-seguimiento-del-desplazamiento-dtm>

[1211] UNHCR, *High Frequency Survey, Costa Rica (May-June 2023)*.

sanitation services.¹²¹² Refugees and migrants in-transit in Panama have unmet sanitation needs, particularly those transiting through the Darien jungle and staying in overcrowded temporary shelters/ERMs; a report from an R4V partner found that the local WASH capacities in the ERMs are not sufficient and adequate to respond to WASH needs of refugees and migrants moving through them, and the signs indicating places to access water and sanitation services, though present, are not adequate for refugees and migrants in transit.¹²¹³ In Mexico, in-transit populations lack access to safe spaces for sanitation, especially refugees and migrants staying in informal settlements.¹²¹⁴

Refugees and migrants in the sub-region also have unmet hygiene needs. It is estimated that at least 30 per cent of the population in transit in Panama has unmet needs for personal hygiene items, including those customized to their profiles: for example, diapers for infants, menstrual hygiene items for women and girls, and other hygiene items for the elderly and people with disabilities, none of which are available at the ERMs, which are mandatory transit locations for refugees and migrants as they enter Panama.¹²¹⁵ Populations with specific WASH needs include pregnant and lactating women and children, who made up around 11 per cent of the survey participants.¹²¹⁶ In Mexico, six per cent did not have access personal hygiene and cleaning.¹²¹⁷



© IOM - Gemá Cortés

[1212] IOM, DTM: Monitoring the migratory flow of people in mobility through the Americas in specific sites of high mobility and concentration of migrants in Costa Rica (June 2023), <https://costarica.iom.int/es/tablero-interactivo-de-datos-sobre-personas-migrantes-en-situacion-de-movilidad-por-las-americas-en-costa-rica>


[1213] WFP, Report on Strengthening the Capacities of Humanitarian Assistance in the Migrant Reception Stations in Darien (December 2022).

[1214] IOM Rapid Needs Assessment, Mexico (northern and southern borders and Mexico City) (May 2023).

[1215] IOM, DTM: Flow Monitoring, Panama (2022), <https://panama.iom.int/es/dtm-monitoreo-de-flujos-migratorios-en-panama>

[1216] *Ibid.*

[1217] R4V Central America and Mexico Platform, Joint Primary Data Collection: Mexico (June 2022).



SOUTHERN CONE

Volvo

SOUTHERN CONE AT A GLANCE

PEOPLE IN NEED (PIN)

CURRENTLY IN-DESTINATION

47.1% 129.3 K

75.0%

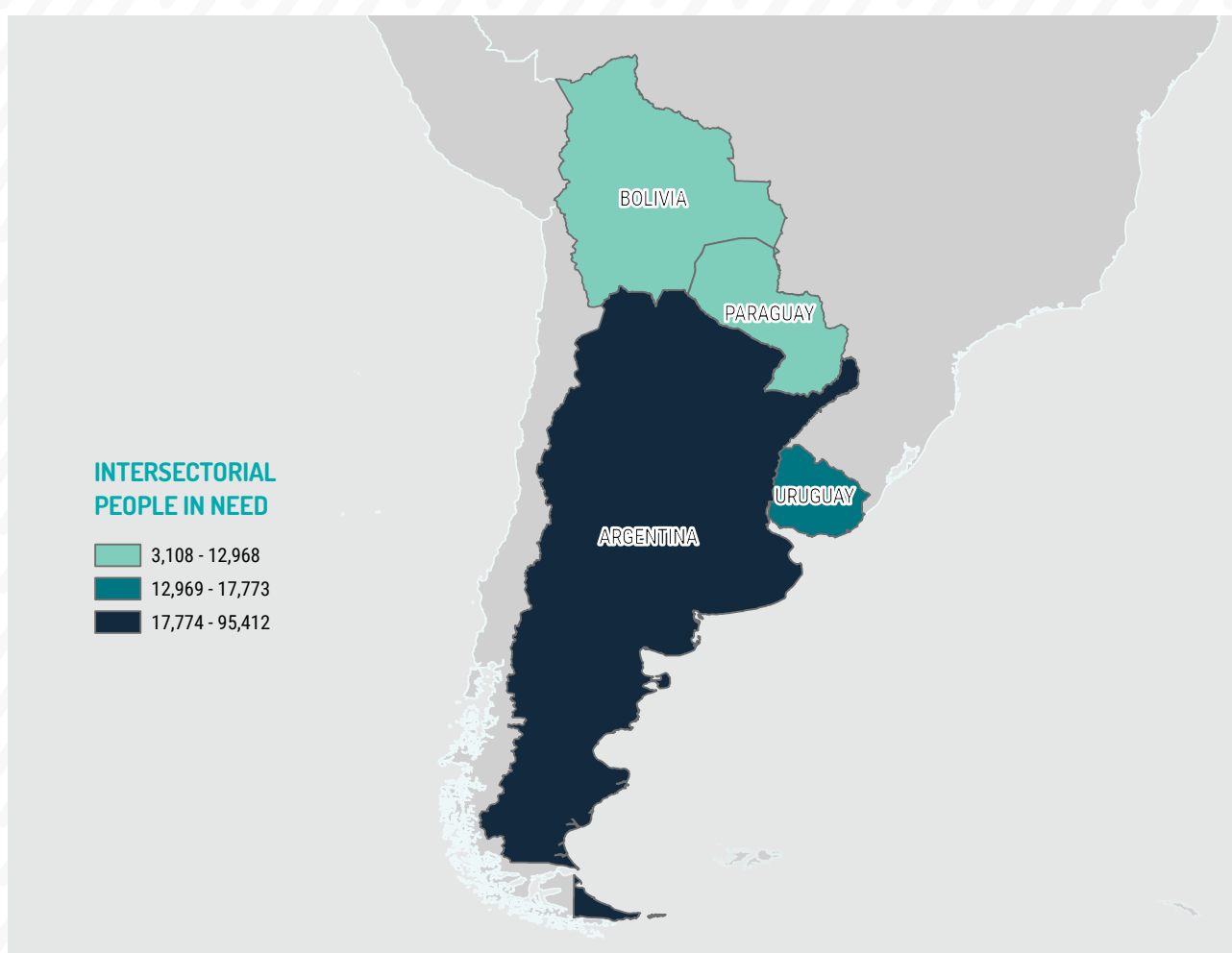
VENEZUELAN
IN-TRANSIT

75.0%

OTHERS
IN-TRANSIT*

41.9%

AFFECTED HOST
COMMUNITIES



POPULATION IN NEED BY AGE AND GENDER

 MEN
  WOMEN
  BOYS
  GIRLS

47.1%










45.4%

3.7%

3.7%

All percentages and absolute values used in maps, graphs and other infographics are, unless stated otherwise, based on the number of Venezuelan refugees and migrants in-destination, as reported in the August 2023 population update.

* "Others in-transit" include refugees and migrants of other nationalities in-transit in Bolivia.

PEOPLE IN NEED (PIN)					
SECTOR	IN-DESTINATION		IN TRANSIT		AFFECTED HOST COMMUNITIES
			VENEZUELANOS	OTHERS*	
	47.1%	129.3 K	75.0%	75.0%	41.9%
	1.7%	4.8 K	N/A	N/A	1.8%
	24.2%	66.6 K	71.2%	71.2%	30.7%
	14.8%	40.6 K	43.0%	43.0%	27.5%
	4.1%	11.3 K	22.0%	22.0%	N/A
	43.5%	119.5 K	N/A	N/A	21.8%
	3.9%	10.8 K	4.7%	4.7%	N/A
	17.4%	47.8 K	75.0%	75.0%	N/A
	1.5%	4.2 K	3.6%	3.6%	12.6%
	7.1%	19.4 K	22.0%	22.0%	7.7%
	3.4%	9.5 K	11.0%	11.0%	N/A
	26.1%	71.6 K	68.0%	68.0%	4.8%
	22.5%	61.8 K	36.0%	36.0%	16.3%

LEGEND



Intersector



Education



Food Security



Health

Humanitarian
Transportation

Integration



Nutrition



Protection



Child Protection

Gender-Based
Violence (GBV)Human Trafficking
& Smuggling

Shelter



WASH

* "Others in-transit" include refugees and migrants of other nationalities in-transit in Bolivia

PLATFORM OVERVIEW

In 2023, the divergence between two different dynamics within the Southern Cone sub-region widened. On the one hand, the situation in Bolivia is characterized by a growing in-transit refugee and migrant population¹²¹⁸ and an increase in humanitarian needs across various sectors. On the other hand, although important challenges remain in terms of needs, a progressive stabilization of the situation of many refugees and migrants from Venezuela is observed in Argentina, Paraguay and Uruguay, where the Venezuelan population can continue to benefit from positive conditions for integration, provided they have adequate support. Among other factors, this is mainly due to a decrease of new arrivals with the intention to settle in Argentina, and a reduction in the number of Venezuelans in Paraguay in 2022, as well as the relatively stable economic situation in Uruguay which, combined with a context traditionally favorable for regularization, has facilitated access to the labour market.

These conclusions are part of the results of the joint needs assessments (JNA) conducted by the R4V Southern Cone Platform in the four countries, based on secondary data review (SDR) of more than 40 sources to provide reliable and representative information on the needs of refugees and migrants from Venezuela.¹²¹⁹ The findings of the SDR were then reviewed and discussed among R4V partners and government counterparts at JNA workshops that took place in Argentina, Bolivia, Paraguay and Uruguay during June and July 2023.

More than 95 per cent of Venezuelans in destination in the Southern Cone live in Argentina and Uruguay, out of whom a large number have resided in their host countries for more than three years. In Argentina,

many have already obtained permanent residency, and approximately 5,000 have been naturalized in the last five years.¹²²⁰ Host governments have overcome processing delays for residency permits in Argentina and asylum applications in Paraguay associated with the COVID-19 pandemic.

In Bolivia, risks to the physical integrity of refugees and migrants in-transit have increased due to natural and climatic adversities, low state presence and limited infrastructure in some of the main cities along the most frequent transit routes, as well as exposure to organized criminal groups engaged in smuggling and human and drug trafficking. Other contributing factors include socio-economic and political dynamics and changes in migration and asylum policies in countries commonly intended as final destinations, such as Chile and Argentina, which affect decisions made by those on the move in Bolivia. Dynamics in countries of usual transit to reach Bolivia, such as Peru, result in growing complexity of movement patterns, including not only southbound, but also increasing northbound movements,¹²²¹ and movements along hitherto less common routes, such as those linking Brazil with Bolivia.

In this context, access to safe drinking water, sufficient food, temporary shelter, safe transportation, and basic healthcare are the priority needs of the population in transit in Bolivia.¹²²² Primary protection needs include access to information on requirements for safe transit, legal guidance and advice, including on obtention of regular status and access to asylum procedures. Pregnant and lactating women, children, the elderly and persons with disabilities are disproportionately affected. Furthermore, a rise in the negative perception

[1218] In 2023, an adjustment in the methodology for the estimation of the in-transit population based on exit movements from Bolivia to neighbouring countries, has yielded an estimation of 82,000 Venezuelans transiting through the country during the year, which would represent an increase of more than 20% in comparison with the 64,300 estimated in-transit for all of 2022, with the previously used methodology. (For more details, see Southern Cone Protection Sector chapter).

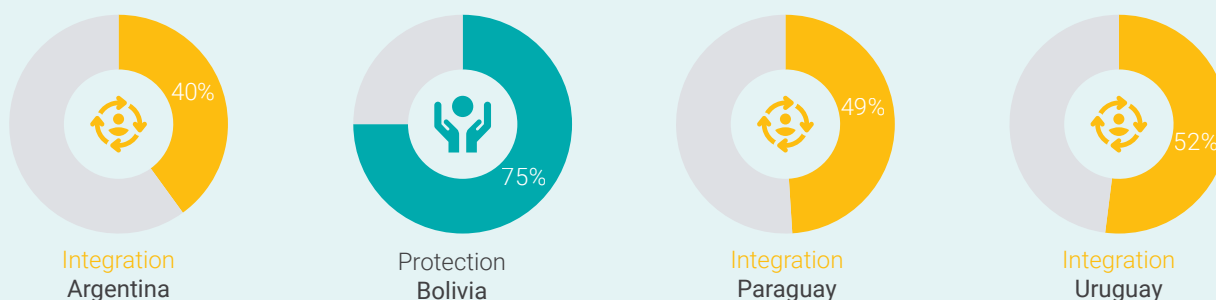
[1219] Particular weight was given to recent sources that included focus group discussions, interviews or direct surveys of the Venezuelan population in destination or in transit. In Argentina, R4V partners decided to jointly support the second edition of the National Migrant Survey of Argentina (ENMA), carried out by the Migration and Asylum Axis of the Human Rights Research Network of National Council for Scientific and Technical Research (CONICET), which allowed the collection of updated data, building on the same exercise conducted in 2021.

[1220] R4V Southern Cone Platform, Joint Needs Assessment (JNA) Workshop: Argentina (July 2023).

[1221] R4V, Movements Report: Second Quarter 2023 (August 2023), <https://www.r4v.info/en/movements-report-q2-2023>

[1222] R4V Southern Cone Platform, JNA Workshops: Bolivia (July 2023).

TOP SECTORAL NEED OF VENEZUELAN IN SOUTHERN CONE COUNTRIES



The figures in the above graphic correspond to the percentage of surveyed Venezuelans in-destination in need of assistance per sector. In the case of Bolivia, the same percentage of people with protection needs also applies to in-transit population.

Source: Southern Cone R4V Subregional Platform..

of refugees and migrants was observed in Bolivia in some of the main host communities such as El Alto and La Paz and in main border and/or transit areas,¹²²³ increasing the risk of discrimination and xenophobia against Venezuelans.

In terms of the population in-destination within all four countries, in particular Argentina and Uruguay, refugees and migrants identify income generation as a main priority, to have the resources needed to sustain a dignified life, mainly to cover costs of rent and food.¹²²⁴ Family groups with more than one child, in particular, express this need. Women are disproportionately impacted, as they often bear the primary responsibility for caregiving duties of their households, and do not usually have social support networks or access to childcare or elder care services.

Additionally, access to information, orientation and legal advice continues to be a priority need across the population in all four countries.¹²²⁵ Access to asylum procedures and/or lengthy procedures remain

challenges for individuals in need of international protection in Argentina, Bolivia and Uruguay.

Child protection issues – including child labour, the exercise of certain rights by unaccompanied or separated children (UASC) and children's legal representation in migratory or asylum processes, including family reunification procedures– are situations that require appropriate child protection interventions and, in many cases, are not currently addressed by national child protection systems. In Argentina, hundreds of children¹²²⁶ who are unable to meet regularization requirements and cannot obtain refugee status, remain in an irregular situation.

Survivors of gender-based violence (GBV) and those at risk of GBV, including refugee and migrant women, girls and LGBTQI+ persons, have unmet needs for timely information on and access to GBV prevention and response services in the four countries.

[1223] UNICEF, Fundación Munasim Kullakita, Fundación Scalabrini Bolivia, *Investigación social sobre migración Venezolana - Percepciones en pos de una estrategia comunicacional* (November 2022), <https://reliefweb.int/report/argentina/informe-de-estudio-investigacion-social-sobre-migracion-venezolana-percepciones-en-pos-de-una-estrategia-comunicacional> and UNICEF LAC, EU, U-REPORT *Voces Jóvenes del Cambio* (2023), <https://uniendovoces-bol.ureport.in/opinion/3457/>

[1224] R4V Southern Cone Platform, *JNA Workshops: Argentina, Bolivia, Uruguay and Paraguay* (June and July 2023).

[1225] *Ibid.*

[1226] As described in the Child Protection Sub-sector chapter, preliminary estimations of R4V partners indicate that approximately 300 children are affected, while other sources refer to higher numbers. R4V Southern Cone Platform, *JNA Workshops: Argentina, Bolivia, Paraguay and Uruguay* (June-July 2023). See also: "Almost 7,000 Venezuelan migrant children in Argentina wait up to 3 years to receive their National Identity Card (DNI)," *Infobae* (9 September 2022), <https://www.infobae.com/sociedad/2022/09/10/el-problema-de-7000-mil-ninos-venezolanos-migrantes-en-argentina-hay-tres-anos-de-espera-para-recibir-el-dni/>

With regards to prospective scenarios, the fragile socio-economic and political contexts of Argentina and Bolivia observed in mid-2023^[1227] could worsen the protection environment and reduce opportunities for

integration. In Argentina, some of the main candidates in the forthcoming presidential elections have expressed their intentions to restrict access to public education and health services for refugees and migrants.^[1228]



[1227] Indicators of the complex socio-economic situation in Argentina and Bolivia are high levels of inflation and falling wages, combined with polarized political contexts. In Argentina there will be national elections in October 2023 and the situation of refugees and migrants and access to public services is one of the central issues in the pre-electoral debates. Naciones Unidas Argentina, Documento de Actualización del Análisis Común de País (CCA) 2021-2022 (2023), <https://argentina.un.org/es/215472-documento-de-actualizaci%C3%B3n-del-a%C3%A1n-lis-com%C3%BA-de-pa%C3%ADs-cca-2021-2022>. Naciones Unidas Bolivia, Marco de Complementariedad de Naciones Unidas para el Vivir Bien en Bolivia 2023-2027, Capítulo 2, <https://bolivia.un.org/sites/default/files/2023-04/UNSDCF%20ONU%20Bolivia%202023-2027.pdf>. World Bank Group, Global Economic Prospectives (2023), p. 89. <https://openknowledge.worldbank.org/server/api/core/bitstreams/6e892b75-2594-4901-a036-46d0dec1e753/content>

[1228] See, e.g., <https://www.argentina.gob.ar/noticias/la-secretaria-de-derechos-humanos-expresa-su-preocupacion-por-declaraciones-chequeado.com/ultimas-noticias/patricia-bullrich-sobre-las-universidades-tenemos-casi-la-mitad-de-la-matricula-de-alumnos-extranjeros> ; <https://www.lanacion.com.ar/politica/tras-los-dichos-de-patricia-bullrich-sobre-las-universidades-publicas-luis-petri-pidio-terminar-con-nid01072023/>;

EDUCATION



	PEOPLE IN NEED		♂	♀	♂	♀
	4.8 K	1.7%	N/A	N/A	49.8%	50.2%
CURRENTLY IN-DESTINATION	4.8 K	1.7%	N/A	N/A	49.8%	50.2%
VENEZUELAN IN-TRANSIT		N/A	N/A	N/A	N/A	N/A
OTHERS IN-TRANSIT		N/A	N/A	N/A	N/A	N/A
AFFECTED HOST COMMUNITIES		1.8%	N/A	N/A	50.3%	49.7%

While the legal frameworks provide for access to public schooling for all children, regardless of their nationality or status in Argentina, Paraguay and Uruguay, difficulties persist in ensuring enrolment and sustaining school attendance for refugee and migrant children in these countries. This is due mainly to limitations in acquiring school materials, the lack of internet connectivity, and the distance from home to schools, among other factors.¹²²⁹

In Bolivia, it is estimated that 28 per cent¹²³⁰ of Venezuelan children in-destination are not enrolled in the educational system. Differences in the educational calendar between countries, difficulty accessing school materials, lack of available slots, and, to a lesser extent, families not enrolling children in order to prioritize other activities, including child labour, are among the main reasons.¹²³¹ R4V partners also note disparities in the documentary requirements for enrollment in Bolivian schools as a factor that hinders access to schooling.

For children in transit, most families do not seek to enroll them in schools in Bolivia, waiting instead to

arrive to their intended countries of destination, and lack opportunities of non-formal educational spaces that would allow them to access spaces for socialization, play and soft skills training while in transit.

The requirement for valid documentation remains a barrier to access education in Paraguay, where despite the ability to enroll without it, it is still required to present an identity card and academic documentation from the country of origin in order to obtain a certificate or diploma; these requirements are difficult to meet for refugees and migrants.¹²³²

According to observations by R4V partners, children are exposed to situations of xenophobia in schools.¹²³³ A report published by R4V partners in Bolivia found that Venezuelan children experience rejection from their peers and teachers in their educational settings, which further impedes their successful educational integration.¹²³⁴

[1229] R4V Southern Cone Platform, JNA Workshops: Argentina, Paraguay and Uruguay (June 2023).

[1230] R4V Southern Cone Platform, Primary Data Collection Survey: Bolivia, RMNA 2022.

[1231] UNHCR, ADRA, CAREF, MIRARES, Diagnóstico Participativo (October 2022), <https://www.acnur.org/media/diagnostico-participativo-bolivia-octubre-2022>

[1232] R4V Southern Cone Platform, JNA Workshop: Paraguay (July 2023).

[1233] R4V Platform Southern Cone, JNA Workshops: Argentina, Bolivia, Paraguay and Uruguay (June-July 2023).

[1234] UNICEF, Munasim Kullakita Foundation and Scalabrini Foundation Bolivia, Informe de Estudio Investigación Social sobre Migración Venezolana – Percepciones en pos de una estrategia comunicacional (November 2022), <https://reliefweb.int/report/argentina/informe-de-estudio-investigacion-social-sobre-migracion-venezolana-percepciones-en-pos-de-una-estrategia-comunicacional>

FOOD SECURITY



	PEOPLE IN NEED		♂	♀	♂	♀
	66.6 K	24.2%	44.2%	42.4%	6.7%	6.7%
CURRENTLY IN-DESTINATION	66.6 K	24.2%	44.2%	42.4%	6.7%	6.7%
VENEZUELAN IN-TRANSIT		71.2%	44.3%	40.5%	7.9%	7.3%
OTHERS IN-TRANSIT		71.2%	44.3%	40.5%	7.9%	7.3%
AFFECTED HOST COMMUNITIES		30.7%	36.9%	39.5%	15.7%	7.9%

The food security situation faced by refugees and migrants in the sub-region is particularly concerning for those in-transit, especially in Bolivia, where, after having transited through several countries their economic resources are largely depleted impacting their ability to afford food.

In Bolivia, an R4V partner's survey found that 78 per cent of refugees and migrants from Venezuela have access to only 2 meals a day, 80 per cent limit food consumption among adults to prioritize children, while 99 per cent reduced the quantity or quality of food they consumed. Thirty-eight per cent eat food scraps.¹²³⁵

In Paraguay, 91 per cent of respondents to an R4V partner's survey had to reduce the quantity or quality of food they consumed, and 54 per cent reduced food consumption among adults to prioritize children.¹²³⁶

In Argentina and to a lesser extent in Uruguay, the main causes of insufficient quantity and quality food of refugees and migrants relate to the decrease in access to livelihoods and the ability to afford them, together with the increase in food costs; the latter having also affected host communities in both countries.¹²³⁷

According to reports of R4V partners, 87 per cent of Venezuelans who received multipurpose cash assistance in the four countries of the sub-region during the first quarter of 2023 indicated having used the money to purchase food.¹²³⁸

In Argentina, R4V partners report an increase in demand for food among Venezuelans who recently arrived in the country. Among the general population, food insecurity in Argentina reached 19 per cent of households at the end of 2022, as a result of soaring food prices and insufficient income-generating opportunities.¹²³⁹ By the end of 2022, 31 per cent of children in the country, including refugees and migrants, suffered from food insecurity, and 13 per cent were in a situation of severe food insecurity.¹²⁴⁰ These food security challenges persist despite the nearly ten per cent increase in public spending on universal allowances and other non-contributory transfers to the population between 2019 and 2022 (from 40 per cent to 49.8 per cent).¹²⁴¹

The Venezuelan refugee and migrant population across the sub-region faces barriers to access national social protection systems related to food security, such

[1235] UNHCR, *Post-Distribution Monitoring (PDM) Bolivia (December 2022)*. The sample was established according to criteria of randomness and statistical representativeness and was selected from a total of 312 beneficiary households until 31 October 2022. This sample corresponds to 84 surveys conducted out of a total of 164 contacts.

[1236] UNHCR, *Post-Distribution Monitoring (PDM) Paraguay (December 2022)*. This sample corresponds to 58 surveys conducted out of a total of 115 contacts.

[1237] R4V Southern Cone Platform, *JNA Workshops: Argentina, Bolivia, Paraguay and Uruguay (June and July 2023)*.

[1238] UNHCR, *CBI Results Factsheet, Southern Cone, First Quarter 2023*.

[1239] Solange Rodríguez Espínola, Carolina Sofía Garofalo, María Agustina Paternó Manavella, Nazarena Bauso, Francisco Lafferriere. *Inequalities and setbacks in human and social development 2010-2022. The deterioration of citizens' welfare in the post-pandemic by COVID-19. Statistical Document - Argentine Social Debt Barometer - 1st ed. Autonomous City of Buenos Aires: Educa (2023), <https://repositorio.uca.edu.ar/handle/123456789/16708>*

[1240] *Ibid.*

[1241] *Ibid.*

as the *Tarjeta Alimentar* in Argentina, which requires a national identity card and is therefore out of reach for the many undocumented refugees and migrants, and those in an irregular situation. Similarly, refugees and migrants in Uruguay encounter obstacles when trying to access the "Uruguay Social" food card, due to similar

documentation requirements¹²⁴² and delays in the process.¹²⁴³ Finally, R4V partners note that refugees and migrants from Venezuela do not find their cultural habits reflected in the food responses of host countries, reducing levels of acceptance of such rations and other in-kind food assistance.¹²⁴⁴

HEALTH



	PEOPLE IN NEED		♂	♀	♂	♀
	40.6 K	14.8%	44.1%	42.5%	6.7%	6.7%
CURRENTLY IN-DESTINATION	40.6 K	14.8%	44.1%	42.5%	6.7%	6.7%
VENEZUELAN IN-TRANSIT		43.0%	44.3%	40.5%	7.9%	7.3%
OTHERS IN-TRANSIT		43.0%	44.3%	40.5%	7.9%	7.3%
AFFECTED HOST COMMUNITIES		27.5%	34.3%	36.8%	14.9%	14.0%

As with other sectors in the Southern Cone, the health needs identified among the refugee and migrant populations in Bolivia are different to those in Argentina, Paraguay and Uruguay.

In Bolivia, R4V partners report serious obstacles encountered by refugees and migrants from Venezuela in accessing health services due to the costs of medical care (including for specialized treatments and medicines), particularly among those in transit and those who recently arrived in the country.¹²⁴⁵

Along the border areas of all four countries, R4V partners report shortages of medical supplies and inadequate facilities in often remotely located hospitals and other medical facilities. In Bolivia, this situation is compounded by a lack of running water in hospitals and in border health centers, resulting in severe limitations to address the health needs of the local population as well as of refugees and migrants, who often arrive

with pre-existing acute or chronic health problems, exacerbated by the conditions of altitude, temperature and the long journeys undertaken by foot.

Concerning refugees and migrants in-destination, their enrollment in the Unified Health System (SUS) in Bolivia has been impacted by Ministry of Health Circular #039 of 2022,¹²⁴⁶ limiting enrolment to those in a regular situation, while permitting for the enrolment of exceptional cases of particularly vulnerable refugees and migrants in irregular situations, such as pregnant refugee and migrant women and children in situations of malnutrition.

As concerns vaccinations for refugee and migrant children in Bolivia, challenges arise due to a lack of previous vaccination records from the country of origin and countries of transit, as well as a lack of information on accessing vaccination services. According to R4V partners, refugees and migrants often arrive in Uruguay

[1242] Having a national ID is a prerequisite to obtain the Uruguay Social Card. A residence permit in-process and an apostilled birth certificate are requirements for foreigners to obtain a national ID. <https://www.gub.uy/tramites/solicitud-visita-obtencion-tarjeta-uruguay-social>

[1243] As a result, according to R4V partners' observations, more refugees and migrants from Venezuela resort to community kitchens and soup kitchens in 2023 compared to 2022, particularly in Argentina and Uruguay. R4V Southern Cone Platform, JNA Workshops: Argentina, Bolivia, Paraguay and Uruguay (June-July 2023).

[1244] *Ibid.*

[1245] *Ibid.*

[1246] Office of the Ombudsman of the Plurinational State of Bolivia, Limits in the implementation of the single health system, <https://www.defensoria.gob.bo/uploads/files/informe-defensorial-limites-en-la-implementacion-del-sistema-unico-de-salud.pdf>

with advanced health conditions due to difficulties accessing adequate health services in other countries during long periods in transit.¹²⁴⁷ Despite efforts to improve access to the public health system in Uruguay, refugees and migrants from Venezuela face persistent delays in obtaining their affiliation to the National Integrated Health System (SINS). In Paraguay, partners note improved access to health services in general, but highlight an increase in consultations related to

psychosocial health and a deficient response from the health system, with only three family health units (public health care centers) that have mental health services. A growing need to support refugees and migrants accessing medications is also noted.¹²⁴⁸

According to R4V partners in the four countries, refugees and migrants from Venezuela report having suffered discrimination and mistreatment by health personnel related to their nationality.¹²⁴⁹

HUMANITARIAN TRANSPORTATION



	PEOPLE IN NEED		♂	♀	♂	♀
	11.3 K	4.1%	44.2%	42.0%	7.0%	6.8%
CURRENTLY IN-DESTINATION						
VENEZUELAN IN-TRANSIT		22.0%	44.3%	40.5%	7.9%	7.3%
OTHERS IN-TRANSIT		22.0%	44.3%	40.5%	7.9%	7.3%
AFFECTED HOST COMMUNITIES		N/A	N/A	N/A	N/A	N/A

Refugees and migrants in transit are exposed to a range of protection risks and other challenges associated with their journeys through difficult terrain and adverse climatic conditions, particularly when using irregular routes to enter countries. The situation in Bolivia is particularly difficult, considering the presence of organized criminal groups dedicated to the smuggling of refugees and migrants. To avoid border controls in destination and transit countries, smugglers often guide refugees and migrants at night along routes that are unsafe, through dangerous terrains and conditions. Moreover, conflicts between regular transportation providers and smuggling networks impact the safety and security of refugees and migrants, often exposed to resulting tensions and violence.

According to observations by R4V partners, owing to safety and security factors, as well as the lack of income

required for safe transportation, refugees and migrants in transit through Bolivia require safe transportation from Desaguadero in Peru to Pisiga in Chile, and vice versa, while moving from Chile and Argentina through Bolivia to the north.

Refugees and migrants also indicate a need for safe transportation from the border areas of Argentina, mainly La Quiaca, Misiones and Jujuy to Buenos Aires.¹²⁵⁰ According to 2022 estimates, 13 per cent of refugees and migrants from Venezuela who entered Argentina by land required support for safe transportation from the border to cities with more opportunities for integration.¹²⁵¹

In Paraguay, according to R4V partners, the need for humanitarian transportation from the Major Infante Rivarola border with Bolivia to the city of Asunción persists.¹²⁵²

[1247] R4V Southern Cone Platform, JNA Workshop: Uruguay (June-July 2023).

[1248] R4V Southern Cone Platform, JNA Workshop: Paraguay (June-July 2023).

[1249] R4V Southern Cone Platform, JNA Workshops: Argentina, Bolivia, Paraguay and Uruguay (June-July 2023).

[1250] IOM and Argentine Red Cross, DTM Argentina, Flow Monitoring of Venezuelan Population, Round 12 (2022), figure 21, <https://dtm.iom.int/reports/argentina-informe-monitoreo-de-flujo-de-poblacion-venezolana-13-october-december-2022?close=true>

[1251] *Ibid.*

[1252] R4V Southern Cone Platform, JNA Workshop: Paraguay (June-July 2023).

R4V partners in the four countries identified an unmet need among Venezuelans in destination for support for internal transportation within their cities of residence, particularly for transportation to health centers,

schools and government agencies for regularization procedures, access to protection services among others.¹²⁵³

INTEGRATION



	PEOPLE IN NEED		♂	♀	♂	♀
	119.5 K	43.5%	50.9%	49.1%	N/A	N/A
CURRENTLY IN-DESTINATION						
VENEZUELAN IN-TRANSIT		N/A	N/A	N/A	N/A	N/A
OTHERS IN-TRANSIT		N/A	N/A	N/A	N/A	N/A
AFFECTED HOST COMMUNITIES		21.8%	33.7%	35.6%	15.7%	15.0%

Venezuelan refugees and migrants throughout the Southern Cone face difficulties generating sufficient and stable incomes to sustain a decent life. This is partly due to the high prevalence of labour informality among the Venezuelan population employed in the four countries of the sub-region,¹²⁵⁴ as well as the high inflation rate in Argentina,¹²⁵⁵ where most of the population is settled. Furthermore, in addition to low wages that are typically lower than those provided to host community, informal employment contributes to labour rights violations, such as excessive working hours, dismissals without prior notice or compensation, late payment of wages and lack of entitlement to overtime pay.¹²⁵⁶

Women are disproportionately affected by both informality and unemployment in the four countries. When combined with an absence of childcare and elder care support networks in a social context where there is a gendered dependence on women to take on

these roles within their households, this makes the possibilities of accessing a sustainable income even more complex for women.¹²⁵⁷ In the labour markets of the countries of the sub-region, refugee and migrant women continue to engage in informal activities characterized by low pay and limited access to rights, such as paid domestic work or contracted “gig work” through web-based delivery platforms.¹²⁵⁸

In Bolivia, it is estimated that 90 per cent of the Venezuelan refugee and migrant population engages in informal work and in precarious conditions, such as street vending, construction and sanitation (cleaning windows, disinfecting spaces, painting streets),¹²⁵⁹ generating an income which barely sustains their basic needs. Meanwhile, refugees and migrants with formal employment report suffering from various abuses and are largely unaware of their rights, including on complaints mechanisms.¹²⁶⁰

[1253] R4V Southern Cone Platform, JNA Workshop: Uruguay (July 2023).

[1254] The percentage of informality was 36.7% in the first quarter of 2023, a slight increase with respect to the 35.9% of the same period in 2022. https://www.indec.gob.ar/uploads/informesdeprensa/mercado_trabajo_eph_1trim234267B9F5D1.pdf

[1255] World Bank Group, Global Economic Prospectives (2023), p. 89. <https://openknowledge.worldbank.org/server/api/core/bitstreams/6e892b75-2594-4901-a036-46d0dec1e753/content>

[1256] R4V Southern Cone Platform, JNA Workshops: Argentina, Bolivia, Paraguay and Uruguay (June-July 2023).

[1257] *Ibid.*

[1258] *Ámbito*, “Monopolios y precarización laboral: el duro informe sobre el auge de los deliverys en América Latina” (6 February 2023), <https://www.ambito.com/economia/delivery/monopolios-y-precarizacion-laboral-el-duro-informe-el-auge-los-s-america-latina-n5645278>; R4V Southern Cone Platform, JNA Workshops: Argentina, Bolivia, Paraguay and Uruguay (June-July 2023).

[1259] IOM, UNICEF, DTM Flow Monitoring of the Venezuelan population in Bolivia, Second Round (2023); UNHCR, Caritas Switzerland, Pastoral Caritas Bolivia, Fundación Munasim Kullakita, Fundación Scalabrini Bolivia, World Vision Bolivia, Diagnóstico participativo (November 2022), <https://www.acnur.org/media/diagnostico-participativo-bolivia-octubre-2022>

[1260] *Ibid.*

In Paraguay, 60 per cent of refugees and migrants from Venezuela surveyed by an R4V partner reported working in the informal sector, with a higher prevalence among women than men (64.1 per cent and 57.4 per cent, respectively).¹²⁶¹ Some 28 per cent of working age Venezuelans surveyed reported that they were unemployed.¹²⁶² R4V partners also highlighted that the lack of awareness among employers on the validity of asylum applications as a work authorization document limits their access to formal employment, especially in Paraguay, where 80 per cent of Venezuelans have refugee status or an active asylum application.¹²⁶³

In Argentina, although unemployment levels have reduced, the past year saw a sharp drop in real wages¹²⁶⁴ and an overall marked deterioration in working conditions, which has led to greater numbers of people working multiple jobs. In addition, refugees and migrants from Venezuela have little access to information for inclusion in the “*Monotributo*” system, a simplified tax payment regime for social security contributions and provision of health insurance.¹²⁶⁵ This results in constraints in access to social security services for workers.

R4V partners identified a lack of professional opportunities in some Venezuelans’ areas of expertise, and an unmet need for training to acquire tools and skills to access flexible jobs for more immediate labour insertion or opportunities for self-employment, especially for women.

While various initiatives aim to support entrepreneurship efforts of refugees and migrants, including financial inclusion, and simplified tax registration procedures in Uruguay, they often lack the technical knowledge, financial services and capital to start and grow their businesses.¹²⁶⁶

A key impediment to formal employment of refugees and migrants, especially employment with salaries commensurate with their academic level, relates to the lack of recognition and validation of professional qualifications and academic certificates. Inadequate documentation from the country of origin, high costs in validating foreign titles and certificates, and the complexity and time-intensity of these procedures¹²⁶⁷ are the main obstacles to revalidation processes.¹²⁶⁸ Despite some inclusive practices and initiatives across the sub-region, the recognition and validation of secondary and tertiary degrees and professional certifications in order to access employment and higher education is a persistent and growing need (compared to 2022).

R4V partners also identified concerns about rejection from and discrimination in schools and by public health system officials reported by the Venezuelan population in Argentina, Paraguay and Uruguay.¹²⁶⁹ In Bolivia, partners report increasing levels of expressions of xenophobia in the main host cities such as El Alto and La Paz and towards refugees and migrants in-transit.¹²⁷⁰

[1261] IOM Paraguay, DTM Round 6, Flow of Venezuelan Population (August 2022), <https://dtm.iom.int/reports/paraguay-flujo-de-migracion-venezolana-ronda-6-agosto-2022?close=true>

[1262] *Ibid.*

[1263] R4V, Asylum-Seekers and Refugees (accessed August 2023), <https://www.r4v.info/en/asylum-seekers-refugees>

[1264] National Institute of Statistics and Census of the Argentine Republic, technical reports Vol. 7, n°141, https://www.indec.gov.ar/uploads/informesdepreensa/ipc_07_23C94E54F825.pdf

[1265] Can be obtained by refugees and migrants with a certificate of temporary residence. No national identity document is required.

[1266] R4V Southern Cone Platform, JNA Workshop: Uruguay (June 2023)

[1267] In Argentina, 61% of Venezuelans surveyed who had initiated a revalidation process indicated having experienced difficulties with the process. R4V Southern Cone Platform, Primary Data Collection Survey: Argentina, RMNA 202

[1268] R4V Southern Cone Platform, JNA Workshops: Argentina, Bolivia, Paraguay and Uruguay (June-July 2023).

[1269] *Ibid.*

[1270] *Ibid.*

NUTRITION



	PEOPLE IN NEED		♂	♀	♂	♀
	10.8 K	3.9%	N/A	94.0%	2.8%	3.2%
CURRENTLY IN-DESTINATION	10.8 K	3.9%	N/A	94.0%	2.8%	3.2%
VENEZUELAN IN-TRANSIT		4.7%	N/A	92.2%	4.6%	3.2%
OTHERS IN-TRANSIT		4.7%	N/A	92.2%	4.6%	3.2%
AFFECTED HOST COMMUNITIES		N/A	N/A	N/A	N/A	N/A

Although information on the nutrition situation of refugees and migrants in the sub-region is limited, data on the prevalence of malnutrition in the overall populations of the four host countries indicates that Bolivia has by far the highest rate of malnutrition (19.4 per cent of the overall population) followed by Paraguay (4.2 per cent), Argentina (3.8 per cent) and Uruguay (2.5 per cent).¹²⁷¹

Refugees and migrants in-transit in Bolivia are at greater risk of malnutrition due to precarious conditions and increased exposure to the underlying causes, such as lack of access to clean water, food and adequate health services. According to R4V partners, access to food was identified as one of the most urgent needs among this population, especially among people with special needs and people with chronic diseases, as well as children under five years of age and pregnant and lactating women.¹²⁷² An R4V partner's study¹²⁷³ on the nutritional situation in the municipalities of Desaguadero, El Alto and La Paz identified a marked deficit in nutritional supplementation, which is essential for children under five years of age and pregnant and lactating women. Among school-age children and

adolescents (ages 5 to 18 years old) evaluated, 17.7 per cent were underweight (6 per cent were severely underweight) and 44.5 per cent were anemic (52.3 per cent of girls in this age group). Among pregnant women, 60.0 per cent were identified as anemic, which has negative consequences during pregnancy, delivery and for the child. Meanwhile, 4.5 per cent of children evaluated under the age of 5 presented moderate acute malnutrition and 1.5 per cent severe acute malnutrition.¹²⁷⁴ According to the same report, 65.4 per cent of children under the age of 5 had some degree of anemia (more than 30 per cent had moderate or severe anemia),¹²⁷⁵ a condition that limits their possibilities for growth and development. Only 25.0 per cent of children under 6 months of age were exclusively breastfed.¹²⁷⁶

In Uruguay, a water crisis in June-July 2023 resulted in the ingestion of low-quality water with high levels of sodium, thereby also endangering the nutritional quality of food, resulting in specific risks for children under five years of age, pregnant women and people with chronic health conditions.¹²⁷⁷

[1271] FAO, *Global Report* (2023), <https://www.fao.org/3/CC3017EN/online/CC3017EN.html>.

[1272] *Ibid.*

[1273] UNICEF, Irish Aid, *Global Nutrition Cluster, Diagnosis of the nutritional status of children and adolescents, pregnant and breastfeeding women* (November-December 2022).

[1274] *Ibid.* Chronic malnutrition occurred only in the age range of 2 to 23 months, at a prevalence of 30.8%, and at a prevalence of 11.9% among children ages 2 to 59 months.

[1275] Which is associated with poor infant and young child feeding practices and lack of access to nutritional supplementation programmes.

[1276] In children aged 6 to 23 months, 40.9% received complementary foods at an age-appropriate frequency. Meanwhile, 61.5% of children in this age group received breastmilk substitutes, which in emergency situations can be factors leading to infectious diseases, due to unsanitary conditions for food preparation and storage.

[1277] BBC, *Las razones por las que Montevideo está cerca de quedarse sin reservas de agua (más allá de por la falta de lluvia)* (13 July 2023), <https://www.bbc.com/mundo/articulos/c4nvqjy9pywo>

PROTECTION



	PEOPLE IN NEED		♂	♀	♂	♀
	47.8 K	17.4%	44.1%	41.8%	7.1%	7.0%
CURRENTLY IN-DESTINATION						
VENEZUELAN IN-TRANSIT	75.0%	44.3%	40.5%	7.9%	7.3%	
OTHERS IN-TRANSIT	75.0%	44.3%	40.5%	7.9%	7.3%	
AFFECTED HOST COMMUNITIES	N/A	N/A	N/A	N/A	N/A	

The Southern Cone sub-region encompasses two markedly different protection environments. In Argentina, Paraguay and Uruguay, the protection environment has generally remained stable or even improved from 2022, whereas in Bolivia – particularly for those in transit – the protection needs of refugees and migrants have markedly increased.

In the first four months of 2023,¹²⁷⁸ Bolivia saw in transit movements largely consistent with the high number of refugees and migrants entering and leaving the country in 2022.¹²⁷⁹ In 2023, an adjustment to the methodology for estimating the in-transit population based on exit movements from Bolivia to neighbouring countries yielded an estimation of some 82,000 Venezuelans transiting the country during the year, which represents an increase of more than 20 per cent in comparison to

the estimated in-transit population for all of 2022 with the previously used methodology.¹²⁸⁰ R4V partners have observed an increase of northbound movements and a deceleration of transit through the South to Chile.¹²⁸¹

While the 2021-2022 regularization process in Bolivia benefitted more than 4,300 people, mostly Venezuelans,¹²⁸² a significant number (estimated at more than 6,000 people¹²⁸³) in the country at the end of 2022 were unable to regularize their situation, in addition to an estimated 600 additional refugees and migrants from Venezuela who entered and remained in Bolivia after the process ended.¹²⁸⁴ Their main obstacles to regularize their status are linked to the inability to meet documentation requirements and the high costs¹²⁸⁵ for residency permits (approximately USD 120 per person, which can reach USD 1,000 for work

[1278] Based on DTM rounds implemented in Desaguadero, at the border with Peru, an average of 114 entries per day was registered during the last half of 2022, which maintained in an average of 102 entries during the first half of 2023. IOM, DTM Desaguadero, various months of 2023. <https://dtm.iom.int/peru>

[1279] The number of refugees and migrants entering regularly to the country between January and April of 2023 reached 5,391, almost 40% of the total entries registered in the previous year (13,863). R4V Data Portal info; R4V, Movements Report: First Quarter 2023 (May 2023), <https://www.r4v.info/en/movements-report-q1-2023>

[1280] IOM, DTM Desaguadero, various months of 2023. <https://dtm.iom.int/peru>; R4V, Movements Report: First Quarter 2023 (May 2023), <https://www.r4v.info/en/movements-report-q1-2023>

[1281] Transits through Bolivia to Chile decelerated during the first half of 2023, going from an average of 270 to 84 exits per day (IOM, DTM Pisiga, OIM Chile); while the movements in the north direction to Peru experienced a substantial increase going from a monthly average of 1,245 exits from July to December 2022, to 2,144 monthly exits during 2023 (DTM Desaguadero, OIM Peru).

[1282] Ministry of Government, Plurinational State of Bolivia, "Migratory Regularization in Bolivia Benefits More than 4,328 People" (29 August 2022), <https://www.mingobierno.gob.bo/lun-29082022-1553regularizacion-migratoria-bolivia-logra-recaudar-mas-bs-4-millones-beneficiar-4328-personas>

[1283] R4V, Refugees and Migrants from Venezuela (consulted August 2023), <https://www.r4v.info/en/refugeeandmigrants>

[1284] UNHCR, Border Monitoring Report (Desaguadero/Pisiga) (October 2022); Danish Refugee Council (DRC), The protection situation experienced by Venezuelan migrants and refugees in the Southern Cone (August 2022), <https://reliefweb.int/report/argentina/situacion-de-proteccion-experimentada-por-las-personas-migrantes-y-refugiadas-venezolanas-en-el-cono-sur-argentina-bolivia-paraguay-y-uruguay-analisis-usando-el-marco-analitico-de-proteccion-paf>

[1285] IOM, UNICEF, DTM Monitoring the flow of the Venezuelan population in Bolivia, second round (2023); UNHCR, Caritas Switzerland, Pastoral Caritas Bolivia, Fundación Munasim Kullakita, Fundación Scalabrini Bolivia, World Vision Bolivia, Diagnóstico participativo (November 2022), <https://www.acnur.org/media/diagnostico-participativo-bolivia-octubre-2022>; IOM, Register of Monitoring Points, arrivals at informal terminals in Desaguadero and Pisiga (September 2022); Jesuit Migration Service, On the border in Desaguadero and Pisiga (September 2022); Jesuit Migrant Service, On the border: the multiple faces of migration on the Bolivia-Chile border. Pisiga, Bolivar, Pisiga Carpa and Colchane (March 2022), https://www.redjesuitaconmigranteslac.org/_files/ugd/d2c5ad_4c8574e2c4c244e08bec80074687e989.pdf

permits).¹²⁸⁶ In addition, the asylum system in Bolivia has in practice not received new asylum applications from Venezuelans since 2022, nor have pending applications from previous years been resolved.¹²⁸⁷

Refugees and migrants in Bolivia face severe protection risks while in-transit, including situations of insecurity and violence.¹²⁸⁸ In addition, levels of discrimination and xenophobia have increased in host communities such as La Paz, El Alto and Santa Cruz de la Sierra, and in border areas such as Desaguadero (on the border with Peru) and in Pisiga (on the border with Chile), where there is also an active presence of organized criminal groups linked to human and drug trafficking.¹²⁸⁹

In both Argentina and Paraguay, the number of refugees and migrants in an irregular situation decreased in 2023 compared to 2022: in Paraguay, this was due to the response of the asylum system,¹²⁹⁰ while in Argentina, there was a reduction of a processing backlog, which resulted in Venezuelans' expanded access to residence permits and national identity documents.¹²⁹¹

Nevertheless, in Argentina, a small percentage¹²⁹² of Venezuelans are unable to regularize their situation, mainly due to having entered the territory irregularly, as well as due to the cost of the procedures and the inability to meet certain documentation requirements.¹²⁹³

Similar to Bolivia, the asylum system in Argentina is not currently receiving or processing new applications from Venezuelans in need of international protection, while applications pending from previous years remain unresolved, resulting in delays of more than two or three years.¹²⁹⁴

Due to changes in the procedures and requirements for regularization in Uruguay in early 2023¹²⁹⁵ and the subsequently increased processing costs (estimated at a minimum of 90 USD per person, compared to the free procedure previously)¹²⁹⁶ it is expected that the issuance of residency permits for Venezuelans will be negatively impacted. In parallel, delays in the resolution of asylum applications by Venezuelans continue to accumulate.

[1286] These figures are based only on the taxes established by the General Migration Directorate (DIGEMIG <https://migracion.gob.bo/pagina/tramite.html>) and do not include other related costs, such as the national criminal records required.

[1287] Based on the experiences of participants in the focus group discussions conducted by R4V partners in Bolivia at the end of 2022, the population does not consider applying for asylum as a viable alternative. Reasons given include the centralization of the procedures in La Paz, the non-reception of new claims, and the requirement of written proof. UNHCR, Caritas Switzerland, Pastoral Caritas Bolivia, Fundación Munasim Kullakita, Fundación Scalabrini Bolivia, World Vision Bolivia, Diagnóstico participativo (November 2022), <https://www.acnur.org/media/diagnostico-participativo-bolivia-octubre-2022>; see also DRC, The protection situation experienced by Venezuelan migrants and refugees in the Southern Cone (August 2022), <https://reliefweb.int/report/argentina/situacion-de-proteccion-experimentada-por-las-personas-migrantes-y-refugiadas-venezolanas-en-el-cono-sur-argentina-bolivia-paraguay-y-uruguay-analisis-usando-el-marco-analitico-de-proteccion-paf>

[1288] *Ibid.* and IOM, UNICEF, DTM Flow Monitoring of the Venezuelan population in Bolivia, Second Round (2023).

[1289] See, e.g., <https://eldeber.com.bo/pais/cuatro-mafias-controlan-el-norte-de-chile-y-tres-de-ellas-tienen-contactos-con-bolivia-321795>; <https://eldeber.com.bo/pais/los-coyotes-continuan-operando-en-la-frontera-de-bolivia-y-chile-321797>; <https://www.france24.com/es/minuto-a-minuto/20230208-es-horrible-el-paso-de-migrantes-por-la-frontera-per%C3%BA-bolivia-en-medio-de-bloqueos>;

[1290] Paraguay ranks sixth globally in the comparison between countries on the recognition of refugee status for Venezuelan nationals, while the country is 26th in the comparison of total numbers of Venezuelan population in the country.

[1291] The Registro Nacional de las Personas, responsible for issuing the National Identity Document (DNI) in Argentina, has recently developed an app through which the total number of Venezuelans with a DNI can be tracked and be compared with other sources, such as the RMNA 2022, to determine the evolution of the population holding this document. https://estadisticas.renaper.gob.ar/app_extranjeros/

[1292] Although there is not representative data available about irregularity in Argentina, the obstacles described to obtain a residence permit are usually reported as one of the main reasons for requesting legal counselling by R4V partners. R4V Southern Cone Platform, JNA Workshops: Argentina, Bolivia, Paraguay and Uruguay (June-July 2023). As an example, in Argentina, 45.5% of those surveyed noted the cost of the procedure and 18.2% the difficulties to obtain the required documentation as some of the main obstacles to access residence permits. IOM, DTM Argentina, Monitoring of Venezuelan population, round 13 (October to November 2022), figure 12., <https://dtm.iom.int/reports/argentina-informe-monitoreo-de-flujo-de-poblacion-venezolana-13-october-december-2022?close=true>.

[1293] 35% of Venezuelans surveyed between May and November 2022 had entered the country irregularly, according to IOM, DTM Argentina, Monitoring of Venezuelan population, round 12 (May-November 2022), Figure N° 14, <https://dtm.iom.int/reports/argentina-informe-monitoreo-de-flujo-de-poblacion-venezolana-12-may-november-2022?close=true> and IOM, DTM Argentina, Monitoring of Venezuelan population, round 13 (October-November 2022), figure 12, <https://dtm.iom.int/reports/argentina-informe-monitoreo-de-flujo-de-poblacion-venezolana-13-october-december-2022?close=true>

[1294] DRC, The protection situation experienced by Venezuelan migrants and refugees in the Southern Cone (August 2022), p.3, <https://reliefweb.int/report/argentina/situacion-de-proteccion-experimentada-por-las-personas-migrantes-y-refugiadas-venezolanas-en-el-cono-sur-argentina-bolivia-paraguay-y-uruguay-analisis-usando-el-marco-analitico-de-proteccion-paf>

[1295] See, e.g., <https://www.elobservador.com.uy/nota/uruguay-cobrara-la-residencia-mercosur-y-temen-que-afecte-a-miles-de-venezolanos-202326131658>

[1296] <https://www.ambito.com/uruguay/cobrara-casi-us-90-cada-residencia-mercosur-n5645839>

In all four countries, refugees and migrants experience barriers accessing reliable information on regularization and asylum procedures, on the main protection risks and ways to minimize their exposure, and, particularly in the case of Bolivia, on safe routes and conditions for accessing third countries.¹²⁹⁷

Correspondingly, access to effective legal advice and counselling regarding asylum and migration procedures continues to be a significant need for refugees and migrants from Venezuela in all four countries¹²⁹⁸, with a particular emphasis in Bolivia and Paraguay.¹²⁹⁹

CHILD PROTECTION



	PEOPLE IN NEED		♂	♀	♂	♀
	4.2 K	1.5%	N/A	N/A	49.9%	50.1%
CURRENTLY IN-DESTINATION						
VENEZUELAN IN-TRANSIT		3.6%	N/A	N/A	52.2%	47.8%
OTHERS IN-TRANSIT		3.6%	N/A	N/A	52.2%	47.8%
AFFECTED HOST COMMUNITIES		12.6%	N/A	N/A	51.2%	48.8%

The rights of refugee and migrant children, and the specific situations that require appropriate child protection interventions, such as child labour, the exercise of certain rights by UASC and legal representation in migratory or asylum processes, including family reunification procedures, are insufficiently protected by national child protection systems in the Southern Cone sub-region. These are characterised by structural deficiencies, such as a lack of knowledge and awareness among public officials of refugee and migrant children's needs, and challenges in coordination between child protection services and the judiciary.

Likewise, there is limited access to safe and friendly spaces for refugee and migrant children in Bolivia, Paraguay and Argentina, especially in border areas.

In Argentina, estimates by R4V partners indicate that some 300 Venezuelan children¹³⁰⁰ are still in an irregular situation, as they are unable to register their entry into the country through official points and/or due to their inability to meet documentation requirements.¹³⁰¹ R4V partners anticipate that the number of children in this situation could further increase in 2023, as most of the two-year residence permits obtained under the "Special Regime" established by the Provision (N°1891/2021) are going to expire during the second semester.¹³⁰²

[1297] Jesuit Migrant Service Argentina, *Report on Mobilities, Rights and Borders in a Pandemic Context: Situations of vulnerability and barriers to inclusion of migrants and refugees in Argentina* (2022), <https://sjmargentina.org/wp-content/uploads/2022/06/informe-movilidad-1.pdf> and DRC, *The protection situation experienced by Venezuelan migrants and refugees in the Southern Cone* (August 2022), <https://reliefweb.int/report/argentina/situacion-de-proteccion-experimentada-por-las-personas-migrantes-y-refugiadas-venezolanas-en-el-cono-sur-argentina-bolivia-paraguay-y-uruguay-analisis-usando-el-marco-analitico-de-proteccion-paf>

[1298] R4V Southern Cone Platform, *JNA Workshops: Argentina, Bolivia, Paraguay and Uruguay* (June-July 2023).

[1299] Particularly to review negative administrative decisions in asylum and migratory regularization procedures. R4V Southern Cone Platform, *JNA Workshops: Bolivia and Paraguay* (June-July 2023). See also UNHCR, ADRA, CAREF, MIRARES, *Diagnóstico Participativo* (October 2022).

[1300] R4V Southern Cone Platform, *JNA Workshops: Argentina, Bolivia, Paraguay and Uruguay* (June-July 2023). Some other estimates are significantly higher: see, e.g. "Almost 7,000 Venezuelan migrant children in Argentina wait up to 3 years to receive their National Identity Card (DNI)," *Infobae* (9 September 2022), <https://www.infobae.com/sociedad/2022/09/10/el-problema-de-7000-mil-ninos-venezolanos-migrantes-en-argentina-hay-tres-anos-de-espera-para-recibir-el-dni/>

[1301] UNHCR, ADRA, CAREF, MIRARES, *Diagnóstico Participativo* (October 2022).

[1302] The provision of July 2021 established the "Régimen Especial de Regularización para Niños, Niñas y Adolescentes Migrantes Venezolanos" which exempts children who had requested a residence permit in the previous 60 days from presenting some of the documentation required. <https://www.argentina.gob.ar/sites/default/files/infoleg/disp1891.pdf>

At least 32 per cent of refugees and migrants surveyed in-transit in Bolivia reported traveling with one or more children.¹³⁰³ During transit, these family groups are exposed to risks of violence and exploitation, including sexual violence and labour exploitation. In some cases, children are forced to beg for money on the streets, mainly in the cities of La Paz and Santa Cruz de la Sierra.

Children in-destination in Bolivia face a similar situation, with 45 per cent of those surveyed by an R4V partner being in an irregular situation¹³⁰⁴ they are largely unable to access regularization procedures due to high processing costs and difficulties meeting the requirements, among others, the requirement to

confirm the presence of a parent or legal guardian. For the increasing number of UASC in Bolivia, who cannot access adequate state protection measures to prevent and/or respond to protection risks,¹³⁰⁵ this requirement is virtually impossible to meet. Furthermore, children born to Venezuelan nationals in-transit have been found unable to register their birth or obtain birth certificates due to challenges complying with national regulations (documentation, regular residence, etc.) and the lack of knowledge of the special procedures of the General Identification Service (SEGIP),¹³⁰⁶ leaving them without identity documents or the effective protection of a nationality.

GENDER-BASED VIOLENCE



	PEOPLE IN NEED		♂	♀	♂	♀
	19.4 K	7.1%	N/A	86.8%	N/A	13.2%
CURRENTLY IN-DESTINATION						
VENEZUELAN IN-TRANSIT		22.0%	N/A	84.8%	N/A	15.2%
OTHERS IN-TRANSIT		22.0%	N/A	84.8%	N/A	15.2%
AFFECTED HOST COMMUNITIES		7.7%	N/A	71.4%	N/A	28.6%

In the four Southern Cone countries, with varying prevalence, GBV – particularly against refugee and migrant women and girls and LGBTQI+ persons – is a central concern and remains largely invisible due to underreporting and difficulties in accurately assessing its extent.

Bolivia ranks fourth among Latin American countries with the highest rates of femicide.¹³⁰⁷ According to a study of Venezuelan women in Bolivia and Peru, more

than 20 per cent of Venezuelan refugee and migrant women have survived a GBV incident in either La Paz or Santa Cruz de la Sierra.¹³⁰⁸ According to a national survey in Uruguay,¹³⁰⁹ refugee and migrant women (of all nationalities) experience a higher incidence of GBV (81 per cent) than the national average (77 per cent). Meanwhile, in Argentina, the National Migrant Survey indicated that 31 per cent of refugee and migrant women had experienced some form of GBV,

[1303] IOM, UNICEF, DTM Flow Monitoring of the Venezuelan population in Bolivia, second round (2023).

[1304] Ibid. 45% of the girls surveyed were in an irregular situation, according to Alianza por la Solidaridad-Action Aid, Situation of Venezuelan migrant women in Peru and Bolivia (January 2022), Chart 5.8, <https://www.alianzaporlasolidaridad.org/noticias/mujeres-migrantes-venezolanas>

[1305] IOM, UNICEF, DTM Flow Monitoring of the Venezuelan population in Bolivia, second round (2023), Figure 14.

[1306] UNHCR, Caritas Switzerland, Pastoral Caritas Bolivia, Fundación Munasim Kullakita, Fundación Scalabrini Bolivia, World Vision Bolivia, Diagnóstico Participativo (October 2022), <https://www.acnur.org/media/diagnostico-participativo-bolivia-octubre-2022>; R4V Southern Cone Platform, JNA Workshops: Argentina, Bolivia, Paraguay and Uruguay (June-July 2023); ACNUR, OEA, CLARCIEV, Estudio regional sobre inscripción tardía de nacimientos, otorgamiento de documentos de nacionalidad y apatridia (2020), <http://www.oas.org/es/sap/dgpe/PUICA/docs/Estudio-Regional-sobre-Apatridia.pdf>

[1307] <https://www.cepal.org/es/comunicados/cepal-al-menos-4473-mujeres-fueron-victimas-feminicidio-america-latina-caribe-2021>

[1308] Alianza por la Solidaridad-Action Aid, Situation of Venezuelan migrant women in Peru and Bolivia (January 2022).

[1309] National Institute of Statistics, OPP, MIDES and others, Second National Prevalence Survey on Gender-Based Violence and Generations (2020), p. 40, graph 4, <https://www.gub.uy/ministerio-desarrollo-social/sites/ministerio-desarrollo-social/files/documentos/publicaciones/Segunda%20encuesta%C2%A0nacional.pdf>

compared to only 3 per cent among male refugees and migrants.¹³¹⁰

In the four countries, Venezuelans face barriers to access GBV survivor care programmes, due mainly to the lack of adequate information for the refugee and migrant population.¹³¹¹ Likewise, access to services for protection against GBV is significantly lower outside urban areas, while there are no specialized services in many border areas.¹³¹²

Finally, refugee and migrant GBV survivors or those at risk of GBV lack of local support networks, such as friends and family who can help avoid social isolation

and reduce dependence on potential perpetrators of GBV or provide information on resources to survivors, and often lack awareness of, or ability to access GBV response systems within their host countries. Pursuant to a 2022 R4V survey, 6 per cent, 4 per cent and 2 per cent of Venezuelan respondents in Bolivia, Argentina and Uruguay, respectively, reported needing GBV services and not being able to access them, or preferring not to disclose.¹³¹³

HUMAN TRAFFICKING & SMUGGLING



	PEOPLE IN NEED		♂	♀	♂	♀
	9.5 K	3.4%	51.4%	48.6%	N/A	N/A
CURRENTLY IN-DESTINATION						
VENEZUELAN IN-TRANSIT		11.0%	52.2%	47.8%	N/A	N/A
OTHERS IN-TRANSIT		11.0%	52.2%	47.8%	N/A	N/A
AFFECTED HOST COMMUNITIES		N/A	N/A	N/A	N/A	N/A

The high prevalence of successive movements among refugees and migrants to reach Southern Cone countries,¹³¹⁴ coupled with access restrictions to a range of intended destination countries (including Chile and Peru), have resulted in many resorting to organized criminal groups to cross borders, in-turn increasing risks to their security and physical integrity.¹³¹⁵

In the sub-region, transit routes through Bolivia from Desaguadero (in the north on the border with Peru) to Pisiga (in the southwest on the border with Chile), passing through the cities of El Alto and Oruro, are the main corridor for refugees and migrants engaging in irregular transit, including for those being smuggled or those being trafficked.¹³¹⁶ In 2023, smuggling activities were also observed along routes from Brazil to Bolivia,¹³¹⁷ and smugglers are estimated to

[1310] National Migrant Survey of Argentina (ENMA), Statistical Yearbook (2021), Chart 12.9, <https://www.conicet.gov.ar/se-presento-el-anuario-estadistico-migratorio-de-la-argentina-2020/>

[1311] R4V Southern Cone Platform, JNA Workshops: Argentina, Bolivia, Paraguay and Uruguay (June-July 2023).

[1312] See, for example, Ministerio de las Mujeres, Géneros y Diversidad e Iniciativa Spotlight, Encuesta de prevalencia de violencia contra las mujeres (2022), https://www.argentina.gob.ar/sites/default/files/2022/08/encuesta_de_prevalencia_violencia.pdf

[1313] R4V Southern Cone Platform, Primary Data Collection Survey, RMNA 2022.

[1314] R4V, Movements Report: First Quarter 2023 (May 2023), <https://www.r4v.info/en/movements-report-q1-2023>

[1315] Ivan Alenadro Paredes, Tren de Aragua en Bolivia: La Mafia Venezolana que Siembra Terror en La Frontera, El Deber (20 June 2022), https://eldeber.com.bo/pais/tren-de-aragua-en-bolivia-la-mafia-venezolana-que-siembra-terror-en-la-frontera_282310; see also Renzo Gomez Vega, El Tren de Aragua, la Megabanda Criminal Venezolana que Siembre el Terror de Chile a Colombia, El País (29 June 2023), <https://elpais.com/internacional/2023-06-29/el-tren-de-aragua-la-megabanda-criminal-venezolana-que-siembra-el-terror-de-chile-a-colombia.html>

[1316] Ministry of Justice and Institutional Transparency, Plurinational Policy against Trafficking in Persons, Smuggling of Migrants and Related Crimes 2021-25, p. 70. https://www.justicia.gob.bo/files/vjdf/trataPersonasTr%C3%A1fico2021_2025.pdf

[1317] *Ibid*, p.70.

charge refugees and migrants up to USD 3,000 for transportation between these routes from the Bolivian border to their intended destinations.

In addition to smuggling, drug and human trafficking for sexual exploitation are linked to the presence of criminal groups operating in these areas of Bolivia. Meanwhile, the presence of humanitarian actors, state infrastructure and response capacities in these corridors continues to be scarce, despite some progress registered in 2023.¹³¹⁸

In Paraguay, R4V partners identified the need to address the risks of human trafficking for labour and sexual exploitation, especially in border areas such as El Chaco in Infante Rivarola, Ciudad del Este and Encarnación.¹³¹⁹

SHELTER



	PEOPLE IN NEED		♂	♀	♂	♀
	71.6 K	26.1%	44.4%	42.8%	6.4%	6.4%
CURRENTLY IN-DESTINATION						
VENEZUELAN IN-TRANSIT		68.0%	44.3%	40.5%	7.9%	7.3%
OTHERS IN-TRANSIT		68.0%	44.3%	40.5%	7.9%	7.3%
AFFECTED HOST COMMUNITIES		4.8%	34.8%	37.1%	14.2%	13.9%

Access to adequate housing remains one of the main unmet needs of refugees and migrants from Venezuela in all four countries of the sub-region, with the ability to afford rent and meet legal requirements for rental contracts identified as main barriers.¹³²⁰

This need is particularly relevant for refugees and migrants residing in the main urban centres of Argentina and Uruguay (representing more than 95 per cent of the Venezuelan population in the sub-region). In Argentina, 43 per cent of Venezuelans surveyed in the City and

Province of Buenos Aires, Cordoba, Mendoza and La Plata stated that their main housing-related problem was the inability to pay rent.¹³²¹ Similarly, according to surveys in Montevideo, Canelones and Maldonado in Uruguay, 22 per cent of Venezuelans surveyed stated the lack of ability to pay rent was their main housing-related problem, and 17 per cent indicated that they had moved to cheaper housing as a result.¹³²² Housing is also one of the main needs for refugees and migrants in the cities of Asunción and Ciudad del Este in Paraguay.¹³²³

[1318] Between 2022 and 2023, some R4V partners have increased their presences and services offered in key points along the transit route, such as in Desaguadero.

[1319] R4V Southern Cone Platform, JNA Workshop: Paraguay (June-July 2023).

[1320] 72.5% of refugees and migrants surveyed in Argentina and 62% in Uruguay resided in rented housing, according to surveys conducted by R4V partners. IOM, DTM Round 4, Impact of COVID-19 among the Venezuelan Population in Uruguay (2021), Figure 4.1. <https://dtm.iom.int/reports/uruguay-%E2%80%94-impacto-de-la-covid-19-entre-la-poblaci%C3%B3n-venezolana-en-el-uruguay-dtm-ronda-3>; and, IOM and Argentine Red Cross, DTM Argentina, Monitoring of Venezuelan population, round 13 (October to November 2022), figure 35, <https://dtm.iom.int/reports/argentina-informe-monitoreo-de-flujo-de-poblacion-venezolana-13-october-december-2022?close=true>

[1321] Ibid., figure 37.

[1322] IOM, DTM Round 4, Impact of COVID-19 on the Venezuelan Population in Uruguay (2021), figures 44 and 45, <https://dtm.iom.int/reports/uruguay-%E2%80%94-impacto-de-la-covid-19-entre-la-poblaci%C3%B3n-venezolana-en-el-uruguay-dtm-ronda-3>. R4V partners observed that this tendency continues in the present as discussed within the sector during the JNA Workshop in July 2023.

[1323] UNHCR, Post-Distribution Monitoring Argentina, Paraguay and Uruguay (2022-2023), <https://reporting.unhcr.org/argentina-mco-cash-post-distribution-monitoring-reports-argentina-spanish>; <https://reporting.unhcr.org/argentina-mco-cash-post-distribution-monitoring-reports-uruguay-spanish>;

In addition, refugees and migrants who recently arrived in Argentina and Bolivia often reside in “pensions” or family-run hotels, or shelters in Montevideo and Buenos Aires, in which families may be forced to separate as some shelters are only for women with children or only for adult men. These accommodations in many cases do not meet the minimum standards of adequate housing, as they are shared by multiple families, creating situations of overcrowding, and lack basic infrastructure, such as appropriate WASH facilities, or utilities.

To meet their shelter needs, according to an R4V partner’s monitoring reports, 60 per cent of refugees and migrants in Argentina who received cash assistance in 2022 used it to cover housing costs, such as rent or utilities. This percentage rose to 79 per cent of refugees and migrants receiving cash assistance in both Uruguay and Paraguay.¹³²⁴

Although there is limited recorded data on evictions in the sub-region, given the sustained inflation in Argentina and, to a lesser extent, in Uruguay, pursuant to R4V partner observations, it is understood that refugees and migrants have had to relocate to more precarious or more remote housing options between 2022 and 2023.¹³²⁵

In Bolivia, Paraguay and Uruguay, refugees and migrants often report that the rented housing they are able to access has precarious infrastructure and/or lacks essential services such as electricity, gas or drinking water.¹³²⁶ In addition, in Paraguay and Uruguay, accessible housing is often located in unsafe neighbourhoods, with high crime rates and little police presence.

In terms of shelter needs among in-transit populations, temporary accommodation continues to be one of the main needs of refugees and migrants in-transit in Bolivia, mainly in Desaguadero, El Alto and Pisiga. There are limited temporary collective shelters in these locations, and despite the challenging conditions, such as extreme altitude and low temperatures, many existing shelters do not have adequate heating or warm bedding.

Finally, while R4V partners in Argentina observed that the need for temporary accommodation for recently arrived refugees and migrants has decreased compared to 2022, due to the lower number of people entering by land at the beginning of 2023, the need for temporary accommodation continues to be felt in the border areas of Argentina with Bolivia (mainly in the city of La Quiaca) and Paraguay.

[1324] *Ibid.*

[1325] *Ibid.*

[1326] UNHCR, ADRA, CAREF, MIRARES, *Diagnóstico Participativo* (October 2022), <https://www.acnur.org/media/diagnostico-participativo-argentina-octubre-2022>; UNHCR, Caritas Switzerland, Pastoral Caritas Bolivia, Fundación Munasim Kullakita, Fundación Scalabrini Bolivia, World Vision Bolivia, *Diagnóstico Participativo* (November 2022), <https://www.acnur.org/media/diagnostico-participativo-bolivia-octubre-2022>; UNHCR, SEDHU, Idas y Vueltas, Manos Veneguyas, *Diagnóstico Participativo* (October 2022), <https://www.acnur.org/media/diagnosticos-participativos-uruguay-octubre-2022>

WASH



	PEOPLE IN NEED		♂	♀	♂	♀
	61.8 K	22.5%	44.3%	42.8%	6.4%	6.5%
CURRENTLY IN-DESTINATION	61.8 K	22.5%	44.3%	42.8%	6.4%	6.5%
VENEZUELAN IN-TRANSIT		36.0%	44.3%	40.5%	7.9%	7.3%
OTHERS IN-TRANSIT		36.0%	44.3%	40.5%	7.9%	7.3%
AFFECTED HOST COMMUNITIES		16.3%	34.2%	36.6%	15.0%	14.2%

Access to WASH services, including clean drinking water, showers, and hygiene items, remains a significant challenge for refugees and migrants in-transit, particularly in Bolivia. Despite the efforts of R4V partners, a shortage of clean drinking water aggravates the delicate health and nutrition situation faced by many due to "altitude sickness" as they pass through the cities of El Alto, Oruro and/or Pisiga.¹³²⁷ Insufficient infrastructure and the high cost of some hygiene items are also a challenge for refugees and migrants in transit, as they are for many host community members in these cities.

Venezuelan women and girls in-transit through Bolivia are particularly affected by the lack of economic resources to purchase menstrual hygiene items and the limited availability of these items along the transit routes.¹³²⁸ This need has also been identified in border areas of Argentina and in urban centres, as well as in cities in Uruguay and Paraguay.

According to the Shelter Sector, accommodations of refugees and migrants in-destination, especially in remote locations, frequently lack basic WASH infrastructure, at times without regular access to water and/or sewage, while many are without adequate access to hygiene items.¹³²⁹ Furthermore, as noted by the Health Sector, many hospitals and health facilities in the remote border areas of Bolivia lack running water and adequate WASH facilities, limiting the delivery of essential healthcare to refugees, migrants and host communities alike.¹³³⁰

[1327] IOM, UNICEF, DTM Monitoring the flow of the Venezuelan population in Bolivia, second round (2023), figure 35.

[1328] Alianza por la Solidaridad-Action Aid, Situation of Venezuelan migrant women in Peru and Bolivia (January 2022).

[1329] R4V Southern Cone Joint Needs Assessment Workshops 2023, June-July 2023; IOM and Argentine Red Cross, DTM Argentina, Monitoreo de población venezolana, round 13 (October to November 2022), figures 41 and 42, <https://dtm.iom.int/reports/argentina-informe-monitoreo-de-flujo-de-poblacion-venezolana-13-october-december-2022?close=true;> and IOM Uruguay, DTM Round 4, Impact of COVID-19 Among the Venezuelan Population in Uruguay (2022), figure 46 <https://dtm.iom.int/reports/uruguay-%E2%80%94-impacto-de-la-covid-19-entre-la-poblaci%C3%B3n-venezolana-en-el-uruguay-dtm-ronda-3;>

[1330] R4V Southern Cone Platform, JNA Workshops: Argentina, Bolivia, Paraguay and Uruguay (June-July 2023).

ABBREVIATIONS AND ACRONYMS

AAP	Accountability to Affected Populations	ENPOVE	Encuesta dirigida a la población venezolana que reside en el país, Spanish acronym for Survey directed to the Venezuelan population who reside in the country in Peru
AGD	Age, Gender and Diversity	ERM	Migration Reception Centres
ARV	Antiretroviral	FAO	Food and Agriculture Organization
CAM	Central America and Mexico	FGD	Focus Group Discussions
CMH	Humanitarian Immigration Status	FTS	Financial Tracking System
CCUI	Single Inter-Agency Counting and Characterization exercise	GBV	Gender-Based Violence
CONADIS	National Council for the Integration of Persons with Disabilities	GDP	Gross Domestic Product
COVID-19	Coronavirus Disease	GIFMM	Grupo Interagencial para los Flujos Migratorios Mixtos, Spanish acronym for Interagency Group for Mixed Migration Flows, the National Platform in Colombia
CPP	Temporary Residence Permit	GMP	Growth Monitoring and Promotion
CVA	Cash and Voucher Assistance	GTRM	Grupo de Trabajo sobre Refugiados y Migrantes, Spanish acronym for the National Platforms in Peru and Ecuador
DANE	Departamento Administrativo Nacional Spanish, acronym for National Administrative Department of Statistics in Colombia	HDX	Humanitarian Data Exchange
DRC	Danish Refugee Council	HIAS	Hebrew Immigrant Aid Society
DTM	Displacement Tracking Matrix	HIV/AIDS	Human Immunodeficiency Virus/ Acquired Immune Deficiency Syndrome
ECLAC	Economic Commission for Latin America and the Caribbean		

HNO	Humanitarian Needs Overviews	MINEDU	Ministry of Education
HRP	Humanitarian Response Plan	MPC	Multipurpose Cash
HT&S	Human Trafficking and Smuggling of Migrants	MSF	Doctors Without Borders
IASC	Inter-Agency Standing Committee	NGO	Non-Governmental Organization
ICBF	Colombian Institute of Family Welfare	NNGO	National Non-Governmental Organization
ID	Identity Document	NFIs	Non-Food Items
ILO	International Labour Organization	OCHA	United Nations Office for the Coordination of Humanitarian Affairs
IMF	International Monetary Fund	PEP	Post-Exposure Prophylaxis
INGO	International Non-Governmental Organization	PIN	People in Need
INAMU	National Institute for Women	PNV	Normalization Plan for Venezuelans in the Dominican Republic
IOM	International Organization for Migration	PSEA	Prevention of Sexual Exploitation and Abuse
IPV	Intimate partner violence	R4V	Regional Inter-Agency Coordination Platform for the Response for Refugees and Migrants from Venezuela
JIAF	Joint Intersectoral Analysis Framework	RBE	Regular Basic Education System
JNA	Joint Needs Assessment	RMNA	Refugee and Migrants Needs Analysis
LAC	Latin America and the Caribbean	RMRP	Regional Refugee and Migrant Response Plan
LGBTQI+	Lesbian, Gay, Bisexual, Transgender, Queer and Intersex	RDS	Refugee Status Determination
MHPSS	Mental Health and Psychosocial Support	RUC	Taxpayer registration number

RUMV	Registry of Venezuela Nationals in Colombia	UNAIDS	United Nations Programme on HIV/AIDS
SDGS	Sustainable Development Goals	UNDP	United Nations Development Programme
SDR	Secondary Data Review	UNESCO	United Nations Educational, Scientific and Cultural Organization
SEA	Sexual Exploitation and Abuse	UN-HABITAT	United Nations Human Settlements Programme
SENA	Servicio Nacional de Aprendizaje	UNHCR	United Nations High Commissioner for Refugees
SIS	Comprehensive Health Insurance	UNICEF	United Nations Children's Fund
SISEVE	System to Report Cases on School Violence	UNODC	United Nations Office on Drugs and Crime
SIVIGILA	National Health Surveillance System in Colombia	UN WOMEN	United Nations Entity for Gender Equality and the Empowerment of Women
SJM	Jesuit Migration Service	UPE	Special Protection Units (for its Spanish acronym)
SNM	National Migration Service of Panama	USD	United States Dollar
SRH	Sexual and Reproductive Health	VOT	Victims of Trafficking
STI	Sexually Transmitted Infection	WASH	Water, Sanitation and Hygiene
SUS	Unified Health Care System in Brazil	WB	World Bank
TIP	Trafficking in Persons	WFP	World Food Programme
TPS	Temporary Protection Status for Venezuelans	WHO	World Health Organization
UASC	Unaccompanied and Separated Children		
UN	United Nations		

COVERS PHOTO CREDITS



©R4V/Viviana Murillo
©R4V/Viviana Murillo



©R4V/Viviana Murillo
©R4V/Viviana Murillo



©UNFPA/Isabela Martel
©UNOPS/Diego Campo



©IOM/Francisca Salinas
©IOM/Francisca Salinas



©GOAL Colombia
©NRC/Milena Ayala



©ACNUR/Jaime Gimenez
©OIM/Gema Cortes



©HIAS/Miguel Arreategui
©ACNUR/Emily Alvarez



©IOM/ Gema Cortes
©IOM/ Gema Cortes



©IOM/ Gema Cortes
©IOM/ Gema Cortes



©ACNUR/Ignacio Sarraf
©ACNUR/Sara Aliaga




Inter-Agency Coordination
Platform for Refugees and
Migrants from Venezuela



RESPONSEFORVENEZUELANS



PLATAFORMA_R4V



R4V.INFO



RMRP.R4V.INFO/RMNA2023/